BAFFERO

邦飞利传动

BAFFERO DRIVING
BAFFERO new technology
High quality product

BAFFERO 邦飞利传动

减速机选型样本

Owned the first-grade hardware
Facility & appliance
Owned the first-grade research and
Develop group







BAFFERO

浙江邦飞利传动设备有限公司
ZHEJIANG BAFFERO DRIVING EQUIPMENT CO.,LTD.
丽水开发区江南路785号
ADD: NO 785 JIANGNAN ROAD
INDUSTRIAL ZONE LISHUI CITY.
电话/TEL: 0578-2978987　2978988
传真/FAX: 0578-2978999
E-mail:zjbflcd@163.com
Http://www.bangfeili.com

© Copyright 2014 Baffero Driving Equipment Co., Ltd.



And World Synchronization

~ 与世界同步

Sincerity, Professional Services,
Care For Customers.

为客户提供用心、专业的全程服务
为客户的生产保驾护航。

BAFFERO
邦飞利传动

BAFFERO DRIVING
BAFFERO new technology
High quality product



BAFFERO
邦飞利传动

关于我们



Zhejiang BAFFERO Driving Equipment Co., Ltd. is an enterprise specialized in producing reducers, integrating scientific research and development, production and trade. The main products include planetary gear reducers, industrial gearboxes, R, K, F, S gear reducers, lifters, etc. The products are widely applied in such industries as metallurgy industry, mining industry, hoisting and conveying industry, engineering environmental protection industry, petrochemical industry, rubber & plastics industry, food packing industry, etc.

Over more than ten years, by holding the concept of human oriented and scientific innovation, we have always been devoted to talent storing and research and development of new products, continuously invested in research and development, striving to provide first-class transmission equipment for customers. With outstanding quality, all products bearing the mark of BAFFERO have become the first choice of customers and have been sold far to Europe, America, Southeast Asia, etc.

BAFFERO is coming to you. With professional strength, sincere operation, down-to-earth style, advanced technology as well as the intelligent, diligent and passionate team, we are making progress together with you, striding proudly ahead and advancing bravely.

BAFFERO DRIVING
BAFFERO new technology
High quality product



浙江邦飞利传动设备有限公司专业生产减速机，是集科研开发、生产制造、贸易一体化的企业。主要生产行星齿轮减速机、工业齿轮箱、R、K、F、S齿轮减速机、升降机等十大系列减速机，广泛应用于冶金行业、矿山行业、起重输送行业、工程环保行业、石化行业、橡塑行业、食品包装行业等领域。

十几年来，秉承以人为本、科技创新的理念，致力于人才储备和新产品的研究开发，持续不断的研发投入，始终致力于为客户提供一流的传动设备。凭借卓越过硬的坚实品质，也使得每一款贴有邦飞利标志的产品成为众多客户心目中的首选，并远销欧美、东南亚等世界各地。

邦飞利已来到您的身边。专业的实力、诚信的经营，踏实的作风，先进的科技，再加上智慧、勤奋、激情的团队，与您共同发展，昂首阔步，勇往直前！

ABOUT US





BAFFERO
邦飞利传动

ABOUT EQUIPMENT

关于设备

Sophisticated equipment on behalf of an enterprise has a strong production capacity and to ensure excellence in product quality.

Advanced and sophisticated productive equipment provide strong Protection for quality of products. Standardize the production management system, but also to ensure that the **BAFFERO** Speed Reducer production and processing base of strength.

精良的设备代表着企业拥有强大的生产能力，并确保卓越的产品品质。

先进、精良的生产设备，为产品品质提供了强有力的保障。规范化的生产管理体系，也确保了邦飞利的生产加工实力。











ABOUT PRODUCT
关于产品

BAFFERO
邦飞利传动

R SERIES
R系列斜齿轮硬齿面减速机
R Series helical gear reductor



K SERIES
K系列弧齿锥齿轮硬齿面减速机
K Series helical bevel gear reductor



F SERIES
F系列平行轴斜齿轮减速机
F Series parallel shaft
helical gear reductor



S SERIES
S系列斜齿轮蜗杆减速机
S Series helical-worm gear reductor



BAFFERO
邦飞利传动

CONTENT 目录




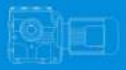

P001 R系列斜齿轮硬齿面减速机
R Series helical gear reductor

P061 F系列平行轴斜齿轮减速机
F Series parallel shaft helical gear reductor

P095 K系列弧齿锥齿轮硬齿面减速机
K Series helical bevel gear reductor

P134 S系列斜齿轮蜗杆减速机
S Series helical-worm gear reductor

P158 T系列螺旋锥齿轮减速机
T Series spiral vevel gear reductor

P171 标准普通电机的参数
Strandard and or dinary motor parameter

P172 减(变)速机订货须知
Notices in speed reducer
(speed changer) procurement

R SERIES

BAFFERO
邦飞利传动

R系列斜齿轮硬齿面减速机
R Series helical gear reductor

BAFFERO DRIVING
BAFFERO new technology
High quality product



R系列减速机有以下设计方案:
R series gear units are available in the following designs:

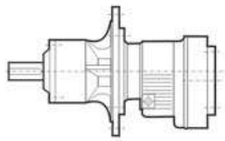

RM…
搅拌机专用减速机
Specially for stirrer drives

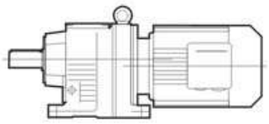

R…Y…
底脚轴式安装斜齿轮减速机
Foot-mounted helical gear units with solid shaft

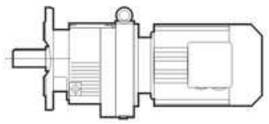

RF…Y…
法兰轴伸式安装斜齿轮减速机
Flange-mounted helical gear units with solid shaft

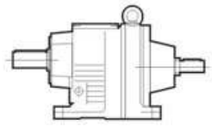

RS…
底脚轴伸式安装,轴输入的斜齿减速机
Foot-mounted, shaft input helical gear units with solid shaft

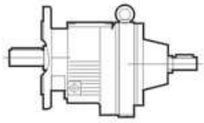

RFS…
法兰轴伸式,轴输入为斜齿轮减速机
Flange-mounted, shaft input helical gear units with solid shaft

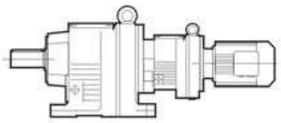

R…RF…Y…
底脚轴伸式安装组合型斜齿轮减速机
Foot-mounted combinatorial helical gear units with solid shaft

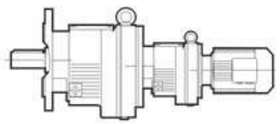

RF…RF…Y…
法兰轴伸式组合型斜齿轮减速机
Flange-mounted combinatorial helical gear units with solid shaft

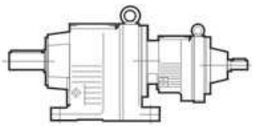

RS…RF…
底脚轴伸式安装组合型,轴输入的斜齿轮减速机
Foot-mounted combinatorial , shaft input helical gear units with solid shaft

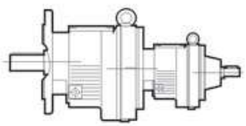

RFS…RF…
法兰轴伸式组合型,轴输入的斜齿轮减速机
Flange-mounted combinatorial, shaft input helical units with solid shaft

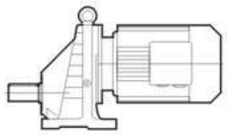

RX…Y…
底脚轴伸式安装单级斜齿轮减速机
Foot-mounted single-stage helical gear units with solid shaft

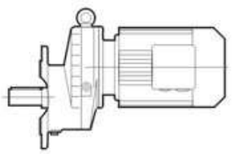

RXF…Y…
法兰轴伸式安装单级斜齿轮减速机
Flange-mounted single-stage helical gear units with solid shaft

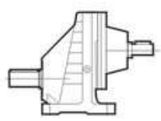

RXS…
底脚轴伸式安装,轴输入的单级斜齿轮减速机
Foot-mounted, shaft input single -stage helical gear units with solid shaft

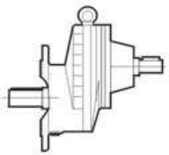

RXFS…
法兰轴伸式,轴输入的单级斜齿轮减速机
Flange-mounted, shaft input single -stage helical gear units with solid shaft

型号与标记 Type Designations:

R 37-Y 0.55-4P-32.40-M1-I-φ200

减速机类型	Gear units type
结构形式	Structure
规格	Size
电机代号	Motor code
电机功率、极数	Motor power、pole
传动比	Ratio
安装形式	Mounting position
电机接线合位置	Position of the motor thermal box
输出法兰外径	Outer diameter of output flange

减速机类型: 斜齿轮硬齿面减速机	Gear units type: rigid tooth flank helical gear units
结构形式: 普通轴伸式(省略) 轴伸法兰式 F 普通轴伸式，轴输入 S 轴伸法兰式，轴输入 FS 搅拌机专用 M	Structure: Foot-mounted solid shaft output (—) Flange-mounted solid shaft output F Foot-mounted solid shaft output , shaft input S Flange-mounted solid shaft output, shaft input FS Specially for stirrer M
规格: (见选型参数表)	Size: (see selection table)
电机代号: 普通(更新) Y(Y2) 防爆 B 直流 Z 制动 E 多速 D 变频 V 分马力 F 增安 A 电磁调速 C 冶金起重 R 变频制动 VE 辊道 G	Motor code: Ordinary(renew) Y(Y2) Flame-proof B Direct current Z Brake E Multi-speed D Variable frequency V Power-divided F Ampere-increased A Electromagnetism speed modulation C Hoisting in metallurgy R Variable frequency and brake VE Roller tables G
电机功率、极数: (见选型参数表)	Motor power、pole: (see selection table)
传动比: (见选型参数表)	Ratio: (see selection table)
安装形式: M1、M2、M3、M4、M5、M6(见第4页)	Mounting position: M1、M2、M3、M4、M5、M6(see page 4)
电机接线盒位置: Ⅰ、Ⅱ、Ⅲ、Ⅳ(见第3页)	Position of the motor thermal box: Ⅰ、Ⅱ、Ⅲ、Ⅳ(see page 3)
输出法兰外径: (见外型安装尺寸图)底脚安装时省略	Outer diameter of output flange: (See the chart of mouting dimension sheets-overview) It will be omited when foot mouting.

电机接线盒位置:
Position of the motor thermal box:

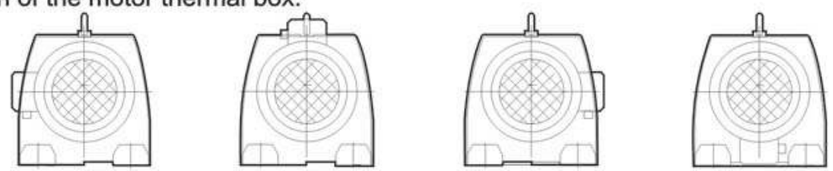

Ⅰ Ⅱ Ⅲ Ⅳ

安装形式:
Mounting position:

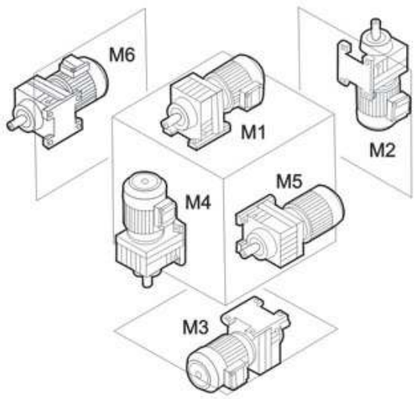

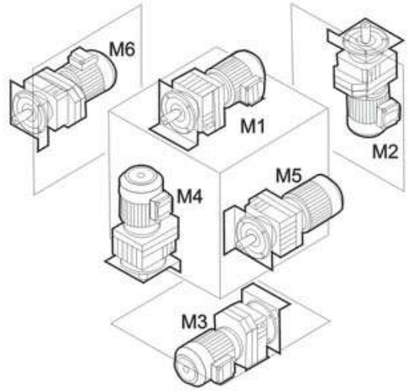

输入功率及最大转矩*
Input power rating and maximum torque

规格 Size	17	27	37	47	57	67	77	87	97	107	137	147	167
结构形式 Structure	R RF												
输入功率 Input power rating (kw)	0.18~0.75	0.18~3	0.18~3	0.18~5.5	0.18~7.5	0.18~7.5	0.18~11	0.55~22	0.55~30	2.2~45	5.5~55	11~90	11~160
传动比 Ratio	3.83~74.84	3.37~135.09	3.41~134.82	3.83~167.65	4.39~186.89	4.29~165.48	5.21~195.24	5.36~246.54	4.49~264.42	5.06~245.5	5.15~223.34	5.00~163.46	8.77~196.41
最大转矩* Maximum torque (N.m)	85	130	200	300	450	600	820	1550	3000	4300	8000	13000	18000

规格 Size	31	51	61	71	81	91	101	121	151
结构形式 Structure	RX RXF								
输入功率(kw) Input powerrating	0.18~1.1	0.18~5.5	0.18~7.5	1.1~11	3~22	5.5~30	7.5~45	7.5~90	11~132
传动比 Ratio	1.6~3.76	1.3~5.5	1.4~5.63	1.42~8.00	1.39~6.44	1.42~5.82	1.44~6.65	1.56~6.47	1.63~6.22
最大转矩*(N.m) Maximum torque	20	70	135	215	400	600	830	1110	1680

减速机重量
Gear unit weight

规格 Size	R17	R27	R37	R47	R57	R67	R77	R87	R97	R107	R137	R147	R167
重量(kg) Weight	4	5.5	8.5	10	18	25	36	63	101	153	220	400	700
机型号 Gearunittype	RX31	RX51	RX61	RX71	RX81	RX91	RX101	RX121	RX151				
重量(kg) Weight	5	8	14	23	39	70	100	150	250				

所注重量为平均值，仅供参考
*)最大转矩系指该规格不同传动比对应的最大转矩中的最大值

The weights are mean values, only for reference.
*) Maximum torque means the biggest one of the maximum torque related to the different ratio for the specified size.

RM减速机选型

选择最小使用系数

f_{Amin}=1.5for L_{10h} ⩾ 10000h

f_{Amin}=2.0for L_{10h} ⩾ 25000h

其它要求

根据最小使用系数选择齿箱规格

$f_{Amin} \leqslant f_B$

校核径向载荷(轴承)

$F_r \leqslant F_{XL}=F_{Ra} \cdot a/(x+b)$

a、b—换算系数

F_r—运行时的径向载荷

F_{Ra}—许用径向载荷

校核轴向载荷

$F_a \leqslant F_{Aa}$

F_a—运行时的轴向载荷

F_{Aa}—许用轴向载荷

RM Gear Units Selection

Select minimum service factors

f_{Amin}=1.5for L_{10h} ⩾ 10000h

f_{Amin}=2.0for L_{10h} ⩾ 25000h

Other requirments

Select gear units size based on minimum service factor

$f_{Amin} \leqslant f_B$

Check overhung load (Bearing)

$F_r \leqslant F_{XL}=F_{Ra} \cdot a/(x+b)$

a、b—Conversion factor

F_r—Overhung load during operation

F_{Ra}—Permitted overhung load

Check axial load

$F_a \leqslant F_{Aa}$

F_a—Axial load during operation

F_{Aa}—Permitted axial load

许用径向载荷FRr(X=1000mm)
Permitted overhung loads FRr at X=1000mm

型号 Size	RM67	RM77	RM87	RM97	RM107	RM137	RM147	RM167
FRr (N)	580	1200	1950	3000	4230	7500	11000	14600

计算径向载荷FXL(X≠1000mm)的换算系数
Conversion factors to calculate the permitted overhung loads FXL at X≠1000mm

型号 Size	RM67	RM77	RM87	RM97	RM107	RM137	RM147	RM167
a	1047	1050	1056.5	1061	1069	1088	1091	1089.5
b	47	50	56.5	61	69	88	91	89.5

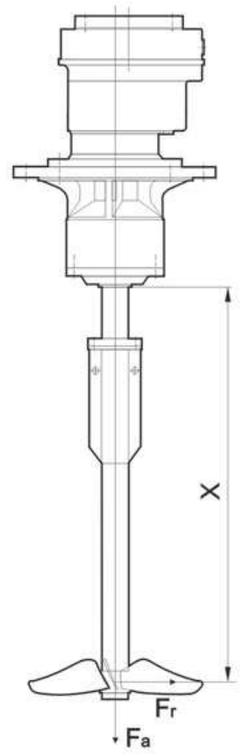

许用轴向载荷FAa, 根据不同的使用系fA和不同的额定轴承使用寿命L10h提供

Permitted axial loads FAa, Provided according to various service factor fA and nominal bearing service life L10h

$F_{Amin}=1.5/L_{10h}=10000h$									
型号 Size		n_2(r/min)							
		<16	16-25	26-40	41-60	61-100	101-160	161-250	251-400
RM67	F_{Aa}(N)	19000	18900	15300	11900	9210	7470	5870	5050
RM77	F_{Aa}(N)	22000	22000	19400	15100	11400	9220	7200	6710
RM87	F_{Aa}(N)	30000	30000	23600	18000	14300	11000	8940	8030
RM97	F_{Aa}(N)	40000	36100	27300	20300	15900	12600	9640	7810
RM107	F_{Aa}(N)	48000	41000	30300	23000	18000	13100	9550	9030
RM137	F_{Aa}(N)	70000	70000	70000	57600	46900	44000	35600	32400
RM147	F_{Aa}(N)	70000	70000	69700	58400	45600	38000	32800	30800
RM167	F_{Aa}(N)	70000	70000	70000	60300	45300	36900	-	-

$F_{Amin}=2.0/L_{10h}=25000h$									
型号 Size		n_2(r/min)							
		<16	16-25	26-40	41-60	61-100	101-160	161-250	251-400
RM67	F_{Aa}(N)	15800	12000	9580	7330	5580	4460	3460	2930
RM77	F_{Aa}(N)	20000	15400	11900	9070	6670	5280	4010	3700
RM87	F_{Aa}(N)	24600	19200	14300	10600	8190	6100	5490	4860
RM97	F_{Aa}(N)	28400	22000	16200	11600	8850	6840	5830	4760
RM107	F_{Aa}(N)	32300	24800	17800	13000	9780	8170	5950	5620
RM137	F_{Aa}(N)	70000	59900	48000	37900	33800	31700	25600	23300
RM147	F_{Aa}(N)	70000	60600	45900	39900	33500	27900	24100	22600
RM167	F_{Aa}(N)	70000	63500	51600	37800	26800	23600	-	-

润滑油量表
Lubrication table

规格 Size	润滑油量(升) Fill quantity in liters					
	M1 1)	M2 1)	M3	M4	M5	M6
R17	0.25	0.6	0.35	0.6	0.35	0.35
R27	0.25/0.4	0.7	0.4	0.7	0.4	0.4
R37	0.3/1	0.9	1	1.1	0.8	1
R47	0.7/1.5	1.6	1.5	1.7	1.5	1.5
R58	0.8/1.7	1.9	1.7	2.1	1.7	1.7
R67	1.1/2.3	2.6/3.5	2.8	3.2	1.8	2
R77	1.2/3	3.8/4.3	3.6	4.3	2.5	3.4
R87	2.3/6	6.7/8.4	7.2	7.7	6.3	6.5
R97	4.6/9.8	11.7/14	11.7	13.4	11.3	11.7
R107	6/13.7	16.3	16.9	19.2	13.2	15.9
R137	10/25	28	29.5	31.5	25	25
R147	15.4/40	46.5	48	52	39.5	41
R167	27/70	82	78	88	66	69

规格 Size	润滑油量(升) Fill quantity in liters					
	M1 1)	M2 1)	M3	M4	M5	M6
RF17	0.25	0.6	0.35	0.6	0.35	0.35
RF27	0.25/0.4	0.7	0.4	0.7	0.4	0.4
RF37	0.4/1	0.9	1	1.1	0.8	1
RF47	0.75/1.5	1.6	1.5	1.7	1.5	1.5
RF57	0.8/1.7	1.8	1.7	2	1.7	1.7
RF67	1.2/2.5	2.7/3.6	2.7	3.1	1.9	2.1
RF77	1.2/2.6	3.8/4.1	3.3	4.1	2.4	3
RF87	2.4/6	6.8/7.9	7.1	7.7	6.3	6.4
RF97	5.1/10.2	11.9/14	11.2	14	11.2	11.8
RF107	6.3/14.9	15.9	17	19.2	13.1	15.9
RF137	9.5/25	27	29	32.5	25	25
RF147	16.4/42	47	48	52	42	42
RF167	26/70	82	78	88	65	71

规格 Size	润滑油量(升) Fill quantity in liters					
	M1	M2	M3	M4	M5	M6
RX31/RXF31	0.45/0.4	0.6	1.1/0.9	1.1/0.9	0.7/0.6	0.7/0.6
RX51/RXF51	0.6/0.5	0.8	1.3/1.1	1.3/1.1	0.9/0.7	0.9/0.7
RX61/RXF61	0.8/0.7	0.8	1.7/1.5	1.9/1.7	1.1/1	1.1/1
RX71/RXF71	1.1/0.9	1.5	2.6/2.4	2.7/2.5	1.6	1.6
RX81/RXF81	1.7/1.6	2.5	4.8/4.9	4.8/4.7	2.9	2.9
RX91/RXF91	2.1	3.4/3.6	7.4/7.1	7	4.8	4.8
RX101/RXF101	3.9/3.1	5.6/5.9	11.6/11.2	11.9/10.5	7.7/7.2	7.7/7.2
RX121/RXF121	5.6/5.9	11.6/11.2	21.9/20.5	22.7/22.2	9.7/9.2	9.7/9.2
RX151/RXF151	11.6/11.2	21.9/20.5	31.3/30.5	32.7/32.2	13.2/12.7	13.2/12.7

注: 1) 表示减速机为组合型时低速级所速级所加油量为大值。

Noteds: 1) The large gear unit of multi-stage gear units must be filled with the larger oil volume.

输出转速 Output speed r/min	输出扭矩 Output torque Nm	传动比 Ratio i	使用系数 Service factor f_B	机型号 Type Type	极数 Pole p
0.18KW					
0.16	9293	8443	1.31		
0.19	8042	7307	1.52		
0.22	7096	6447	1.72		
0.25	6128	5568	1.99	R 147RF77	4
0.29	5300	4815	2.31	RF147RF77	4
0.32	4760	4325	2.57		
0.38	4038	3669	3.03		
0.43	3553	3228	3.44		
0.16	9668	8784	0.8		
0.19	8232	7479	0.91		
0.22	7057	6412	1.07		
0.24	6421	5834	1.17		
0.28	5504	5001	1.37		
0.32	4803	4364	1.57	R 137RF77	4
0.35	4323	3928	1.74	RF137RF77	4
0.30	5183	4709	1.45		
0.35	4422	4018	1.70		
0.40	3868	3514	1.94		
0.42	3674	3338	2.05		
0.47	3224	2929	2.33		
0.31	4881	4435	0.83		
0.36	4288	3896	0.94		
0.46	3345	3039	1.21		
0.36	4260	3870	0.95		
0.42	3634	3302	1.11		
0.46	3299	2997	1.23		
0.53	2885	2621	1.40	R 107RF77	4
0.62	2479	2252	1.63	RF107RF77	4
0.68	2246	2041	1.80		
0.71	2169	1971	1.86		
0.77	1995	1813	2.03		
0.88	1747	1587	2.31		
1.0	1529	1389	2.64		
1.1	1338	1216	3.02		
0.52	2937	2668	0.96		
0.62	2471	2245	1.14		
0.69	2219	2016	1.27		
0.80	1907	1733	1.48		
0.86	1786	1623	1.58		
0.97	1578	1434	1.79		
1.2	1328	1207	2.12	R 97RF57	4
1.3	1193	1084	2.36	RF97RF57	4
1.5	1028	934	2.74		
1.6	966	878	2.92		
1.8	831	755	3.39		
0.51	2996	2722	0.94		
0.60	2544	2311	1.11		
0.67	2287	2078	1.23		
0.80	1907	1733	0.8		
0.93	1639	1489	0.89		
1.0	1535	1395	0.95		
1.1	1356	1232	1.07		
1.2	1260	1145	1.16		
1.3	1141	1037	1.28	R 87RF58	4
1.5	1025	931	1.42	RF87RF58	4
1.7	883	802	1.65		
0.80	1912	1737	0.8		
0.91	1677	1524	0.87		
1.1	1434	1303	1.02		
1.2	1258	1143	1.16		
1.6	972	883	1.50		
1.8	852	774	1.71		

输出转速 Output speed r/min	输出扭矩 Output torque Nm	传动比 Ratio i	使用系数 Service factor f_B	机型号 Type Type	极数 Pole p
0.18KW					
1.6	944	858	0.82		
1.8	833	757	0.93		
2.1	739	671	1.04		
2.4	628	571	1.23		
1.7	904	821	0.85		
1.9	803	730	0.96	R 77RF37	4
2.2	711	646	1.08	RF77RF37	4
2.5	602	547	1.28		
2.9	525	477	1.47		
3.3	469	426	1.64		
3.8	402	365	1.92		
4.5	341	310	2.26		
2.4	628	571	0.90		
2.9	535	486	1.05		
2.5	617	561	0.91		
2.9	532	483	1.06		
3.2	482	438	1.17	R 67RF37	4
3.6	427	388	1.32	RF67RF37	4
4.1	370	336	1.53		
4.8	316	287	1.79		
5.5	281	255	2.01		
3.1	488	443	0.87		
3.4	451	410	0.94		
3.0	518	471	0.82		
3.9	393	357	1.08		
4.4	351	319	1.20		
5.2	294	267	1.44		
5.8	265	241	1.59		
6.5	237	215	1.79		
3.9	395	359	1.07	R 57RF37	4
4.3	357	324	1.19	RF57RF37	4
4.8	319	290	1.33		
5.3	288	262	1.47		
5.7	271	246	1.56		
6.3	242	220	1.75		
7.4	207	188	2.04		
8.7	175	159	2.42		
4.6	331	301	0.85		
5.5	281	255	1.00	R 47RF37	4
6.1	251	228	1.12	RF47RF37	4
7.1	215	195	1.31		
7.0	219	199	0.86		
8.9	173	157	1.09		
9.3	165	150	1.14		
6.2	249	226	0.8	R 37RF17	4
6.9	222	202	0.85	RF37RF17	4
7.8	197	179	0.95		
8.9	172	156	1.09		
9.9	155	141	0.8		
11	136	124	0.90		
13	121	110	1.01		
15	103	94	1.18		
10	149	135	0.82	R 27RF18	4
12	130	118	0.94	RF27RF18	4
13	114	104	1.07		
15	99	90	1.23		
4.4	371	195.24	2.1		
5.1	317	166.59	2.4		
5.8	277	145.67	2.8	R 77	6
6.1	263	138.39	2.9	RF77	6
7.0	231	121.42	3.3		

输出转速 Output speed r/min	输出扭矩 Output torque Nm	传动比 Ratio i	使用系数 Service factor f_B	机型号 Type Type	极数 Pole p
0.18KW					
7.1	227	195.24	3.4		
8.3	194	166.59	4.0	R 77	4
9.5	169	145.67	4.6	RF77	4
10	161	138.39	4.8		
4.3	380	199.81	1.48		
4.6	350	184.07	1.61		
5.4	301	158.14	1.88		
6.2	262	137.67	2.2		
6.6	245	128.97	2.3	R 67	6
7.5	217	113.94	2.6	RF67	6
8.0	201	105.83	2.8		
8.9	182	95.91	3.1		
9.9	164	86.11	3.4		
11	141	74.17	4.0		
12	133	69.75	4.3		
7.0	232	199.81	2.4		
7.6	214	184.07	2.6		
8.8	184	158.14	3.1	R 67	4
10	160	137.67	3.5	RF67	4
11	150	128.97	3.8		
12	132	113.94	4.3		
13	123	105.83	4.6		
4.5	355	186.89	1.19		
4.9	327	172.17	129		
5.7	281	147.92	1.50	R 57	6
6.6	245	128.77	1.73	RF57	6
7.0	229	120.63	1.84		
7.4	217	186.89	1.95		
8.1	200	172.17	2.1		
9.4	172	147.92	2.5		
11	150	128.77	2.8	R 57	4
12	140	120.63	3.0	RF57	4
13	124	106.58	3.4		
14	115	98.99	3.7		
15	104	89.71	4.1		
7.9	206	176.88	1.37		
8.5	189	162.94	1.49		
9.9	163	139.99	1.73		
11	142	121.87	1.99	R 47	4
12	133	114.17	2.1	RF47	4
14	117	100.86	2.4		
15	109	93.68	2.6		
16	99	84.90	2.9		
18	89	76.23	3.2		
6.9	235	123.66	0.80		
8.1	200	105.28	0.94	R 37	6
9.4	173	90.77	1.09	RF37	6
10	161	84.61	1.17		
10	157	134.82	1.20		
11	144	123.66	1.31		
13	122	105.28	1.54		
15	106	90.77	1.78		
16	98	84.61	1.91	R 37	4
19	86	73.96	2.2	RF37	4
20	81	69.33	2.3		
23	71	61.18	2.6		
25	65	55.76	2.9		
29	56	48.08	3.4		

输出转速 Output speed r/min	输出扭矩 Output torque Nm	传动比 Ratio i	使用系数 Service factor f_B	机型号 Type Type	极数 Pole p
0.18KW					
11	144	123.91	0.85		
13	123	105.49	1.00		
15	106	90.96	1.16		
16	99	84.78	1.24		
19	86	74.11	1.42		
20	81	69.47	1.51		
23	71	61.30	1.71		
25	65	55.87	1.88		
29	56	48.17	2.2		
31	52	44.90	2.3	R 27	4
35	46	39.25	2.7	RF27	4
38	44	36.79	2.8		
43	39	32.47	3.2		
48	34	28.78	3.6		
57	29	24.47	4.2		
49	34	28.37	3.6		
53	31	26.09	3.9		
62	26	22.32	4.6		
72	23	19.35	5.3		
77	21	18.08	5.7		
89	19	15.63	6.6		
105	16	13.28	7.8		
37	45	23.13	1.78	R 17	6
40	41	21.22	1.94	RF17	6
47	35	18.06	2.28		
19	87	74.84	0.92		
22	75	64.52	1.07		
23	70	60.14	1.14		
26	61	52.57	1.31		
28	57	49.28	1.39		
32	51	43.49	1.58		
34	47	40.49	1.70		
39	41	35.40	1.94		
42	39	33.18	2.07		
47	34	29.28	2.3		
54	30	25.96	2.6		
60	27	23.13	2.9		
63	26	22.06	3.1		
66	25	21.22	3.2		
77	21	18.06	3.7		
89	18	15.57	4.3	R 17	4
96	17	14.52	4.6	RF17	4
110	15	12.69	5.3		
117	14	11.89	5.7		
132	12	10.5	6.1		
149	11	9.31	6.5		
176	9	7.91	7.2		
184	9	7.55	5.9		
197	8	7.04	6.2		
226	7	6.15	7.0		
241	7	5.76	7.3		
273	6	5.09	7.9		
308	5	4.51	8.4		
363	4.5	3.83	10		
140	12	6.07	3.4		
164	10	5.18	6.9	RX 61	6
188	9.0	4.53	8.6	RXF61	6
198	8.5	4.30	8.8		

输出转速 Output speed r/min	输出扭矩 Output torque Nm	传动比 Ratio i	使用系数 Service factor f_B	机型号 Type Type	极数 Pole p
0.18KW					
229	7.4	6.07	5.5		
268	6.3	5.18	11		
307	5.5	4.53	14		
323	5.2	4.30	14		
369	4.6	3.77	18	RX 61	4
434	3.9	3.20	24	RXF61	4
481	3.5	2.89	28		
547	3.1	2.54	36		
579	2.9	2.40	40		
681	2.5	2.04	51		
155	11	5.50	3.36		
168	10	5.07	3.37	RX 51	6
195	8.6	4.35	7.4	RXF51	6
224	7.5	3.79	8.5		
253	6.7	5.50	5.50		
274	6.1	5.07	5.51		
320	5.3	4.35	12		
367	4.6	3.79	14		
392	4.3	3.55	15		
443	3.8	3.14	16	RX 51	4
478	3.5	2.91	18	RXF51	4
527	3.2	2.64	20		
586	2.9	2.37	23		
681	2.5	2.04	26		
724	2.3	1.92	28		
842	2.0	1.65	32		
527	3	2.64	4.69	RX 31	4
426	4	3.26	3.80	RXF31	4
0.25KW					
0.14	14894	9743	0.82		
0.16	12907	8443	0.95		
0.19	11170	7307	1.09		
0.22	9855	6447	1.24	R 147RF77	4
0.25	8512	5568	1.44	RF147RF77	4
0.29	7361	4815	1.66		
0.32	6612	4325	1.85		
0.38	5609	3669	2.18		
0.43	4935	3228	2.48		
0.49	4331	2833	2.82		
0.24	8918	5834	0.84		
0.28	7645	5001	0.98		
0.32	6671	4364	1.13		
0.35	6005	3928	1.25		
0.30	7199	4709	1.04		
0.35	6142	4018	1.22	R 137RF77	4
0.40	5372	3514	1.40	RF137RF77	4
0.42	5103	3338	1.47		
0.47	4478	2929	1.68		
0.52	4063	2658	1.85		
0.58	3687	2412	2.0		
0.67	3169	2073	2.4		
0.76	2811	1839	2.7		
0.99	2136	1397	3.5		
1.1	1874	1226	4.0		
0.46	4609	3015	0.88		
0.46	4581	2997	0.88		
0.71	3013	1971	1.34		
0.77	2772	1813	1.46	R 107RF77	4
0.88	2426	1587	1.67	RF107RF77	4
1.0	2123	1389	1.90		
1.1	1859	1216	2.2		
1.5	1417	927	2.9		
1.7	1241	812	3.3		

输出转速 Output speed r/min	输出扭矩 Output torque Nm	传动比 Ratio i	使用系数 Service factor f_B	机型号 Type Type	极数 Pole p
0.25KW					
0.69	3082	2016	0.92		
0.80	2649	1733	1.06		
0.86	2481	1623	1.14		
0.76	2787	1823	1.01		
0.88	2420	1583	1.17	R 97RF57	4
1.0	2134	1396	1.32	RF97RF57	4
1.1	1877	1228	1.50		
1.3	1633	1068	1.73		
1.5	1432	937	1.97		
1.7	1260	824	2.2		
1.9	1127	737	2.5		
2.2	965	631	2.9		
1.2	1750	1145	0.83		
1.3	1585	1037	0.92		
1.5	1423	931	1.02		
1.7	1226	802	1.19		
1.2	1747	1143	0.83		
1.6	1350	883	1.08	R 87RF57	4
1.8	1183	774	1.23	RF87RF57	4
2.0	1044	683	1.40		
2.3	916	599	1.59		
2.6	803	525	1.82		
3.1	694	454	2.1		
5.2	408	267	3.6		
2.4	873	571	0.88		
2.5	836	547	0.92		
2.9	729	477	1.06		
3.3	651	426	1.18	R 77RF37	4
3.8	556	364	1.39	RF77RF37	4
4.5	477	312	1.62		
4.5	474	310	1.63		
5.6	379	248	2.03		
6.3	335	219	2.3		
3.6	593	388	0.95		
4.1	514	336	1.10		
4.8	439	287	1.29		
5.5	390	255	1.45		
6.1	350	229	1.61		
7.1	298	195	1.89		
8.1	263	172	2.15	R 67RF37	4
9.0	235	154	2.40	RF67RF37	4
3.6	587	384	0.96		
3.9	549	359	1.03		
4.5	474	310	1.19		
5.3	404	264	1.40		
5.9	359	235	1.57		
6.9	307	201	1.84		
7.7	277	181	2.0		
4.4	488	319	0.87		
5.2	408	267	1.04		
5.8	368	241	1.15		
6.5	329	215	1.29		
7.6	280	183	1.51		
8.6	246	161	1.72		
10	211	138	2.0	R 57RF37	4
4.3	495	324	0.85	RF57RF37	4
4.8	443	290	0.95		
5.3	401	262	1.06		
5.7	376	246	1.12		
6.3	336	220	1.26		
6.1	349	228	0.81		
7.1	298	195	0.95	R 47RF37	4
7.6	278	182	1.01	RF47RF37	4
9.0	235	154	1.20		

输出转速 Output speed r/min	输出扭矩 Output torque Nm	传动比 Ratio i	使用系数 Service factor f_B	机型号 Type Type	极数 Pole p
0.25KW					
9.3	229	150	0.82		
11	199	130	0.95		
11	190	124	0.99		
13	168	110	1.12	R 37RF17	4
15	144	94	1.31	RF37RF17	4
8.9	238	156	0.79		
10	206	135	0.91		
11	194	127	0.97		
13	159	104	1.18		
15	138	90	1.37		
2.2	1029	289.60	2.7		
2.5	913	256.89	3.1	R 97	8
2.7	856	240.83	3.3	RF97	8
3.0	767	215.94	3.7		
2.6	876	246.54	1.66		
3.0	769	216.54	1.89	R 87	8
3.1	731	205.71	1.99	RF87	8
3.5	646	181.77	2.3		
3.9	592	166.59	1.30		
4.4	518	145.67	1.49	R 77	8
4.7	492	138.39	1.57	RF77	8
5.3	431	121.42	1.79		
4.4	526	195.24	1.46	R 77	6
5.1	449	166.59	1.72	RF77	6
5.8	393	145.67	1.96		
7.1	322	195.24	2.4		
8.3	275	166.59	2.8	R 77	4
9.5	240	145.67	3.2	RF77	4
10	228	138.39	3.4		
11	200	121.42	3.8		
4.1	562	158.14	1.00		
4.7	489	137.67	1.15	R 67	8
5.0	458	128.97	1.23	RF67	8
5.7	405	113.94	1.39		
4.3	539	199.81	1.05		
4.6	496	184.07	1.14		
5.4	426	158.14	1.32	R 67	6
6.2	371	137.67	1.52	RF67	6
6.6	348	128.97	1.62		
7.5	307	113.94	1.84		
8.0	285	105.83	1.98		
7.0	329	199.81	1.71		
7.6	304	184.07	1.86		
8.8	261	158.14	2.2		
10	227	137.67	2.5	R 67	4
11	213	128.97	2.7	RF67	4
12	188	113.94	3.0		
13	175	105.83	3.2		
14	158	95.91	3.6		
16	142	86.11	4.0		
4.5	504	186.89	0.84		
4.9	464	172.17	0.91		
5.7	399	147.92	1.06	R 57	6
6.6	347	128.77	1.22	RF57	6
7.0	325	120.63	1.30		
8.0	287	106.58	1.47		
8.6	267	98.99	1.58		

输出转速 Output speed r/min	输出扭矩 Output torque Nm	传动比 Ratio i	使用系数 Service factor f_B	机型号 Type Type	极数 Pole p
0.25KW					
7.4	308	186.89	1.37		
8.1	284	172.17	1.49		
9.4	244	147.92	1.73		
11	212	128.77	1.99	R 57	4
12	199	120.63	2.1	RF57	4
13	176	106.58	2.4		
14	163	98.99	2.6		
15	148	89.71	2.9		
17	133	80.55	3.2		
20	114	69.23	3.7		
7.9	292	176.88	0.97		
8.5	269	162.94	1.05		
9.9	231	139.99	1.22		
11	201	121.87	1.40		
12	188	114.17	1.50		
14	166	100.86	1.70	R 47	4
15	154	93.68	1.83	RF47	4
16	140	84.90	2.0		
18	126	76.23	2.2		
20	113	68.54	2.5		
22	106	64.21	2.7		
25	94	56.73	3.0		
26	87	52.69	3.2		
29	79	47.75	3.6		
10	222	134.82	0.85		
11	204	123.66	0.92		
13	174	105.28	1.08		
15	150	90.77	1.26		
16	140	84.61	1.35		
19	122	73.96	1.54	R 37	4
20	114	69.33	1.64	RF37	4
23	101	61.18	1.86		
25	92	55.76	2.0		
29	79	48.08	2.4		
31	74	44.81	2.5		
35	65	39.17	2.9		
38	61	36.72	3.1		
43	53	32.40	3.5		
16	140	84.78	0.87		
19	122	74.11	1.00		
20	115	69.47	1.07		
23	101	61.30	1.21		
25	92	55.87	1.33		
29	79	48.17	1.54		
31	74	44.90	1.65		
35	65	39.25	1.89		
38	61	36.79	2.0		
43	54	32.47	2.3		
48	47	28.78	2.6		
57	40	24.47	3.0		
49	47	28.37	2.6		
53	43	26.09	2.8	R 27	4
62	37	22.32	3.3	RF27	4
72	32	19.35	3.8		
77	30	18.08	4.1		
89	26	15.63	4.7		
105	22	13.28	5.6		
117	20	11.86	6.2		
137	17	10.13	6.9		
148	16	9.41	7.4		
170	13	8.16	8.1		
182	13	7.63	8.4		
211	11	6.59	9.2		
248	9.0	5.60	10		
278	8.2	5.00	11		
326	7.0	4.27	12		
348	7.0	4.00	12		
412	6.0	3.37	13		

输出转速 Output speed r/min	输出扭矩 Output torque Nm	传动比 Ratio i	使用系数 Service factor f_B	机型号 Type Type	极数 Pole p
0.25KW					
26	87	52.57	0.92		
28	81	49.28	0.98		
32	72	43.49	1.11		
34	67	40.49	1.20		
39	58	35.40	1.37		
42	55	33.18	1.46		
47	48	29.28	1.65		
54	43	25.96	1.87		
63	36	22.06	2.2		
60	38	23.13	2.1		
66	35	21.22	2.3		
77	30	18.06	2.7	R 17	4
89	26	15.57	3.1	RF17	4
96	24	14.52	3.3		
110	21	12.69	3.8		
117	20	11.89	4.1		
132	17	10.5	4.4		
149	15	9.31	4.7		
176	13	7.91	5.2		
184	12	7.55	4.2		
197	12	7.04	4.5		
226	10	6.15	5.0		
241	9	5.76	5.2		
273	8	5.09	5.7		
308	7	4.51	6.1		
363	6	3.83	6.7		
140	16	6.07	2.5		
164	14	5.18	4.9	RX 61	6
188	12	4.53	6.2	RXF61	6
198	12	4.30	6.4		
229	10	6.07	4.0		
268	9	5.18	8.1		
307	8	4.53	10		
323	7	4.30	10		
369	6	3.77	13	RX 61	4
434	5	3.20	17	RXF61	4
481	5	2.89	20		
547	4	2.54	26		
579	4	2.40	29		
681	3	2.04	37		
155	15	5.50	2.4		
168	14	5.07	2.4	RX 51	6
195	12	4.35	5.3	RXF51	6
224	10	3.79	6.2		
253	9.3	5.50	4.0		
274	8.5	5.07	4.0		
320	7.3	4.35	9.0		
367	6.4	3.79	10		
392	6.0	3.55	11		
443	5.3	3.14	12	RX 51	4
478	4.9	2.91	13	RXF51	4
527	4.4	2.64	15		
586	4.0	2.37	16		
681	3.4	2.04	19		
724	3.2	1.92	20		
842	2.8	1.65	23		
370	6	3.76	2.37		
426	5	3.26	2.73		
456	5	3.05	2.92		
527	4	2.64	3.38	RX 31	4
621	4	2.24	3.98	RXF31	4
695	3	2.00	4.46		
813	3	1.71	5.21		
869	3	1.60	5.57		

输出转速 Output speed r/min	输出扭矩 Output torque Nm	传动比 Ratio i	使用系数 Service factor f_B	机型号 Type Type	极数 Pole p
0.37KW					
0.19	16532	7307	0.8		
0.22	14586	6447	0.84		
0.25	12597	5568	0.97		
0.29	10894	4815	1.12	R 147RF77	4
0.32	9785	4325	1.25	RF147RF77	4
0.38	8301	3669	1.47		
0.43	7303	3228	1.67		
0.49	6410	2833	1.91		
0.32	9873	4364	0.76		
0.35	8887	3928	0.85		
0.35	9091	4018	0.83		
0.40	7950	3514	0.95		
0.42	7552	3338	1.00		
0.47	6627	2929	1.13		
0.56	5620	2484	1.34	R 137RF77	4
0.62	5072	2242	1.48	RF137RF77	4
0.52	6014	2658	1.25		
0.58	5457	2412	1.38		
0.67	4690	2073	1.60		
0.76	4161	1839	1.81		
0.99	3161	1397	2.4		
1.1	2774	1226	2.7		
1.3	2466	1090	3.0		
1.5	2152	951	3.5		
0.68	4618	2041	0.88		
0.83	3785	1673	1.07		
0.91	3464	1531	1.17		
1.0	3145	1390	1.29		
1.2	2701	1194	1.50	R 107RF77	4
1.3	2360	1043	1.71	RF107RF77	4
0.71	4459	1971	0.91		
0.77	4102	1813	0.99		
0.88	3591	1587	1.13		
1.0	3143	1389	1.29		
1.1	2751	1216	1.47		
1.5	2097	927	1.93		
1.7	1837	812	2.2		
0.97	3244	1434	0.87		
1.2	2731	1207	1.03		
1.3	2453	1084	1.15		
1.0	3158	1396	0.89		
1.1	2778	1228	1.02		
1.3	2416	1068	1.17	R 97RF57	4
1.5	2120	937	1.33	RF97RF57	4
1.7	1864	824	1.51		
1.9	1667	737	1.69		
2.2	1428	631	1.98		
3.2	973	430	2.9		
3.7	857	379	3.3		
4.1	760	336	3.7		
1.7	1814	802	0.80		
1.8	1706	754	0.85		
2.1	1468	649	0.99		
1.8	1751	774	0.83		
2.0	1545	683	0.94		
2.3	1355	599	1.08	R 87RF58	4
2.6	1188	525	1.23	RF87RF58	4
3.1	1027	454	1.42		
5.2	604	267	2.4		
5.9	532	235	2.7		
2.6	1217	538	1.20		
2.9	1068	472	1.36		
3.5	905	400	1.61		
3.9	817	361	1.78		

输出转速 Output speed r/min	输出扭矩 Output torque Nm	传动比 Ratio i	使用系数 Service factor f_B	机型号 Type Type	极数 Pole p
0.37KW					
3.3	964	426	0.80		
3.8	824	364	0.94		
4.3	740	327	1.04		
4.5	701	310	1.10	R 77RF37	4
5.6	561	248	1.37	RF77RF37	4
6.3	495	219	1.56		
7.4	425	188	1.81		
8.6	367	162	2.1		
9.8	321	142	2.4		
4.8	649	287	0.87		
5.5	577	255	0.98	R 67RF37	4
6.1	518	229	1.09	RF67RF37	4
7.1	441	195	1.28		
2.5	1323	256.89	2.1		
2.7	1240	240.83	2.3	R 97	8
3.0	1112	215.94	2.5	RF97	8
3.5	958	185.97	2.9		
2.9	1132	289.60	2.5		
3.3	1004	256.89	2.8	R 97	6
3.5	941	240.83	3.0	RF97	6
3.9	844	215.94	3.3		
3.0	1115	216.54	1.31		
3.1	1059	205.71	1.38	R 87	8
3.5	936	181.77	1.6	RF87	8
3.4	963	246.54	1.51		
3.9	846	216.54	1.72		
4.1	804	205.71	1.81	R 87	6
4.7	710	181.77	2.1	RF87	6
5.5	607	155.34	2.4		
6.0	556	142.41	2.6		
4.4	750	145.67	1.03		
4.7	713	138.39	1.08	R 77	8
5.3	625	121.42	1.23	RF77	8
5.1	651	166.59	1.18		
5.8	569	145.67	1.35	R 77	6
6.1	541	138.39	1.43	RF77	6
7.1	467	195.24	1.65		
8.3	398	166.59	1.94		
9.5	348	145.67	2.2	R 77	4
10	331	138.39	2.3	RF77	4
11	290	121.42	2.7		
13	246	102.99	3.1		
15	222	92.97	3.47		
5.4	618	158.14	0.91		
6.2	538	137.67	1.05	R 67	6
6.6	504	128.97	1.12	RF67	6
7.5	445	113.94	1.27		
7.0	477	199.81	1.18		
7.6	440	184.07	1.28		
8.8	378	158.14	1.49		
10	329	137.67	1.71		
11	308	128.97	1.83	R 67	4
12	272	113.94	2.1	RF67	4
13	253	105.83	2.2		
14	229	95.91	2.5		
16	206	86.11	2.7		
19	177	74.17	3.2		
20	167	69.75	3.4		
23	146	61.26	3.9		
24	136	56.89	4.1		

输出转速 Output speed r/min	输出扭矩 Output torque Nm	传动比 Ratio i	使用系数 Service factor f_B	机型号 Type Type	极数 Pole p
0.37KW					
6.6	503	128.77	0.84		
7.0	471	120.63	0.90	R 57	6
8.0	416	106.58	1.02	RF57	6
8.6	387	98.99	1.09		
7.4	447	186.89	0.95		
8.1	411	172.17	1.03		
9.4	353	147.92	1.20		
11	308	128.77	1.37		
12	288	120.63	1.47		
13	255	106.58	1.66	R 57	4
14	237	98.99	1.79	RF57	4
15	214	89.71	1.97		
17	192	80.55	2.2		
20	165	69.23	2.6		
21	155	64.85	2.7		
24	137	57.29	3.1		
26	127	53.22	3.3		
29	115	48.23	3.7		
9.9	335	139.99	0.84		
11	291	121.87	0.97		
12	273	114.17	1.03		
14	241	100.86	1.17		
15	224	93.68	1.26		
16	203	84.90	1.39		
18	182	76.23	1.55		
20	164	68.54	1.72		
22	153	64.21	1.84		
25	136	56.73	2.1	R 47	4
26	126	52.69	2.2	RF47	4
29	114	47.75	2.5		
32	102	42.87	2.8		
38	88	36.93	3.2		
40	83	34.73	3.4		
41	81	33.79	2.8		
45	74	31.12	2.8		
52	64	26.74	4.4		
60	56	23.28	5.1		
64	52	21.81	5.4		
15	217	90.77	0.87		
16	202	84.61	0.93		
19	177	73.96	1.06		
20	166	69.33	1.13		
23	146	61.18	1.29		
25	133	55.76	1.41		
29	115	48.08	1.64		
31	107	44.81	1.76		
35	94	39.17	2.0		
38	88	36.72	2.1		
43	77	32.40	2.4		
48	69	28.73	2.7		
57	58	24.42	3.2	R 37	4
49	68	28.32	2.8	RF37	4
53	62	26.03	2.8		
62	53	22.27	3.5		
72	46	19.31	4.1		
77	43	18.05	4.4		
89	38	15.60	4.9		
105	32	13.25	5.5		
117	29	11.83	6.0		

输出转速 Output speed r/min	输出扭矩 Output torque Nm	传动比 Ratio i	使用系数 Service factor f_B	机型号 Type Type	极数 Pole p
0.37KW					
23	146	61.30	0.83		
25	134	55.87	0.92		
29	115	48.17	1.06		
31	107	44.90	1.14		
35	94	39.25	1.30		
38	88	36.79	1.39		
43	78	32.47	1.57	R 27	4
48	69	28.78	1.78	RF27	4
57	58	24.47	2.1		
49	68	28.37	1.80		
53	62	26.09	1.96		
62	53	22.32	2.3		
72	46	19.35	2.6		
77	43	18.08	2.8		
89	37	15.63	3.3		
105	32	13.28	3.9		
39	85	35.40	0.94		
42	79	33.18	1.01		
47	70	29.28	1.14		
54	62	25.96	1.29		
63	53	22.06	1.52		
60	55	23.13	1.45		
66	51	21.22	1.58		
77	43	18.06	1.85		
89	37	15.57	2.1		
96	35	14.52	2.3	R 17	4
110	30	12.69	2.6	RF17	4
117	28	11.89	2.8		
132	25	10.50	3.0		
149	22	9.31	3.3		
176	19	7.91	3.6		
184	18	7.55	2.9		
197	17	7.04	3.1		
226	15	6.15	3.5		
241	14	5.76	3.6		
273	12	5.09	3.9		
308	11	4.51	4.2		
363	9.2	3.83	4.6		
164	21	5.18	3.3	RX 61	6
188	18	4.53	4.2	RXF61	6
198	18	4.30	4.3		
225	15	3.77	5.3		
229	15	6.07	2.7		
268	13	5.18	5.5		
307	11	4.53	6.8		
323	11	4.30	7.0		
369	9.4	3.77	8.7	RX 61	4
434	8.0	3.20	12	RXF61	4
481	7.2	2.89	14		
547	6.3	2.54	18		
579	6.0	2.40	19		
681	5.1	2.04	25		
195	17.7	4.35	3.6	RX 51	6
224	15.4	3.79	4.2	RXF51	6
239	14.5	3.55	4.5		

输出转速 Output speed r/min	输出扭矩 Output torque Nm	传动比 Ratio i	使用系数 Service factor f_B	机型号 Type Type	极数 Pole p
0.37KW					
253	13.7	5.50	2.7		
274	12.6	5.07	2.7		
320	10.8	4.35	5.9		
367	9.4	3.79	6.9		
392	8.8	3.55	7.3	RX 51	4
443	7.8	3.14	7.8	RXF51	4
478	7.2	2.91	8.7		
527	6.6	2.64	9.9		
586	5.9	2.37	11		
681	5.1	2.04	13		
724	4.8	1.92	14		
842	4.1	1.65	16		
426	8.1	3.26	1.85		
456	7.6	3.05	1.97		
527	6.6	2.64	2.28	RX 31	4
621	5.6	2.24	2.69	RXF31	4
695	5.0	2.00	3.01		
813	4.3	1.71	3.52		
869	4.0	1.60	3.76		
0.55KW					
0.23	20411	6069	0.83		
0.26	18157	5399	0.93	R 167RF97	4
0.30	15837	4709	1.07	RF167RF97	4
0.33	14065	4182	1.20		
0.29	16193	4815	0.75		
0.32	14545	4325	0.84		
0.38	12339	3669	0.99		
0.43	10856	3228	1.13		
0.49	9528	2833	1.28		
0.54	8593	2555	1.42	R 147RF77	4
0.63	7436	2211	1.64	RF147RF77	4
0.71	6561	1951	1.86		
0.82	5734	1705	2.1		
0.90	5166	1536	2.4		
1.05	4470	1329	2.7		
1.19	3921	1166	3.1		
0.56	8354	2484	0.9		
0.52	8939	2658	0.84		
0.58	8112	2412	0.93		
0.67	6972	2073	1.08		
0.76	6185	1839	1.22	R 137RF77	4
0.87	5374	1598	1.40	RF137RF77	4
0.99	4698	1397	1.60		
1.1	4123	1226	1.82		
1.3	3666	1090	2.1		
1.5	3198	951	2.4		
1.7	2795	831	2.7		
1.0	4675	1390	0.86		
1.2	4016	1194	1.01		
1.3	3508	1043	1.15		
1.6	2986	888	1.35		
1.8	2647	787	1.53	R 107RF77	4
2.0	2327	692	1.74	RF107RF77	4
2.3	2035	605	1.99		
1.0	4671	1389	0.87		
1.1	4090	1216	0.99		
1.3	3683	1095	1.10		
1.5	3118	927	1.30		
1.7	2731	812	1.48		

输出转速 Output speed r/min	输出扭矩 Output torque Nm	传动比 Ratio i	使用系数 Service factor f_B	机型号 Type Type	极数 Pole p
0.55KW					
1.5	3151	937	0.89		
1.7	2771	824	1.02		
1.9	2479	737	1.14		
2.2	2122	631	1.33		
2.5	1883	560	1.50	R 97RF57	4
2.9	1628	484	1.73	RF97RF57	4
3.2	1446	430	1.95		
3.7	1275	379	2.2		
4.1	1130	336	2.5		
4.7	995	296	2.8		
5.6	837	249	3.4		
2.6	1766	525	0.83		
3.1	1527	454	0.95		
3.5	1332	396	1.09		
4.0	1180	351	1.23	R 87RF57	4
4.6	1026	305	1.42	RF87RF57	4
2.9	1587	472	0.92		
3.5	1345	400	1.08		
3.9	1214	361	1.20		
5.1	925	275	0.83		
5.9	794	236	0.97	R 77RF37	4
6.3	743	221	1.04	RF77RF37	4
7.8	599	178	1.29		
2.6	1893	256.89	1.50	R 97	8
2.8	1775	240.83	1.59	RF97	8
3.1	1591	215.94	1.77		
2.9	1682	289.60	1.68		
3.3	1492	256.89	1.90	R 97	6
3.5	1399	240.83	2.0	RF97	6
3.9	1254	215.94	2.2		
4.8	1029	289.60	2.7		
5.4	912	256.89	3.1	R 97	4
5.8	855	240.83	3.3	RF97	4
6.4	767	215.94	3.7		
3.6	1375	246.54	1.06		
4.1	1208	216.54	1.21	R 87	6
4.3	1148	205.71	1.27	RF87	6
4.9	1014	181.77	1.44		
5.7	867	155.34	1.68		
5.6	876	246.54	1.66		
6.4	769	216.54	1.89		
6.8	731	205.71	2.0		
7.6	646	181.77	2.3	R 87	4
8.9	552	155.34	2.6	RF87	4
9.8	506	142.41	2.9		
11	444	124.97	3.3		
12	421	118.43	3.5		
13	368	103.65	4.0		
8.3	592	166.59	1.30		
9.5	517	145.67	1.49		
10	492	138.39	1.57		
11	431	121.42	1.79		
13	366	102.99	2.1	R 77	4
15	330	92.97	2.3	RF77	4
17	291	81.80	2.7		
18	274	77.24	2.8		
21	234	65.77	3.3		

输出转速 Output speed r/min	输出扭矩 Output torque Nm	传动比 Ratio i	使用系数 Service factor f_B	机型号 Type Type	极数 Pole p
0.55KW					
8.8	562	158.14	1.00		
10	489	137.67	1.15		
11	458	128.97	1.23		
12	405	113.94	1.39		
13	376	105.83	1.50	R 67	4
14	341	95.91	1.66	RF67	4
16	306	86.11	1.84		
19	263	74.17	2.1		
20	248	69.75	2.3		
23	218	61.26	2.6		
24	202	56.89	2.8		
12	428	120.63	0.99		
13	379	106.58	1.12		
14	352	98.99	1.20		
15	319	89.71	1.33		
17	286	80.55	1.48		
20	246	69.23	1.72		
21	230	64.85	1.84	R 57	4
24	203	57.29	2.1	RF57	4
26	189	53.22	2.2		
29	171	48.23	2.5		
32	154	43.30	2.8		
37	132	37.30	3.2		
40	125	35.07	3.4		
53	93	26.31	4.5		
56	89	24.99	4.8		
63	78	21.93	5.4		
75	66	18.60	6.4		
15	333	93.68	0.85		
16	302	84.90	0.94		
18	271	76.23	1.04		
20	243	68.54	1.16		
22	228	64.21	1.24		
25	202	56.73	1.40		
26	187	52.69	1.51	R 47	4
29	170	47.75	1.66	RF47	4
32	152	42.87	1.85		
38	131	36.93	2.1		
40	123	34.73	2.3		
47	106	29.88	2.7		
52	95	26.74	3.0		
60	83	23.28	3.4		
64	77	21.81	3.6		
23	217	61.18	0.87		
25	198	55.76	0.95		
29	171	48.08	1.10		
31	159	44.81	1.18		
35	139	39.17	1.35		
38	130	36.72	1.44		
43	115	32.40	1.63	R 37	4
48	102	28.73	1.84	RF37	4
57	87	24.42	2.2		
62	79	22.27	2.4		
72	69	19.31	2.7		
77	64	18.05	2.9		
89	55	15.60	3.4		
105	47	13.25	4.0		
117	42	11.83	4.5		

输出转速 Output speed r/min	输出扭矩 Output torque Nm	传动比 Ratio i	使用系数 Service factor f_B	机型号 Type Type	极数 Pole p
0.55KW					
35	139	39.25	0.88		
38	131	36.79	0.94		
43	115	32.47	1.06		
48	102	28.78	1.20		
57	87	24.47	1.41		
62	79	22.32	1.54		
72	69	19.35	1.78		
77	64	18.08	1.90		
89	56	15.63	2.2		
105	47	13.28	2.6	R 27	4
117	42	11.86	2.9	RF27	4
137	36	10.13	3.2		
148	33	9.41	3.4		
170	29	8.16	3.8		
182	27	7.63	3.9		
211	23	6.59	4.3		
248	20	5.60	4.7		
278	18	5.00	5.0		
326	15	4.27	5.4		
348	14	4.00	5.6		
412	12	3.37	6.2		
77	64	18.06	1.25		
89	55	15.57	1.44		
96	52	14.52	1.55		
110	45	12.69	1.77		
117	42	11.89	1.89		
132	37	10.50	2.0		
149	33	9.31	2.2	R 17	4
176	28	7.91	2.6	RF17	4
161	31	8.63	2.2		
184	27	7.55	2.0		
197	25	7.04	2.1		
226	22	6.15	2.3		
241	20	5.76	2.4		
273	18	5.09	2.7		
308	16	4.51	2.8		
363	14	3.83	3.1		
171	30	5.18	2.3		
195	26	4.53	2.9	RX 61	6
206	25	4.30	3.0	RXF61	6
235	22	3.77	3.7		
268	19	5.18	3.7		
307	17	4.53	4.6		
323	16	4.30	4.7		
369	14	3.77	5.9		
434	12	3.20	7.9	RX 61	4
481	11	2.89	9.3	RXF61	4
547	9.4	2.54	12		
579	8.9	2.40	13		
681	7.6	2.04	17		
747	6.9	1.86	17		
863	6.0	1.61	18		
203	25	4.35	2.5		
234	22	3.79	2.9		
249	21	3.55	3.1	RX 51	6
282	18	3.14	3.3	RXF51	6
304	17	2.91	3.7		

输出转速 Output speed r/min	输出扭矩 Output torque Nm	传动比 Ratio i	使用系数 Service factor f_B	机型号 Type Type	极数 Pole p
0.55KW					
320	16	4.35	4.0		
367	14	3.79	4.6		
392	13	3.55	4.9		
443	12	3.14	5.3		
478	11	2.91	5.8	RX 51	4
527	10	2.64	6.6	RXF51	4
586	8.8	2.37	7.4		
681	7.6	2.04	8.6		
724	7.1	1.92	9.1		
842	6.1	1.65	11		
939	5.5	1.48	12		
1069	4.8	1.30	12		
426	12	3.26	1.24		
456	11	3.05	1.33		
527	10	2.64	1.53	RX 31	4
621	8.3	2.24	1.81	RXF31	4
695	7.4	2.00	2.03		
813	6.3	1.71	2.37		
869	5.9	1.60	2.53		
0.75KW					
0.30	21596	4709	0.8		
0.33	19179	4182	0.88		
0.52	12185	2657	1.39	R 167RF97	4
0.60	10699	2333	1.58	RF167RF97	4
0.67	9562	2085	1.77		
0.95	6677	1456	2.5		
0.43	14804	3228	0.83		
0.49	12992	2833	0.94		
0.54	11717	2555	1.04		
0.63	10140	2211	1.21	R 147RF77	4
0.71	8947	1951	1.37	RF147RF77	4
0.82	7819	1705	1.56		
0.90	7044	1536	1.73		
1.0	6095	1329	2.0		
1.2	5347	1166	2.3		
0.7	8544	1863	0.88		
0.9	7273	1586	1.03		
1.0	6237	1360	1.21		
1.1	5632	1228	1.34		
0.67	9507	2073	0.79	R 137RF77	4
0.76	8434	1839	0.89	RF137RF77	4
0.87	7287	1589	1.03		
0.99	6407	1397	1.17		
1.1	5623	1226	1.34		
1.3	4999	1090	1.50		
1.5	4361	951	1.72		
1.7	3811	831	1.97		
1.9	3348	730	2.2		
1.3	4783	1043	0.85		
1.6	4072	888	0.99		
1.8	3609	787	1.12		
1.3	5022	1095	0.80	R 107RF77	4
1.5	4251	927	0.95	RF107RF77	4
1.7	3724	812	1.09		
3.9	1637	357	2.5		
4.4	1435	313	2.8		
2.2	2894	631	0.97		
2.5	2568	560	1.10		
2.9	2220	484	1.27	R 97RF57	4
3.2	1972	430	1.43	RF97RF57	4
3.7	1738	379	1.62		
4.1	1541	336	1.83		
4.7	1357	296	2.1		
5.6	1142	249	2.5		

输出转速 Output speed r/min	输出扭矩 Output torque Nm	传动比 Ratio i	使用系数 Service factor f_B	机型号 Type Type	极数 Pole p
0.75KW					
3.5	1816	396	0.80		
4.0	1610	351	0.91		
4.6	1399	305	1.04	R 87RF57	4
5.2	1224	267	1.19	RF87RF57	4
5.9	1078	235	1.35		
3.9	1656	361	1.70		
4.6	1376	300	2.0		
5.4	1174	256	2.4		
2.8	2445	245.50	1.65	R 107	8
3.0	2259	226.11	1.81	RF107	8
3.4	1995	200.87	2.0		
3.1	2138	215.94	1.32	R 97	8
3.7	1841	185.97	1.53	RF97	8
4.0	1674	169.06	1.68		
3.6	1901	256.89	1.49	R 97	6
3.8	1782	240.83	1.58	RF97	6
4.2	1598	215.94	1.76		
4.8	1403	289.60	2.0		
5.4	1244	256.89	2.3		
5.8	1167	240.83	2.4	R 97	4
6.4	1046	215.94	2.7	RF97	4
7.5	901	185.97	3.1		
8.2	819	169.06	3.4		
4.2	1602	216.54	0.91		
4.4	1522	205.71	0.96	R 87	6
5.0	1345	181.77	1.08	RF87	6
5.9	1149	155.34	1.27		
6.4	1054	142.41	1.38		
5.6	1194	246.54	1.22		
6.4	1049	216.54	1.39		
6.8	996	205.71	1.46		
7.6	880	181.77	1.65		
8.9	752	155.34	1.94		
9.8	690	142.41	2.1	R 87	4
11	605	124.97	2.4	RF87	4
12	574	118.43	2.5		
13	502	103.65	2.9		
15	452	93.38	3.2		
8.3	807	166.59	0.96		
9.5	706	145.67	1.09		
10	670	138.39	1.15		
11	588	121.42	1.31		
13	499	102.99	1.55		
15	450	92.97	1.71	R 77	4
17	396	81.80	1.95	RF77	4
18	375	77.24	2.1		
21	319	65.77	2.4		
25	273	56.38	2.8		
27	247	50.90	3.1		
31	217	44.78	3.6		
33	205	42.29	3.8		
11	625	128.97	0.90		
12	552	113.94	1.02		
13	513	105.83	1.10		
14	465	95.91	1.21		
16	417	86.11	1.35	R 67	4
19	359	74.17	1.57	RF67	4
20	338	69.75	1.67		
23	297	61.26	1.90		
24	276	56.89	2.0		
27	250	51.56	2.3		
30	224	46.29	2.5		

输出转速 Output speed r/min	输出扭矩 Output torque Nm	传动比 Ratio i	使用系数 Service factor f_B	机型号 Type Type	极数 Pole p
0.75KW					
13	516	106.58	0.82		
14	479	98.99	0.88		
15	435	89.71	0.97		
17	390	80.55	1.08		
20	335	69.23	1.26		
21	314	64.85	1.35		
24	277	57.29	1.52	R 57	4
26	258	53.22	1.64	RF57	4
29	234	48.23	1.81		
32	210	43.30	2.0		
37	181	37.30	2.3		
40	170	35.07	2.5		
46	146	30.18	2.9		
52	131	26.97	3.2		
53	130	26.31	3.3		
56	124	24.99	3.4		
63	108	21.93	3.9		
75	92	18.60	4.6		
20	332	68.54	0.85		
22	311	64.21	0.91		
25	275	56.73	1.03		
26	255	52.69	1.10		
29	231	47.75	1.22		
32	208	42.87	1.36		
38	179	36.93	1.58	R 47	4
40	168	34.73	1.68	RF47	4
47	145	29.88	1.95		
52	129	26.70	2.2		
59	114	23.59	2.5		
52	130	26.74	2.2		
60	113	23.28	2.5		
64	106	21.81	2.7		
72	93	19.27	3.0		
78	87	17.89	3.1		
86	79	16.22	3.3		
29	233	48.08	0.81		
31	217	44.81	0.87		
35	190	39.17	0.99		
38	178	36.72	1.06		
43	157	32.40	1.20		
48	139	28.73	1.35		
57	118	24.42	1.59	R 37	4
62	110	22.27	1.71	RF37	4
72	96	19.31	1.97		
77	89	18.05	2.1		
89	77	15.60	2.4		
105	66	13.25	2.7		
117	59	11.83	2.9		
137	50	10.11	3.2		
147	47	9.47	3.4		
48	139	28.78	0.88		
57	119	24.47	1.03		
62	110	22.32	1.11		
72	96	19.35	1.28		
77	89	18.08	1.37		
89	77	15.63	1.58		
105	66	13.28	1.86		
117	59	11.86	2.1	R 27	4
137	50	10.13	2.3	RF27	4
148	47	9.41	2.5		
170	40	8.16	2.7		
182	38	7.63	2.8		
211	33	6.59	3.1		
248	28	5.60	3.4		
278	25	5.00	3.6		

输出转速 Output speed r/min	输出扭矩 Output torque Nm	传动比 Ratio i	使用系数 Service factor f_B	机型号 Type Type	极数 Pole p
0.75KW					
77	89	18.06	0.89		
89	77	15.57	1.04		
96	72	14.52	1.11		
110	63	12.69	1.27		
117	59	11.89	1.36		
132	52	10.50	1.47		
149	46	9.31	1.57	R 17	4
176	39	7.91	1.73	RF17	4
184	37	7.55	1.41		
197	35	7.04	1.48		
226	30	6.15	1.67		
241	28	5.76	1.75		
273	25	5.09	1.90		
308	22	4.51	2.0		
363	19	3.83	2.2		
201	35	4.53	2.2		
212	33	4.30	2.3	RX 61	6
241	29	3.77	2.8	RXF61	6
284	25	3.20	3.8		
268	26	5.18	2.7		
307	23	4.53	3.4		
323	22	4.30	3.5		
369	19	3.77	4.3	RX 68	4
434	16	3.20	5.8	RXF68	4
481	15	2.89	6.8		
547	13	2.54	8.6		
579	12	2.40	9.5		
681	10	2.04	12		
747	9	1.86	13		
863	8	1.61	13		
240	29	3.79	2.2		
256	27	3.55	2.4		
290	24	3.14	2.5	RX 51	6
313	22	2.91	2.8	RXF51	6
345	20	2.64	3.2		
320	22	4.35	2.9		
367	19	3.79	3.4		
392	18	3.55	3.6		
443	16	3.14	3.9		
478	15	2.91	4.3	RX 51	4
527	13	2.64	4.9	RXF51	4
586	12	2.37	5.4		
681	10	2.04	6.3		
724	10	1.92	6.7		
842	8	1.65	7.8		
939	7	1.48	8.6		
1069	7	1.30	9.0		
456	15	3.05	0.97		
527	13	2.64	1.13		
621	11	2.24	1.33	RX 31	4
695	10	2.00	1.49	RXF31	4
813	9	1.71	1.74		
869	8	1.60	1.86		

输出转速 Output speed r/min	输出扭矩 Output torque Nm	传动比 Ratio i	使用系数 Service factor f_B	机型号 Type Type	极数 Pole p
1.1KW					
0.53	17744	2657	0.95		
0.60	15580	2333	1.09		
0.67	13924	2085	1.22		
0.75	12535	1877	1.35	R 167RF97	4
0.84	11153	1670	1.52	RF167RF97	4
0.96	9723	1456	1.74		
1.1	8655	1296	2.0		
1.2	7593	1137	2.2		
0.63	14765	2211	0.83		
0.72	13029	1951	0.94		
0.82	11386	1705	1.07		
0.91	10258	1536	1.19		
1.1	8875	1329	1.38	R 147RF77	4
1.2	7787	1166	1.57	RF147RF77	4
1.4	6872	1029	1.78		
1.6	5937	889	2.1		
1.8	5236	784	2.3		
2.0	4641	695	2.6		
1.0	9082	1360	0.83		
1.1	8201	1228	0.92		
1.3	7212	1080	1.04		
1.4	6812	1020	1.10		
1.6	5803	869	1.30		
1.0	9329	1397	0.81	R 137RF77	4
1.1	8187	1226	0.92	RF137RF77	4
1.3	7279	1090	1.03		
1.5	6351	951	1.18		
1.7	5550	831	1.36		
1.9	4875	730	1.54		
2.2	4201	629	1.79		
2.6	3666	549	2.1		
2.9	3272	490	2.3		
2	4621	692	0.87		
2.3	3994	598	1.01		
2.6	3539	530	1.14		
2.9	3199	479	1.26	R 107RF77	4
3.4	2711	406	1.49	RF107RF77	4
3.9	2384	357	1.70		
4.5	2090	313	1.93		
5.1	1850	277	2.2		
5.7	1636	245	2.5		
3.3	2872	430	0.98		
3.7	2531	379	1.11		
4.2	2244	336	1.26	R 97RF57	4
4.7	1977	296	1.43	RF97RF57	4
5.6	1663	249	1.70		
6.0	1563	234	1.80		
6.7	1396	209	2.0		
5.2	1783	267	0.82		
6.0	1569	235	0.93		
6.7	1389	208	1.05	R 87RF57	4
5.5	1710	256	0.85	RF87RF57	4
6.1	1543	231	0.94		
7.2	1302	195	1.12		
2.8	3586	245.50	1.13		
3.0	3283	226.11	1.23	R 107	8
3.4	2901	200.87	1.39	RF107	8
4.0	2461	167.29	1.64		

输出转速 Output speed r/min	输出扭矩 Output torque Nm	传动比 Ratio i	使用系数 Service factor f_B	机型号 Type Type	极数 Pole p
1.1KW					
3.5	2788	256.89	1.02		
3.8	2613	240.83	1.08	R 97	6
4.2	2343	215.94	1.20	RF97	6
4.9	2018	185.97	1.39		
5.4	1812	256.89	1.56		
5.8	1699	240.83	1.66		
6.5	1523	215.94	1.85		
7.5	1312	185.97	2.1	R 97	4
8.3	1192	169.06	2.4	RF97	4
9.3	1064	150.78	2.7		
11	894	126.75	3.2		
12	822	116.48	3.4		
6.5	1527	216.54	0.95		
6.8	1451	205.71	1.00		
7.7	1282	181.77	1.14		
9.0	1096	155.34	1.33		
9.8	1004	142.41	1.45		
11	881	124.97	1.65		
12	835	118.43	1.74	R 87	4
14	731	103.65	1.99	RF87	4
15	659	93.38	2.2		
17	578	81.92	2.5		
19	510	72.37	2.9		
22	448	63.50	3.3		
23	424	60.18	3.4		
27	372	52.67	3.9		
12	856	121.42	0.90		
14	726	102.99	1.06		
15	656	92.97	1.18		
17	577	81.80	1.34		
18	545	77.24	1.41		
21	464	65.77	1.66	R 77	4
25	398	56.38	1.94	RF77	4
28	359	50.90	2.1		
31	316	44.78	2.4		
33	298	42.29	2.6		
39	254	36.01	3.0		
43	231	32.72	3.3		
16	607	86.11	0.93		
19	523	74.17	1.08		
20	492	69.75	1.15		
23	432	61.26	1.31		
25	401	56.89	1.41		
27	364	51.56	1.55		
30	326	46.29	1.73	R 67	4
35	281	39.88	1.9	RF67	4
37	265	37.50	2.0		
43	228	32.27	2.2		
49	203	28.83	2.4		
50	203	28.13	2.5		
52	192	26.72	2.6		
60	169	23.44	3.1		
70	143	19.89	3.9		

输出转速 Output speed r/min	输出扭矩 Output torque Nm	传动比 Ratio i	使用系数 Service factor f_B	机型号 Type Type	极数 Pole p
1.1KW					
20	488	69.23	0.87		
22	457	64.85	0.92		
24	404	57.29	1.05		
26	375	53.22	1.13		
29	340	48.23	1.24		
32	305	43.30	1.39		
38	263	37.30	1.61	R 57	4
40	247	35.07	1.71	RF57	4
46	213	30.18	1.99		
52	190	26.97	2.2		
53	186	26.31	2.3		
56	176	24.99	2.4		
64	155	21.93	2.7		
75	131	18.60	3.2		
83	118	16.79	3.6		
29	337	47.75	0.84		
33	302	42.87	0.93		
38	260	36.93	1.08		
40	245	34.73	1.15		
47	211	29.88	1.34		
52	188	26.70	1.50		
59	166	23.59	1.69		
60	164	23.28	1.72		
64	154	21.81	1.83	R 47	4
73	136	19.27	2.0	RF47	4
78	126	17.89	2.2		
86	114	16.22	2.3		
96	103	14.56	2.4		
112	88	12.54	2.7		
119	83	11.79	2.8		
138	72	10.15	3.0		
154	64	9.07	3.2		
43	229	32.40	0.82		
49	203	28.73	0.93		
57	172	24.42	1.09		
73	139	19.31	1.35		
78	130	18.05	1.45		
90	112	15.60	1.67		
106	95	13.25	1.87		
118	85	11.83	2.0	R 37	4
138	73	10.11	2.2	RF37	4
148	68	9.47	2.3		
176	57	7.97	2.6		
210	48	6.67	2.8		
247	41	5.67	3.3		
277	36	5.06	3.5		
72	139	19.35	0.88		
77	130	18.08	0.94		
90	113	15.63	1.09		
105	96	13.28	1.28		
118	85	11.86	1.42		
138	73	10.13	1.57		
172	59	8.16	1.86	R 27	4
183	55	7.63	1.92	RF27	4
212	47	6.59	2.1		
250	40	5.60	2.3		
280	36	5.00	2.5		
328	31	4.27	2.7		
350	29	4.00	2.8		
415	24	3.37	3.1		

输出转速 Output speed r/min	输出扭矩 Output torque Nm	传动比 Ratio i	使用系数 Service factor f_B	机型号 Type Type	极数 Pole p
1.1KW					
249	41	5.63	2.5	RX 71	4
262	39	5.35	2.5	RXF71	4
296	35	4.73	3.3		
201	51	4.53	1.50	RX 61	6
212	49	4.30	1.55	RXF61	6
241	43	3.77	1.92		
309	33	4.53	2.3		
326	32	4.30	2.4		
371	28	3.77	2.9		
438	24	3.20	4.0		
484	21	2.89	4.7	RX 61	4
551	19	2.54	5.9	RXF61	4
583	18	2.40	6.6		
686	15	2.04	8.4		
753	14	1.86	8.7		
870	12	1.61	9.1		
1000	10	1.40	9.5		
240	43	3.79	1.5		
256	40	3.55	1.6		
290	36	3.14	1.7	RX 51	6
313	33	2.91	1.9	RXF51	6
345	30	2.64	2.2		
369	28	3.79	2.3		
394	26	3.55	2.5		
446	23	3.14	2.6		
481	21	2.91	2.9		
530	19	2.64	3.3	RX 51	4
591	17	2.37	3.7	RXF51	4
686	15	2.04	4.3		
729	14	1.92	4.6		
848	12	1.65	5.3		
946	11	1.48	5.9		
1077	10	1.30	6.2		
700	15	2.00	1.02	RX 31	4
819	13	1.71	1.19	RXF31	4
875	12	1.60	1.27		
1.5KW					
0.60	21246	2333	0.80		
0.67	18987	2085	0.89		
0.75	17093	1877	0.99		
0.84	15208	1670	1.11	R 167RF97	4
0.96	13259	1456	1.28	RF167RF97	4
1.1	11802	1296	1.43		
1.2	10354	1137	1.63		
1.4	9216	1012	1.84		
3.2	3934	432	3.1	R 147RF87	4
3.8	3388	373	3.6	RF147RF87	4
0.82	15527	1705	0.8		
0.91	13988	1536	0.87		
1.1	12103	1329	1.01		
1.2	10618	1166	1.15		
1.4	9371	1029	1.30	R 147RF77	4
1.6	8096	889	1.51	RF147RF77	4
1.8	7140	784	1.71		
2.0	6329	695	1.93		
2.3	5528	607	2.2		
2.6	4981	547	2.5		

输出转速 Output speed r/min	输出扭矩 Output torque Nm	传动比 Ratio i	使用系数 Service factor f_B	机型号 Type Type	极数 Pole p
1.5KW					
1.4	9393	1020	0.80		
1.6	8003	869	0.94		
2.0	6299	684	1.19		
2.4	5479	595	1.37		
1.3	10038	1090	0.75		
1.5	8758	951	0.86		
1.7	7653	831	0.98	R 137RF77	4
1.9	6723	730	1.12	RF137RF77	4
2.2	5792	629	1.30		
2.6	5056	549	1.49		
2.9	4512	490	1.67		
3.3	3941	428	1.91		
3.7	3444	374	2.2		
4.4	2919	317	2.6		
2.7	4644	510	0.87		
2.6	4827	530	0.84		
2.9	4362	479	0.93		
3.4	3697	406	1.09	R 107RF77	4
3.9	3251	357	1.24	RF107RF77	4
4.5	2850	313	1.42		
3.0	4216	463	0.96		
4.2	3060	336	0.92		
4.7	2696	296	1.05		
5.6	2268	249	1.24	R 97RF57	4
6.0	2131	234	1.32	RF97RF57	4
6.7	1903	209	1.48		
3.1	4413	226.11	0.92		
3.5	3920	200.87	1.03	R 107	8
4.1	3265	167.29	1.24	RF107	8
4.4	3045	156.04	1.32		
3.7	3593	245.50	1.12		
4.1	3309	226.11	1.22		
4.6	2940	200.87	1.37	R 107	6
5.5	2449	167.29	1.65	RF107	6
5.8	2304	156.04	1.77		
6.6	2041	139.47	1.98		
5.4	2417	256.89	1.14		
5.8	2316	240.83	1.22		
6.5	2077	215.94	1.36		
7.5	1789	185.97	1.58		
8.3	1626	169.06	1.73	R 97	4
9.3	1450	150.78	1.94	RF97	4
11	1219	126.75	2.3		
12	1120	116.48	2.5		
14	995	103.44	2.8		
15	889	92.48	3.2		
7.7	1748	181.77	0.83		
9.0	1494	155.34	0.98		
9.8	1370	142.41	1.06		
11	1202	124.97	1.21		
12	1139	118.43	1.28		
14	997	103.65	1.46		
15	898	93.38	1.62	R 87	4
17	788	81.92	1.85	RF87	4
19	696	72.37	2.1		
22	611	63.50	2.4		
23	579	60.18	2.5		
27	507	52.67	2.9		
30	456	47.45	3.2		
34	400	41.63	3.6		
38	353	36.73	4.1		

输出转速 Output speed r/min	输出扭矩 Output torque Nm	传动比 Ratio i	使用系数 Service factor f_B	机型号 Type Type	极数 Pole p
1.5KW					
15	894	92.97	0.86		
17	787	81.80	0.98		
18	743	77.24	1.04		
21	633	65.77	1.22		
25	542	56.38	1.42		
28	490	50.90	1.57		
31	431	44.78	1.79	R 77	4
33	407	42.29	1.90	RF77	4
39	346	36.01	2.2		
43	315	32.72	2.4		
49	273	28.35	2.8		
57	237	24.67	3.1		
60	225	23.37	3.4		
65	206	21.43	3.7		
74	181	18.80	4.1		
23	589	61.26	0.96		
25	547	56.89	1.03		
27	496	51.56	1.14		
30	445	46.29	1.27		
35	384	39.88	1.47		
37	361	37.50	1.56	R 67	4
43	310	32.27	1.82	RF67	4
49	277	28.83	2.0		
50	276	28.13	2.0		
52	262	26.72	2.1		
60	230	23.44	2.4		
70	195	19.89	2.9		
78	176	17.95	3.2		
26	523	53.22	0.8		
29	474	48.23	0.9		
32	425	43.30	1.0		
38	366	37.30	1.15		
40	344	35.07	1.23		
46	296	30.18	1.43		
52	265	26.97	1.60	R 57	4
53	258	26.31	1.64	RF57	4
56	245	24.99	1.72		
64	215	21.93	1.96		
75	183	18.60	2.3		
83	165	16.79	2.6		
95	145	14.77	2.8		
100	137	13.95	2.9		
118	117	11.88	3.3		
38	355	36.93	0.8		
40	334	34.73	0.84		
47	287	29.88	0.98		
52	257	26.70	1.1		
59	227	23.59	1.2		
60	224	23.28	1.26		
64	210	21.81	1.34		
73	185	19.27	1.50		
78	172	17.89	1.58		
86	156	16.22	1.66		
96	140	14.56	1.8		
112	121	12.54	1.9	R 47	4
119	113	11.79	2.0	RF47	4
138	98	10.15	2.2		
154	87	9.07	2.4		
175	77	8.01	2.5		
180	75	7.76	2.1		
201	67	6.96	2.2		
233	58	6.00	2.5		
248	54	5.64	2.7		
289	47	4.85	3.0		
323	42	4.34	3.3		
366	37	3.83	3.7		

输出转速 Output speed r/min	输出扭矩 Output torque Nm	传动比 Ratio i	使用系数 Service factor f_B	机型号 Type Type	极数 Pole p
1.5KW					
73	186	19.31	1.01		
78	174	18.05	1.08		
90	150	15.60	1.25		
106	127	13.25	1.40		
118	114	11.83	1.51		
138	97	10.11	1.64		
148	91	9.47	1.72	R 37	4
176	77	7.97	1.91	RF37	4
210	64	6.67	2.1		
247	55	5.67	2.4		
277	49	5.06	2.6		
324	42	4.32	2.9		
346	39	4.05	2.9		
411	33	3.41	3.2		
90	150	15.63	0.81		
105	128	13.28	0.96		
118	114	11.86	1.06		
138	97	10.13	1.18		
172	78	8.16	1.39		
183	73	7.63	1.43	R 27	4
212	63	6.59	1.57	RF27	4
250	54	5.60	1.73		
280	48	5.00	1.86		
328	41	4.27	1.99		
350	38	4.00	2.1		
415	32	3.37	2.3		
249	54	5.63	1.91		
262	51	5.35	1.88		
296	45	4.73	2.5		
347	39	4.04	3.5	RX 71	4
378	36	3.70	4.0	RXF71	4
431	31	3.25	5.5		
455	30	3.08	6.1		
519	26	2.70	7.8		
576	23	2.43	8.6		
309	44	4.53	1.77		
326	41	4.30	1.82		
371	36	3.77	2.3		
438	31	3.20	3.1		
484	28	2.89	3.6	RX 61	4
551	24	2.54	4.5	RXF61	4
583	23	2.40	5.0		
686	20	2.04	6.4		
753	18	1.86	6.6		
870	15	1.61	6.9		
1000	13	1.40	7.3		
369	36	3.79	1.78		
394	34	3.55	1.90		
446	30	3.14	2.0		
481	28	2.91	2.3		
530	25	2.64	2.6	RX 51	4
591	23	2.37	2.8	RXF51	4
686	20	2.04	3.3		
729	18	1.92	3.5		
848	16	1.65	4.1		
946	14	1.48	4.5		
1077	13	1.30	4.7		

输出转速 Output speed r/min	输出扭矩 Output torque Nm	传动比 Ratio i	使用系数 Service factor f_B	机型号 Type Type	极数 Pole p
2.2KW					
0.85	21991	1670	0.8	R 167RF97 RF167RF97	4 4
0.98	19173	1456	0.88		
1.1	17066	1296	1.0		
1.2	14972	1137	1.1		
1.4	13326	1012	1.27		
1.6	11483	872	1.47		
1.8	10140	770	1.67		
2.1	8744	664	1.9		
2.6	7111	540	1.72	R 147RF87 RF147RF87	4 4
3.1	6084	462	2.0		
3.3	5689	432	2.1		
3.8	4912	373	2.5		
4.3	4346	330	2.8		
1.2	15354	1166	0.80	R 147RF77 RF147RF77	4 4
1.4	13550	1029	0.90		
1.6	11707	889	1.04		
1.8	10324	784	1.18		
2.0	9152	695	1.34		
2.3	7993	607	1.53		
2.6	7203	547	1.70		
3.0	6321	480	1.93		
2.1	9108	684	0.83	R 137RF77 RF137RF77	4 4
2.4	7923	595	0.95		
1.9	9721	730	0.77		
2.3	8376	629	0.90		
2.6	7311	549	1.03		
2.9	6525	490	1.15		
3.3	5699	428	1.32		
3.8	4980	374	1.51		
4.5	4221	317	1.78		
5.0	3808	286	1.97		
5.6	3377	250	2.2		
6.4	2958	219	2.5		
3.9	4822	357	0.84	R 107RF77 RF107RF77	4 4
4.5	4228	313	0.96		
5.1	3741	277	1.08		
5.5	3458	256	1.17		
6.7	2809	208	1.44		
4.4	4336	321	0.93		
6.0	3125	234	0.90	R 97RF57 RF97RF57	4 4
6.7	2791	209	1.01		
3.2	6212	223.34	1.21	R 137 RF137	8 8
3.8	5234	188.16	1.43		
4.1	4851	174.4	1.55		
4.5	4348	156.31	1.73		
5.0	3925	141.12	1.92		
5.5	3565	128.18	2.1		
6.2	3163	113.72	2.4		
6.9	2871	103.2	2.6		
4.7	4220	200.87	0.96	R 107 RF107	6 6
5.6	3515	167.29	1.15		
6.0	3278	156.04	1.23		
6.7	2930	139.47	1.38		

输出转速 Output speed r/min	输出扭矩 Output torque Nm	传动比 Ratio i	使用系数 Service factor f_B	机型号 Type Type	极数 Pole p
2.2KW					
5.8	3414	245.50	1.18	R 107 RF107	4 4
6.3	3145	226.11	1.29		
7.1	2744	200.87	1.45		
8.5	2327	167.29	1.74		
9.1	2170	156.04	1.86		
10	1940	139.47	2.1		
11	1746	125.55	2.3		
12	1581	113.70	2.6		
14	1402	100.82	2.9		
16	1286	91.16	3.2		
6.6	3003	215.94	0.94	R 97 RF97	4 4
7.6	2586	185.97	1.09		
8.4	2351	169.06	1.20		
9.4	2097	150.78	1.34		
11	1763	126.75	1.60		
12	1620	116.48	1.74		
14	1439	103.44	1.96		
15	1286	92.48	2.2		
17	1156	83.15	2.4		
20	1004	72.17	2.8		
22	906	65.12	3.1		
24	832	59.84	3.4		
27	739	53.14	3.8		
30	661	47.51	4.3		
11	1738	124.97	0.84	R 87 RF87	4 4
12	1647	118.43	0.88		
14	1442	103.65	1.01		
15	1299	93.38	1.12		
17	1139	81.92	1.28		
20	1007	72.37	1.45		
22	883	63.50	1.65		
24	837	60.18	1.74		
27	733	52.67	1.99		
30	660	47.45	2.2		
34	579	41.63	2.5		
39	511	36.73	2.9		
44	453	32.57	3.2		
41	478	34.34	3.0		
45	434	31.22	3.4		
51	387	27.81	3.8		
61	325	23.40	4.5		
66	299	21.51	4.7		
22	915	65.77	0.8	R 77 RF77	4 4
25	784	56.38	1.0		
28	708	50.90	1.1		
32	623	44.78	1.2		
34	588	42.29	1.31		
39	501	36.01	1.54		
43	455	32.72	1.69		
50	394	28.35	1.95		
58	343	24.67	2.1		
61	325	23.37	2.4		
66	298	21.43	2.6		
76	261	18.80	2.8		
80	248	17.82	3.0		
91	217	15.60	3.2		
101	195	14.05	3.5		

输出转速 Output speed r/min	输出扭矩 Output torque Nm	传动比 Ratio i	使用系数 Service factor f_B	机型号 Type Type	极数 Pole p
2.2KW					
36	555	39.88	0.98	R 67 RF67	4 4
38	522	37.50	1.03		
44	449	32.27	1.13		
49	401	28.83	1.22		
61	326	23.44	1.61		
71	277	19.89	2.0		
79	250	17.95	2.2		
90	220	15.79	2.4		
95	207	14.91	2.5		
112	177	12.70	2.8		
123	160	11.54	2.9		
142	139	10.00	3.2		
163	121	8.70	3.4		
182	108	7.79	3.3		
38	519	37.30	0.82	R 57 RF57	4 4
40	488	35.07	0.87		
47	420	30.18	1.01		
53	375	26.97	1.13		
65	305	21.93	1.39		
76	259	18.60	1.64		
85	234	16.79	1.81		
96	205	14.77	1.99		
102	194	13.95	2.1		
120	165	11.88	2.3		
132	150	10.79	2.4		
152	130	9.35	2.7		
157	126	9.06	2.8		
178	111	7.97	3.0		
74	268	19.27	1.03	R 47 RF47	4 4
88	226	16.22	1.15		
98	203	14.56	1.23		
113	174	12.54	1.35		
120	164	11.79	1.40		
140	141	10.15	1.53		
157	126	9.07	1.64		
177	111	8.01	1.73		
183	108	7.76	1.42		
204	97	6.96	1.54		
237	83	6.00	1.76		
252	78	5.64	1.86		
293	67	4.85	2.1		
327	60	4.34	2.3		
371	53	3.83	2.5		
91	217	15.60	0.87	R 37 RF37	4 4
107	184	13.25	0.97		
120	165	11.83	1.05		
140	141	10.11	1.14		
150	132	9.47	1.19		
178	111	7.97	1.32		
213	93	6.67	1.46		
250	79	5.67	1.69		
281	70	5.06	1.80		
329	60	4.32	2.0		
351	56	4.05	2.0		
416	47	3.41	2.2		
140	141	10.13	0.81	R 27 RF27	4 4
215	92	6.59	1.09		
254	78	5.60	1.19		
284	70	5.00	1.28		
333	59	4.27	1.38		
355	56	4.00	1.44		
421	47	3.37	1.58		

输出转速 Output speed r/min	输出扭矩 Output torque Nm	传动比 Ratio i	使用系数 Service factor f_B	机型号 Type Type	极数 Pole p
2.2KW					
300	69	4.73	1.69	RX 71 RXF71	4 4
351	59	4.04	2.3		
384	54	3.70	2.7		
437	47	3.25	3.6		
461	45	3.08	4.1		
526	39	2.70	5.2		
584	35	2.43	5.7		
667	31	2.13	6.1		
755	27	1.88	6.4		
850	24	1.67	6.7		
1000	21	1.42	7.1		
377	55	3.77	1.50	RX 61 RXF61	4 4
444	46	3.20	2.0		
491	42	2.89	2.4		
559	37	2.54	3.0		
592	35	2.40	3.3		
696	30	2.04	4.3		
763	27	1.86	4.4		
882	23	1.61	4.6		
1014	20	1.40	4.8		
452	46	3.14	1.34	RX 51 RXF51	4 4
538	38	2.64	1.69		
599	34	2.37	1.89		
696	30	2.04	2.2		
740	28	1.92	2.3		
861	24	1.65	2.7		
959	21	1.48	3.0		
1092	19	1.30	3.1		
3.0KW					
1.2	20417	1137	0.83	R 167RF97 RF167RF97	4 4
1.4	18172	1012	0.93		
1.6	15658	872	1.08		
1.8	13827	770	1.22		
2.1	11923	664	1.42		
2.8	9158	510	1.85		
2.6	9697	540	1.26	R 147RF87 RF147RF87	4 4
3.1	8296	462	1.47		
3.3	7757	432	1.58		
3.8	6698	373	1.82		
4.3	5926	330	2.1		
5.0	5082	283	2.4		
1.6	15963	889	0.8	R 147RF77 RF147RF77	4 4
1.8	14078	784	0.87		
2.0	12480	695	0.98		
2.3	10900	607	1.12		
2.6	9822	547	1.24		
2.9	8898	490	0.85	R 137RF77 RF137RF77	4 4
3.3	7772	428	0.97		
3.8	6791	374	1.11		
4.5	5756	317	1.31		
5.0	5193	286	1.45		
5.7	4540	250	1.66		
6.5	3977	219	1.89		
2.7	9388	517	0.80		
3.1	8226	453	0.91		
5.8	4647	245	0.87	R 107RF77 RF107RF77	4 4
6.8	3945	208	1.02		
7.8	3433	181	1.18		
5.6	4798	253	0.84		

输出转速 Output speed r/min	输出扭矩 Output torque Nm	传动比 Ratio i	使用系数 Service factor f_B	机型号 Type Type	极数 Pole p
3.0KW					
3.2	8472	223.34	0.89		
3.8	7137	188.16	1.05		
4.1	6615	174.40	1.14		
4.5	5929	156.31	1.27	R 137	8
5.0	5353	141.12	1.40	RF137	8
5.5	4862	128.18	1.55		
6.2	4314	113.72	1.74		
6.9	3914	103.20	1.92		
8.0	3364	88.70	2.20		
4.3	6245	222.60	1.20		
5.1	5287	188.45	1.42		
5.5	4892	174.40	1.54		
6.1	4385	156.31	1.71	R 137	6
6.8	3959	141.12	1.90	RF137	6
7.5	3596	128.18	2.10		
8.4	3190	113.72	2.40		
9.3	2895	103.20	2.60		
6.2	4377	156.04	0.92		
6.9	3913	139.47	1.03	R 107	6
7.6	3522	125.55	1.15	RF107	6
6.3	4288	226.11	0.94		
7.1	3810	200.87	1.06		
8.5	3172	167.29	1.27		
9.1	2959	156.04	1.37		
10	2645	139.47	1.53		
11	2381	125.55	1.70	R 107	4
12	2156	113.70	1.87	RF107	4
14	1912	100.82	2.1		
16	1729	91.16	2.3		
18	1465	77.26	2.8		
20	1366	72.00	3.0		
9.4	2860	150.78	0.99		
11	2404	126.75	1.17		
12	2209	116.48	1.28		
14	1962	103.44	1.44		
15	1754	92.48	1.61		
17	1577	83.15	1.79		
20	1369	72.17	2.1	R 97	4
22	1235	65.12	2.3	RF97	4
24	1135	59.84	2.5		
27	1008	53.14	2.8		
30	901	47.51	3.1		
33	810	42.72	3.5		
38	703	37.08	4.0		
43	630	33.20	4.3		
15	1771	93.38	0.82		
17	1554	81.92	0.94		
20	1373	72.37	1.06		
22	1204	63.50	1.21		
24	1141	60.18	1.28		
27	999	52.67	1.46		
30	900	47.45	1.62		
34	790	41.63	1.85		
39	697	36.73	2.1	R 87	4
44	618	32.57	2.4	RF87	4
51	527	27.81	2.8		
41	651	34.34	2.2		
45	592	31.22	2.5		
51	528	27.84	2.8		
61	444	23.40	3.3		
66	408	21.51	3.5		
74	362	19.10	3.6		
83	324	17.08	4.0		
93	291	15.35	4.3		

输出转速 Output speed r/min	输出扭矩 Output torque Nm	传动比 Ratio i	使用系数 Service factor f_B	机型号 Type Type	极数 Pole p
3.0KW					
32	849	44.78	0.91		
34	802	42.29	0.96		
39	683	36.01	1.13		
43	621	32.72	1.24		
50	538	28.35	1.43		
58	468	24.67	1.57		
61	443	23.37	1.74		
66	406	21.43	1.90	R 77	4
76	357	18.80	2.1	RF77	4
80	338	17.82	2.2		
91	296	15.60	2.4		
101	266	14.05	2.5		
115	234	12.33	2.8		
131	206	10.88	3.0		
147	183	9.64	3.2		
169	160	8.42	3.7		
187	144	7.59	4.0		
213	126	6.66	4.3		
61	445	23.44	1.18		
71	377	19.89	1.50		
79	340	17.95	1.63		
90	299	15.79	1.76	R 67	4
95	283	14.91	1.8	RF67	4
112	241	12.70	2.0		
123	219	11.54	2.1		
142	190	10.00	2.3		
53	511	26.97	0.8		
65	416	21.93	1.02		
76	353	18.60	1.20		
85	318	16.79	1.33		
96	280	14.77	1.46		
102	265	13.95	1.53		
120	225	11.88	1.69		
132	205	10.79	1.79	R 57	4
152	177	9.35	2.0	RF57	4
157	172	9.06	2.1		
178	151	7.97	2.2		
189	143	7.53	2.3		
222	122	6.41	2.6		
244	110	5.82	2.7		
281	96	5.05	3.0		
323	83	4.39	3.2		
88	308	16.22	0.84		
98	276	14.56	0.90		
113	238	12.54	0.99		
120	224	11.79	1.03		
140	192	10.15	1.12		
157	172	9.07	1.20		
177	152	8.01	1.27	R 47	4
183	147	7.76	1.04	RF47	4
204	132	6.96	1.13		
237	114	6.00	1.29		
252	107	5.64	1.36		
293	92	4.85	1.53		
327	82	4.34	1.67		
371	73	3.83	1.86		
140	192	10.11	0.83		
150	180	9.47	0.87		
178	151	7.97	0.97		
213	126	6.67	1.07	R 37	4
250	108	5.67	1.24	RF37	4
281	96	5.06	1.32		
329	82	4.32	1.45		
351	77	4.05	1.49		
416	65	3.41	1.63		

输出转速 Output speed r/min	输出扭矩 Output torque Nm	传动比 Ratio i	使用系数 Service factor f_B	机型号 Type Type	极数 Pole p
3.0KW					
254	106	5.60	0.88		
284	95	5.00	0.94	R 27	4
333	81	4.27	1.01	RF27	4
355	76	4.00	1.05		
421	64	3.37	1.2		
109	258	6.47	4.31	RX 121	8
				RXF121	8
220	127	6.44	1.42		
256	110	5.55	1.92	RX 81	4
281	100	5.05	2.3	RXF81	4
316	89	4.50	3.1		
376	75	3.78	3.8		
300	94	4.73	1.24		
351	80	4.04	1.68	RX 71	4
384	73	3.70	1.97	RXF71	4
437	64	3.25	2.7		
461	61	3.08	3.0		
377	75	3.77	1.10		
444	63	3.20	1.49		
491	57	2.89	1.74		
559	50	2.54	2.2	RX 61	4
592	47	2.40	2.4	RXF61	4
696	40	2.04	3.1		
763	37	1.86	3.2		
882	32	1.61	3.4		
1014	28	1.40	3.5		
452	62	3.14	0.98		
538	52	2.64	1.24		
599	47	2.37	1.38		
696	40	2.04	1.61		
740	38	1.92	1.71	RX 51	4
861	33	1.65	1.99	RXF51	4
959	29	1.48	2.2		
1092	26	1.30	2.3		
4.0KW					
1.7	20588	872	0.82		
1.9	18179	770	0.93		
2.2	15677	664	1.08	R 167RF97	4
2.8	12041	510	1.41	RF167RF97	4
3.8	8972	380	1.89		
4.3	7980	338	2.1		
2.7	12749	540	0.96		
3.1	10908	462	1.12		
3.3	10199	432	1.20		
3.9	8806	373	1.39	R 147RF87	4
4.4	7791	330	1.57	RF147RF87	4
5.1	6682	283	1.83		
5.8	5902	250	2.1		
6.7	5100	216	2.4		
7.5	4509	191	2.7		
8.9	3801	161	3.2		
2.4	14331	607	0.85		
2.6	12915	547	0.95	R 147RF77	4
3.0	11333	480	1.08	RF147RF77	4
3.5	9609	407	1.27		

输出转速 Output speed r/min	输出扭矩 Output torque Nm	传动比 Ratio i	使用系数 Service factor f_B	机型号 Type Type	极数 Pole p
4.0KW					
3.9	8830	374	0.85		
4.5	7484	317	1.00		
5.0	6752	286	1.11		
5.8	5902	250	1.27	R 137RF77	4
6.6	5171	219	1.45	RF137RF77	4
3.8	8877	376	0.85		
4.2	8004	339	0.94		
4.8	7012	297	1.07		
8.0	4273	181	0.95	R 107RF77	4
7.5	4509	191	0.90	RF107RF77	4
8.6	3943	167	1.03		
4.4	8152	163.46	1.50		
4.9	7324	146.85	1.67	R 147	8
6.0	5946	119.24	2.0	RF147	8
6.5	5487	110.03	2.2		
4.1	8698	174.40	0.86		
4.6	7796	156.31	0.96		
5.1	7038	141.12	1.07	R 137	8
5.6	6393	128.18	1.18	RF137	8
6.3	5671	113.72	1.33		
7.0	5147	103.20	1.46		
4.3	8354	223.34	0.90		
5.1	7038	188.16	1.07		
5.5	6523	174.40	1.15		
6.1	5847	156.4	1.29	R 137	6
6.8	5278	141.12	1.42	RF137	6
7.5	4794	128.18	1.57		
8.4	4254	113.72	1.77		
9.3	3860	103.2	1.95		
11	3318	88.70	2.3		
9	4172	167.29	0.97		
9	3891	156.04	1.04		
10	3478	139.47	1.16		
11	3131	125.55	1.29		
13	2835	113.70	1.43	R 107	4
14	2514	100.82	1.61	RF107	4
16	2273	91.16	1.78		
19	1927	77.26	2.1		
20	1795	72.00	2.3		
22	1616	64.81	2.5		
25	1464	58.69	2.8		
28	1298	52.05	3.1		
12	2905	116.48	0.97		
14	2579	103.44	1.09		
16	2306	92.48	1.22		
17	2073	83.15	1.36		
20	1800	72.17	1.57		
22	1624	65.12	1.74		
24	1492	59.84	1.89		
27	1325	53.14	2.1	R 97	4
30	1185	47.51	2.4	RF97	4
34	1065	42.72	2.6		
39	925	37.08	3.0		
43	828	33.20	3.3		
45	803	32.22	3.0		
54	669	26.84	3.6		
58	624	25.03	4.3		
64	558	22.37	4.6		
71	502	20.14	4.9		
78	455	18.24	6.2		

输出转速 Output speed r/min	输出扭矩 Output torque Nm	传动比 Ratio i	使用系数 Service factor f_B	机型号 Type Type	极数 Pole p
4.0KW					
23	1583	63.5	0.92		
24	1501	60.18	0.97		
27	1313	52.67	1.11		
30	1183	47.45	1.23		
35	1038	41.63	1.40		
39	916	36.73	1.59		
44	812	32.57	1.79		
52	693	27.81	2.1		
42	856	34.34	1.70	R 87	4
46	779	31.22	1.87	RF87	4
52	694	27.84	2.1		
62	584	23.40	2.5		
67	536	21.51	2.7		
75	476	19.10	3.1		
84	426	17.08	3.1		
94	383	15.35	3.3		
108	332	13.33	3.6		
121	297	11.93	3.9		
40	898	36.01	0.86		
44	816	32.72	0.94		
51	707	28.35	1.09		
58	615	24.67	1.19		
62	583	23.37	1.32		
67	534	21.43	1.44		
77	469	18.80	1.56		
81	444	17.82	1.65		
92	389	15.60	1.79	R 77	4
102	350	14.05	1.93	RF77	4
117	307	12.33	2.1		
132	271	10.88	2.3		
149	240	9.64	2.5		
171	210	8.42	2.8		
190	189	7.59	3.0		
216	166	6.66	3.3		
245	147	5.88	3.5		
276	130	5.21	3.7		
72	496	19.89	1.14		
80	448	17.95	1.24		
91	394	15.79	1.34		
97	372	14.91	1.39		
113	317	12.70	1.54		
125	288	11.54	1.63		
144	249	10.00	1.77	R 67	4
166	217	8.70	1.91	RF67	4
185	194	7.79	1.84		
196	184	7.36	1.90		
230	156	6.27	2.0		
253	142	5.70	2.1		
292	123	4.93	2.2		
336	107	4.29	2.4		
77	464	18.60	0.91		
86	419	16.79	1.01		
97	368	14.77	1.11		
103	348	13.95	1.16		
121	296	11.88	1.29		
133	269	10.79	1.36		
154	233	9.35	1.49	R 57	4
159	226	9.06	1.56	RF57	4
181	199	7.97	1.68		
191	188	7.53	1.75		
225	160	6.41	1.97		
247	145	5.82	2.1		
285	126	5.05	2.3		
328	109	4.39	2.4		

输出转速 Output speed r/min	输出扭矩 Output torque Nm	传动比 Ratio i	使用系数 Service factor f_B	机型号 Type Type	极数 Pole p
4.0KW					
142	253	10.15	0.85		
159	226	9.07	0.91		
180	200	8.01	0.96		
207	174	6.96	0.86	R 47	4
240	150	6.00	0.98	RF47	4
255	141	5.64	1.04		
297	121	4.85	1.17		
332	108	4.34	1.27		
376	96	3.83	1.42		
109	344	6.47	3.23	RX 121	8
121	310	5.88	3.59	RXF121	8
147	254	6.47	4.37	RX 121	6
				RXF121	6
259	144	5.55	1.46		
285	131	5.05	1.78	RX 81	4
320	117	4.50	2.3	RXF81	4
381	98	3.78	2.9		
356	105	4.04	1.28		
389	96	3.70	1.50		
443	84	3.25	2.0		
468	80	3.08	2.3		
533	70	2.70	2.9	RX 71	4
593	63	2.43	3.2	RXF71	4
676	55	2.13	3.4		
766	49	1.88	3.6		
862	43	1.67	3.7		
1014	37	1.42	3.9		
450	83	3.20	1.13		
498	75	2.89	1.33		
567	66	2.54	1.68		
600	62	2.40	1.85	RX 61	4
706	53	2.04	2.4	RXF61	4
774	48	1.86	2.4		
894	42	1.61	2.6		
1029	36	1.40	2.7		
545	69	2.64	0.95		
608	62	2.37	1.05		
706	53	2.04	1.22	RX 51	4
750	50	1.92	1.30	RXF51	4
873	43	1.65	1.51		
973	38	1.48	1.66		
1108	34	1.30	1.75		
5.5KW					
2.2	21556	664	0.80		
2.5	18764	578	0.90		
2.8	16556	510	1.02		
3.3	14219	438	1.19	R 167RF97	4
3.8	12336	380	1.37	RF167RF97	4
4.3	10973	338	1.54		
4.7	9966	307	1.70		
5.1	9155	282	1.85		
3.1	14998	462	0.81		
3.3	14024	432	0.87		
3.9	12109	373	1.01		
4.4	10713	330	1.14	R 147RF87	4
5.1	9187	283	1.33	RF147RF87	4
5.8	8116	250	1.51		
6.7	7012	216	1.74		
7.5	6201	191	1.97		

输出转速 Output speed r/min	输出扭矩 Output torque Nm	传动比 Ratio i	使用系数 Service factor f_B	机型号 Type Type	极数 Pole p
5.5KW					
3.7	12752	196.41	1.32		
4.5	10440	160.80	1.63	R 167	8
5.5	8469	130.44	1.99	RF167	8
6.0	7855	120.99	2.17		
6.9	6779	104.41	2.50		
4.4	10613	163.46	1.15		
4.9	9534	146.85	1.28	R 147	8
6.0	7742	119.24	1.57	RF147	8
6.6	7144	110.03	1.72		
5.9	7960	163.46	1.54		
6.5	7151	146.85	1.71	R 147	6
8	6133	119.24	2.0	RF147	6
8.8	5659	110.03	2.2		
10	4865	94.60	2.5		
12	4293	83.47	2.8		
5.6	8790	128.18	0.86		
6.3	7798	113.72	0.96	R 137	8
7.0	7077	103.2	1.06	RF137	8
8.1	6083	88.70	1.24		
5.5	8970	174.40	0.84		
6.1	8039	156.31	0.94	R 137	6
6.8	7258	141.12	1.04	RF137	6
7.5	6592	128.18	1.14		
8.4	5849	113.72	1.29		
9.3	5308	103.20	1.42		
6.4	7658	223.34	0.98		
7.7	6451	188.16	1.17		
8.3	5980	174.40	1.26		
9.2	5359	156.31	1.40		
10	4839	141.12	1.55		
11	4395	128.18	1.71	R 137	4
13	3899	113.72	1.93	RF137	4
14	3538	103.20	2.1		
16	3041	88.70	2.5		
18	2774	80.91	2.7		
20	2520	73.49	3.0		
22	2236	65.20	3.4		
24	2029	59.17	3.7		
28	1744	50.86	4.3		
11	4305	125.55	0.94		
13	3898	113.70	1.04		
14	3457	100.82	1.17		
16	3126	91.16	1.29		
19	2649	77.26	1.54	R 107	4
20	2469	72.00	1.64	RF107	4
22	2222	64.84	1.82		
25	2012	58.69	2.01		
28	1785	52.05	2.3		
31	1614	47.06	2.5		
36	1367	39.88	3.0		
17	2851	83.15	0.99		
20	2475	72.17	1.14		
22	2233	65.12	1.26		
24	2052	59.84	1.37		
27	1822	53.14	1.55	R 97	4
30	1629	47.51	1.73	RF97	4
34	1465	42.72	1.93		
39	1271	37.08	2.2		
43	1138	33.20	2.4		
52	944	27.54	2.7		

输出转速 Output speed r/min	输出扭矩 Output torque Nm	传动比 Ratio i	使用系数 Service factor f_B	机型号 Type Type	极数 Pole p
5.5KW					
45	1105	32.22	2.2		
54	920	26.84	2.6		
58	858	25.03	3.1	R 97	4
64	767	22.37	3.3	RF97	4
71	691	20.14	3.6		
79	625	18.24	3.8		
89	554	16.17	4.1		
30	1627	47.45	0.90		
35	1427	41.63	1.02		
39	1259	36.73	1.16		
44	1117	32.57	1.30		
52	954	27.81	1.53		
52	955	27.84	1.53		
62	802	23.40	1.82		
67	738	21.51	2.0	R 87	4
75	655	19.10	2.1	RF87	4
84	586	17.08	2.2		
94	526	15.35	2.4		
108	457	13.33	2.6		
121	409	11.93	2.8		
145	339	9.90	3.3		
156	317	9.25	3.6		
173	285	8.32	3.8		
199	248	7.22	4.1		
77	645	18.80	1.14		
81	611	17.82	1.20		
92	535	15.60	1.30		
102	482	14.05	1.40		
117	423	12.33	1.53		
132	373	10.88	1.66	R 77	4
149	331	9.64	1.79	RF77	4
171	289	8.42	2.1		
190	260	7.59	2.2		
216	228	6.66	2.4		
245	202	5.88	2.52		
276	179	5.21	2.68		
91	541	15.79	0.97		
97	511	14.91	1.01		
113	435	12.70	1.12		
125	396	11.54	1.19		
144	343	10.00	1.29	R 67	4
166	298	8.70	1.39	RF67	4
185	267	7.79	1.34		
196	252	7.36	1.38		
230	215	6.27	1.44		
253	195	5.70	1.49		
292	169	4.93	1.61		
336	147	4.29	1.73		
97	506	14.77	0.81		
103	478	13.95	0.85		
121	407	11.88	0.93		
133	370	10.79	0.99		
154	321	9.35	1.08	R 57	4
181	273	7.97	1.22	RF57	4
191	258	7.53	1.27		
225	220	6.41	1.43		
247	200	5.82	1.51		
285	173	5.05	1.66		
328	151	4.39	1.75		
297	166	4.85	0.85		
332	149	4.34	0.92	R 47	4
376	131	3.83	1.03	RF47	4

输出转速 Output speed r/min	输出扭矩 Output torque Nm	传动比 Ratio i	使用系数 Service factor f_B	机型号 Type Type	极数 Pole p
5.5kW					
116	443	6.22	3.79	RX 151 RXF151	8 8
123	420	5.88	2.64	RX 121 RXF121	8 8
147	350	6.47	3.18	RX 121 RXF121	6 6
164	315	5.88	3.53		
182	283	5.28	3.92		
217	238	6.65	1.82	RX 101 RXF101	4 4
257	200	5.60	2.14		
277	186	5.19	3.52		
310	166	4.65	3.93		
247	208	5.82	1.9	RX 91 RXF91	4 4
297	173	4.85	2.1		
319	162	4.52	3.5		
356	144	4.04	3.9		
396	130	3.64	4.3		
436	118	3.30	4.7		
493	104	2.92	5.4		
545	94	2.64	5.9		
643	80	2.24	7.0		
735	70	1.96	7.6		
878	59	1.64	8.1		
1014	51	1.42	8.4		
320	161	4.50	1.7	RX 81 RXF81	4 4
381	135	3.78	2.1		
414	124	3.48	3.1		
466	110	3.09	3.4		
522	99	2.76	3.9		
581	89	2.48	4.3		
670	77	2.15	4.7		
443	116	3.25	1.47	RX 71 RXF71	4 4
468	110	3.08	1.65		
533	97	2.70	2.1		
593	87	2.43	2.3		
676	76	2.13	2.5		
766	67	1.88	2.6		
862	60	1.67	2.7		
1014	51	1.42	2.9		
567	91	2.54	1.22	RX 61 RXF61	4 4
600	86	2.40	1.35		
706	73	2.04	1.73		
774	66	1.86	1.78		
894	58	1.61	1.86		
1029	50	1.40	2.0		
706	73	2.04	0.89	RX 51 RXF51	4 4
750	69	1.92	0.95		
873	59	1.65	1.10		
973	53	1.48	1.21		
1108	46	1.30	1.27		
7.5kW					
2.9	22268	510	0.8	R 167RF97 RF167RF97	4 4
3.3	19124	438	0.88		
3.8	16591	380	1.02		
4.3	14758	338	1.15		
4.8	13404	307	1.26		
5.2	12313	282	1.37		

输出转速 Output speed r/min	输出扭矩 Output torque Nm	传动比 Ratio i	使用系数 Service factor f_B	机型号 Type Type	极数 Pole p
7.5kW					
4.4	14408	330	0.85	R 147RF87 RF147RF87	4 4
5.2	12356	283	0.99		
5.8	10915	250	1.12		
6.8	9431	216	1.30		
7.6	8339	191	1.47		
9.1	7030	161	1.74		
3.7	18366	196.41	0.92	R 167 RF167	8 8
4.5	15036	160.80	1.13		
5.5	12197	130.44	1.39		
6.0	11314	120.99	1.50		
6.9	9763	104.41	1.73		
4.9	13775	196.41	1.23	R 167 RF167	6 6
6.0	11277	160.80	1.50		
7.4	9145	130.44	1.84		
7.9	8485	120.99	1.99		
9.2	7323	104.41	2.31		
10	6462	92.14	2.6		
12	5602	79.88	3.0		
14	4984	71.07	3.4		
15	4487	63.98	3.8		
16	4103	58.51	4.1		
4.4	15285	163.46	0.80	R 147 RF147	8 8
4.9	13732	146.85	0.89		
6.0	11150	119.24	1.09		
6.6	10289	110.03	1.20		
5.9	11464	163.46	1.07	R 147 RF147	6 6
6.5	10299	146.85	1.19		
8.0	8363	119.24	1.45		
8.8	7717	110.03	1.59		
10	6635	94.60	1.84		
12	5854	83.47	2.1		
7.7	8677	188.16	0.87	R 137 RF137	4 4
8.4	8042	174.40	0.94		
9.3	7208	156.31	1.04		
10	6508	141.12	1.16		
11	5911	128.18	1.27		
13	5244	113.72	1.43		
14	4759	103.20	1.58		
16	4090	88.70	1.84		
18	3731	80.91	2.0		
20	3389	73.49	2.2		
22	3007	65.20	2.5		
25	2729	59.17	2.8		
29	2345	50.86	3.2		
16	4204	91.16	0.96	R 107 RF107	4 4
19	3563	77.26	1.13		
20	3320	72.00	1.22		
23	2989	64.81	1.35		
25	2706	58.69	1.49		
28	2400	52.05	1.68		
31	2170	47.06	1.86		
37	1839	39.88	2.2		
42	1607	34.84	2.5		
50	1344	29.14	3.0		
48	1404	30.44	2.9		
54	1257	27.25	3.2		
59	1134	24.60	3.6		
65	1030	22.34	3.9		

输出转速 Output speed r/min	输出扭矩 Output torque Nm	传动比 Ratio i	使用系数 Service factor f_B	机型号 Type Type	极数 Pole p
7.5kW					
24	2760	59.84	1.02	R 97 RF97	4 4
27	2451	53.14	1.15		
31	2191	47.51	1.29		
34	1970	42.72	1.43		
39	1710	37.08	1.65		
44	1531	33.20	1.77		
53	1270	27.54	1.98		
45	1486	32.22	1.72		
54	1238	26.84	1.94		
58	1154	25.03	2.30		
65	1032	22.37	2.48		
72	929	20.14	2.64		
80	841	18.24	2.79		
40	1694	36.73	0.86	R 87 RF87	4 4
45	1502	32.57	0.97		
52	1282	27.81	1.1		
52	1284	27.84	1.13		
62	1079	23.40	1.35		
68	992	21.51	1.42		
76	881	19.10	1.54		
85	788	17.08	1.66		
95	708	15.35	1.78		
110	615	13.33	1.96		
122	550	11.93	2.1		
147	457	9.90	2.4		
158	427	9.25	2.7		
175	384	8.32	2.8		
202	333	7.22	3.0		
226	298	6.47	3.2		
272	247	5.36	3.5		
78	867	18.80	0.85	R 77 RF77	4 4
82	822	17.82	0.89		
94	719	15.60	0.97		
104	648	14.05	1.04		
118	569	12.33	1.14		
134	502	10.88	1.24		
151	445	9.64	1.33		
173	388	8.42	1.53		
192	350	7.59	1.64		
219	307	6.66	1.78		
248	271	5.88	1.87		
280	240	5.21	2.00		
115	586	12.70	0.83	R 67 RF67	4 4
127	532	11.54	0.88		
146	461	10.00	0.96		
168	401	8.70	1.03		
187	359	7.79	0.99		
198	339	7.36	1.02		
233	289	6.27	1.07		
256	263	5.70	1.11		
296	227	4.93	1.20		
340	198	4.29	1.28		
183	368	7.97	0.91	R 57 RF57	4 4
194	347	7.53	0.95		
228	296	6.41	1.07		
251	268	5.82	1.12		
289	233	5.05	1.23		
333	202	4.39	1.30		
123	572	5.88	1.94	RX 121 RXF121	8 8
156	449	6.22	3.74	RX 151 RXF151	6 6

输出转速 Output speed r/min	输出扭矩 Output torque Nm	传动比 Ratio i	使用系数 Service factor f_B	机型号 Type Type	极数 Pole p
7.5kW					
123	572	5.88	2.94	RX 121 RXF121	6 6
136	515	5.28	3.26		
167	420	4.29	4.0		
221	318	6.47	3.49	RX 121 RXF121	4 4
245	286	5.88	3.88		
220	320	6.65	1.35	RX 101 RXF101	4 4
260	269	5.60	1.59		
281	250	5.19	2.6		
314	224	4.65	2.9		
348	202	4.20	3.9		
251	280	5.82	1.41	RX 91 RXF91	4 4
301	233	4.85	1.59		
323	217	4.52	2.6		
361	194	4.04	2.9		
401	175	3.64	3.2		
442	159	3.30	3.5		
500	140	2.92	4.0		
324	216	4.50	1.26	RX 81 RXF81	4 4
386	182	3.78	1.58		
420	167	3.48	2.3		
472	149	3.09	2.6		
529	133	2.76	2.9		
589	119	2.48	3.2		
679	103	2.15	3.5		
756	93	1.93	3.6		
913	77	1.60	3.8		
1050	67	1.39	4.1		
449	156	3.25	1.09	RX 71 RXF71	4 4
474	148	3.08	1.23		
541	130	2.70	1.56		
601	117	2.43	1.73		
685	102	2.13	1.84		
777	90	1.88	1.94		
874	80	1.67	2.0		
1028	68	1.42	2.1		
575	122	2.54	0.91	RX 61 RXF61	4 4
608	115	2.40	1.00		
716	98	2.04	1.28		
785	89	1.86	1.32		
907	77	1.61	1.38		
1043	67	1.40	1.45		
11kW					
4.9	18891	295	0.90	R 167RF107 RF167RF107	4 4
5.2	17994	281	0.94		
6.1	15241	238	1.11		
7.0	13320	208	1.27		
8.3	11271	176	1.50		
5.1	18379	287	0.92		
4.3	21645	338	0.80	R 167RF97 RF167RF97	4 4
4.8	19659	307	0.86		
5.2	18059	282	0.94		
5.8	16009	250	0.80	R 147RF87 RF147RF87	4 4
6.8	13832	216	0.88		
7.6	12231	191	1.00		
9.1	10310	161	1.19		
9.2	10182	159	1.20		

输出转速 Output speed r/min	输出扭矩 Output torque Nm	传动比 Ratio i	使用系数 Service factor f_B	机型号 Type Type	极数 Pole p
11kW					
6.0	16540	160.80	1.02	R 167 RF167	6 6
7.4	13417	130.44	1.26		
7.9	12445	120.99	1.36		
9.2	10740	104.41	1.58		
7.4	13284	196.41	1.27	R 167 RF167	4 4
9.1	10876	160.80	1.56		
11.2	8822	130.44	1.91		
12	8183	120.99	2.07		
14	7062	104.41	2.4		
16	6232	92.14	2.7		
18	5403	79.88	3.1		
21	4807	71.07	3.5		
6.5	15105	146.85	0.81	R 147 RF147	6 6
8.1	12265	119.24	1.0		
8.7	11318	110.03	1.08		
10	9731	94.60	1.26		
12	8586	83.47	1.42		
8.9	11056	163.46	1.11	R 147 RF147	4 4
10	9932	146.85	1.23		
12	8065	119.24	1.52		
13	7442	110.03	1.64		
15	6398	94.60	1.91		
17	5645	83.47	2.2		
20	4876	72.09	2.5		
22	4508	66.65	2.7		
24	4129	61.50	3.0		
28	3576	52.87	3.4		
10	9545	141.12	0.8	R 137 RF137	4 4
11	8669	128.18	0.87		
13	7691	113.72	0.98		
14	6980	103.2	1.08		
16	5999	88.70	1.25		
18	5472	80.91	1.37		
20	4970	73.49	1.51		
22	4410	65.20	1.71		
25	4002	59.17	1.88		
29	3440	50.86	2.2		
33	3002	44.39	2.5		
39	2540	37.65	3.0		
44	2226	32.91	3.4		
23	4383	64.81	0.92	R 107 RF107	4 4
25	3969	58.69	1.02		
28	3520	52.05	1.15		
31	3183	47.06	1.27		
37	2697	39.88	1.50		
42	2356	34.84	1.72		
50	1971	29.14	2.1		
48	2059	30.44	1.96		
54	1843	27.25	2.2		
59	1664	24.60	2.4		
65	1511	22.34	2.7		
74	1341	19.82	3.0		
81	1217	17.99	3.3		
34	2889	42.72	0.98	R 97 RF97	4 4
39	2508	37.08	1.12		
44	2245	33.20	1.21		
53	1863	27.54	1.35		
58	1693	25.03	1.57		
65	1513	22.37	1.69		
72	1362	20.14	1.80		
80	1234	18.24	1.90		
90	1094	16.17	2.1		
100	989	14.62	2.2		
118	838	12.39	2.5		

输出转速 Output speed r/min	输出扭矩 Output torque Nm	传动比 Ratio i	使用系数 Service factor f_B	机型号 Type Type	极数 Pole p
11kW					
135	732	10.83	2.7	R 97 RF97	4 4
158	626	9.26	3.0		
174	566	8.37	3.4		
206	480	7.09	3.9		
235	419	6.20	4.2		
68	1455	21.51	0.97	R 87 RF87	4 4
76	1292	19.10	1.05		
85	1155	17.08	1.13		
95	1038	15.35	1.21		
110	902	13.33	1.33		
122	807	11.93	1.43		
147	670	9.90	1.66		
158	626	9.25	1.82		
175	563	8.32	1.94		
202	488	7.22	2.1		
226	438	6.47	2.2		
272	363	5.36	2.4		
134	736	10.88	0.84	R 77 RF77	4 4
151	652	9.64	0.91		
192	513	7.59	1.12		
219	450	6.66	1.21		
248	398	5.88	1.28		
280	352	5.21	1.36		
191	539	5.05	3.12	RX 151 RXF151	6 6
209	492	4.68	3.41		
240	429	4.04	3.92		
235	437	6.22	3.84	RX 151 RXF151	4 4
249	414	5.88	2.68	RX 121 RXF121	4 4
277	372	5.28	2.98		
339	304	4.29	3.65		
372	277	3.95	4.01		
281	366	5.19	1.79	RX 101 RXF101	4 4
314	328	4.65	1.99		
348	296	4.20	2.63		
383	269	3.81	2.90		
432	238	3.38	3.27		
476	216	3.07	3.60		
553	186	2.64	4.19		
323	319	4.52	1.75	RX 91 RXF91	4 4
361	285	4.04	1.96		
401	257	3.64	2.2		
442	233	3.30	2.4		
500	206	2.92	2.7		
553	186	2.64	3.0		
652	158	2.24	3.5		
745	138	1.96	3.9		
890	116	1.64	4.1		
1028	100	1.42	4.3		
420	245	3.48	1.55	RX 81 RXF81	4 4
472	218	3.09	1.75		
529	195	2.76	1.96		
589	175	2.48	2.2		
679	152	2.15	2.4		
756	136	1.93	2.5		
913	113	1.60	2.6		
1050	98	1.39	2.8		
601	171	2.43	1.18	RX 71 RXF71	4 4
685	150	2.13	1.25		
777	133	1.88	1.33		
874	118	1.67	1.38		
1028	100	1.42	1.46		

输出转速 Output speed r/min	输出扭矩 Output torque Nm	传动比 Ratio i	使用系数 Service factor f_B	机型号 Type Type	极数 Pole p
15kW					
6.1	20783	238	0.81	R 167RF107 R167RF107	4 4
7.0	18163	208	0.93		
8.3	15369	176	1.10		
6.5	19560	224	0.87		
7.5	17028	195	0.99		
7.4	18201	130.44	0.93	R 167 RF167	6 6
8.0	16883	120.99	1.00		
9.2	14569	104.41	1.16		
11	12857	92.14	1.32		
7.4	18115	196.41	0.93	R 167 RF167	4 4
9.1	14830	160.80	1.14		
11	12030	130.44	1.41		
12	11159	120.99	1.52		
14	9630	104.41	1.76		
16	8498	92.14	1.99		
18	7367	79.88	2.3		
21	6555	71.07	2.6		
23	5901	63.98	2.9		
25	5396	58.51	3.1		
8.8	15353	110.03	0.80	R 147 RF147	6 6
10	13200	94.60	0.93		
12	11647	83.47	1.05		
13	10059	72.09	1.21		
14	9300	66.65	1.31		
8.9	15076	163.46	0.81	R 147 RF147	4 4
9.9	13544	146.85	0.90		
12	10997	119.24	1.11		
13	10148	110.03	1.20		
15	8725	94.60	1.40		
17	7698	83.47	1.59		
20	6649	72.09	1.84		
22	6147	66.65	1.99		
24	5631	61.50	2.2		
28	4876	52.87	2.5		
31	4303	46.65	2.8		
14	9518	103.2	0.8	R 137 RF137	4 4
16	8181	88.70	0.92		
18	7462	80.91	1.01		
20	6778	73.49	1.11		
22	6013	65.20	1.25		
25	5457	59.17	1.38		
29	4691	50.86	1.60		
33	4094	44.39	1.84		
39	3472	37.65	2.2		
44	3035	32.91	2.5		
52	2567	27.83	2.9		
31	4340	47.06	0.9	R 107 RF107	4 4
37	3678	39.88	1.10		
42	3213	34.84	1.26		
50	2688	29.14	1.50		
48	2807	30.44	1.44		
54	2513	27.25	1.61		
59	2269	24.60	1.78		
65	2060	22.34	1.96		
74	1828	19.82	2.2		
81	1659	17.99	2.4		
94	1426	15.46	2.8		
108	1245	13.50	3.2		

输出转速 Output speed r/min	输出扭矩 Output torque Nm	传动比 Ratio i	使用系数 Service factor f_B	机型号 Type Type	极数 Pole p
15kW					
53	2540	27.54	1.1	R 97 RF97	4 4
58	2309	25.03	1.15		
65	2063	22.37	1.24		
72	1858	20.14	1.32		
80	1682	18.24	1.40		
90	1491	16.17	1.51		
100	1348	14.62	1.6		
118	1143	12.39	1.8		
135	999	10.83	2.0		
158	854	9.26	2.4		
174	772	8.37	2.5		
206	654	7.09	2.9		
235	572	6.20	3.1		
85	1575	17.08	1.13	R 87 RF87	4 4
95	1416	15.35	0.89		
110	1229	13.33	0.98		
122	1100	11.93	1.05		
147	913	9.90	1.21		
158	853	9.25	1.33		
175	767	8.32	1.42		
202	666	7.22	1.51		
226	597	6.47	1.61		
272	494	5.36	1.73		
287	488	5.05	3.44	RX 151 RXF151	4 4
315	446	4.68	3.77		
361	388	4.04	3.32		
372	378	3.95	2.94	RX 121 RXF121	4 4
281	479	5.19	1.36	RX 101 RXF101	4 4
314	429	4.65	1.52		
348	387	4.20	2.0		
383	351	3.81	2.2		
432	325	3.38	2.4		
476	295	3.07	2.6		
553	254	2.64	3.1		
635	221	2.30	3.5		
749	188	1.95	3.8		
854	164	1.71	4.0		
1014	138	1.44	4.4		
323	435	4.52	1.3	RX 91 RXF91	4 4
361	388	4.04	1.4		
401	350	3.64	1.6		
442	317	3.30	1.8		
500	281	2.92	2.0		
553	254	2.64	2.2		
652	215	2.24	2.6		
745	188	1.96	2.8		
890	158	1.64	3.0		
1028	137	1.42	3.1		
420	335	3.48	1.14	RX 81 RXF81	4 4
472	297	3.09	1.28		
529	265	2.76	1.43		
589	238	2.48	1.60		
679	207	2.15	1.75		
756	186	1.93	1.80		
913	154	1.60	1.92		
1050	134	1.39	2.0		

输出转速 Output speed r/min	输出扭矩 Output torque Nm	传动比 Ratio i	使用系数 Service factor f_B	机型号 Type Type	极数 Pole p
18.5kW					
9.1	18291	160.80	0.93		
11	14838	130.44	1.13		
12	13763	120.99	1.24		
14	11877	104.41	1.42		
16	10481	92.14	1.61	R 167	4
18	9086	79.88	1.86	RF167	4
21	8084	71.07	2.1		
23	7278	63.98	2.3		
25	6655	58.51	2.5		
29	5791	50.91	2.9		
12	13564	119.24	0.90		
13	12516	110.03	0.98		
15	10761	94.60	1.14		
17	9495	83.47	1.29		
20	8200	72.09	1.49		
22	7581	66.65	1.61	R 147	4
24	6944	61.50	1.76	RF147	4
28	6014	52.87	2.0		
31	5306	46.65	2.3		
36	4583	40.29	2.7		
18	9203	80.91	0.82		
20	8359	73.49	0.90		
22	7416	65.20	1.01		
25	6731	59.17	1.12		
29	5785	50.86	1.30		
33	5049	44.39	1.49		
39	4283	37.65	1.76	R 137	4
44	3744	32.91	2.0	RF137	4
52	3166	27.83	2.3		
49	3362	29.56	2.2		
61	2730	24.00	2.7		
66	2520	22.15	3.0		
77	2166	19.04	3.5		
87	1911	16.80	3.9		
37	4536	39.88	0.89		
42	3963	34.84	1.02		
50	3315	29.14	1.22		
59	2798	24.60	1.44		
65	2541	22.34	1.59		
74	2255	19.82	1.79		
81	2046	17.99	1.98	R 107	4
94	1759	15.46	2.3	RF107	4
108	1536	13.50	2.6		
128	1302	11.45	3.1		
146	1139	10.01	3.5		
181	918	8.07	3.0		
213	778	6.84	3.6		
72	2291	20.14	1.07		
80	2075	18.24	1.13		
90	1839	16.17	1.23		
100	1663	14.62	1.30		
118	1409	12.39	1.46		
135	1232	10.83	1.59	R 97	4
158	1053	9.26	1.81	RF97	4
174	952	8.37	2.0		
206	806	7.09	2.3		
235	705	6.20	2.5		
282	589	5.18	2.8		
325	511	4.49	3.0		

输出转速 Output speed r/min	输出扭矩 Output torque Nm	传动比 Ratio i	使用系数 Service factor f_B	机型号 Type Type	极数 Pole p
18.5kW					
110	1516	13.33	0.8		
122	1357	11.93	0.85		
147	1126	9.90	0.98		
158	1052	9.25	1.08	R 87	4
175	946	8.32	1.15	RF87	4
202	821	7.22	1.22		
226	736	6.47	1.30		
272	610	5.36	1.40		
317	547	4.68	3.07	RX 151	4
364	476	4.04	3.53	RXF151	4
412	420	3.57	4.0		
348	478	4.20	1.63		
383	452	3.81	1.73		
432	401	3.38	1.95		
476	364	3.07	2.1		
553	313	2.64	2.5	RX 101	4
635	273	2.30	2.9	RXF101	4
749	231	1.95	3.1		
854	203	1.71	3.3		
1014	171	1.44	3.6		
401	432	3.64	1.30		
442	391	3.30	1.43		
500	346	2.92	1.62		
553	313	2.64	1.79	RX 91	4
652	266	2.24	2.1	RXF91	4
745	232	1.96	2.3		
890	194	1.64	2.4		
1028	168	1.42	2.5		
529	327	2.76	1.16		
589	294	2.48	1.29		
679	255	2.15	1.42	RX 81	4
756	229	1.93	1.46	RXF81	4
913	190	1.60	1.56		
1050	165	1.39	1.65		
22kW					
11	17645	130.44	0.95		
12	16366	120.99	1.04		
14	14124	104.41	1.20		
16	12464	92.14	1.36		
18	10805	79.88	1.57		
21	9614	71.07	1.76	R 167	4
23	8655	63.98	2.0	RF167	4
25	7915	58.51	2.1		
29	6887	50.91	2.5		
32	6078	44.93	2.8		
37	5269	38.95	3.2		
13	14884	110.03	0.83		
15	12797	94.60	0.95		
17	11291	83.47	1.08		
20	9752	72.09	1.3		
22	9016	66.65	1.36	R 147	4
24	8258	61.50	1.48	RF147	4
28	7152	52.87	1.71		
31	6310	46.65	1.94		
36	5450	40.29	2.2		
41	4821	35.64	2.5		
49	4051	29.95	3.0		

输出转速 Output speed r/min	输出扭矩 Output torque Nm	传动比 Ratio i	使用系数 Service factor f_B	机型号 Type Type	极数 Pole p
22kW					
22	8820	65.20	0.85		
25	8004	59.17	0.94		
29	6880	50.86	1.09		
33	6005	44.39	1.25		
39	5093	37.65	1.48		
44	4452	32.91	1.69	R 137	4
52	3765	27.83	2.00	RF137	4
49	3999	29.56	1.88		
61	3246	24.00	2.3		
66	2996	22.15	2.5		
77	2576	19.04	2.9		
87	2273	16.80	3.3		
101	1963	14.51	3.8		
114	1736	12.83	4.3		
42	4713	34.84	0.86		
50	3942	29.14	1.03		
59	3328	24.60	1.21		
65	3022	22.34	1.34		
74	2681	19.82	1.51		
81	2434	17.99	1.66		
94	2091	15.46	1.93	R 107	4
108	1826	13.50	2.2	RF107	4
128	1549	11.45	2.6		
146	1354	10.01	3.0		
173	1144	8.46	3.5		
181	1092	8.07	2.6		
213	925	6.84	3.0		
244	809	5.98	3.5		
72	2724	20.14	1.04		
80	2467	18.24	1.14		
90	2187	16.17	1.29		
100	1978	14.62	1.43		
118	1676	12.39	1.23		
135	1465	10.83	1.34	R 97	4
158	1253	9.26	1.52	RF97	4
174	1132	8.37	1.69		
206	959	7.09	1.96		
235	839	6.20	2.1		
282	701	5.18	2.4		
325	607	4.49	2.5		
147	1339	9.90	0.83		
158	1251	9.25	0.91		
175	1125	8.32	0.97	R 88	4
202	977	7.22	1.03	RF88	4
226	875	6.47	1.10		
272	725	5.36	1.18		
412	500	3.57	3.36	RX 151	4
				RXF151	4
348	592	4.20	1.32		
383	537	3.81	1.45		
432	477	3.38	1.64		
476	433	3.07	1.80		
553	372	2.64	2.10	RX 101	4
635	324	2.30	2.41	RXF101	4
749	275	1.95	2.61		
854	241	1.71	2.75		
1014	203	1.44	2.99		
401	513	3.64	1.09		
442	465	3.30	1.20	RX 91	4
500	412	2.92	1.36	RXF91	4
553	372	2.64	1.50		

输出转速 Output speed r/min	输出扭矩 Output torque Nm	传动比 Ratio i	使用系数 Service factor f_B	机型号 Type Type	极数 Pole p
22kW					
652	316	2.24	1.77		
745	276	1.96	1.94	RX 91	4
890	231	1.64	2.05	RXF91	4
1028	200	1.42	2.14		
529	389	2.76	0.98		
589	350	2.48	1.09		
679	303	2.15	1.19	RX 81	4
756	272	1.93	1.23	RXF81	4
913	226	1.60	1.31		
1050	196	1.39	1.39		
30kW					
16	16996	92.14	1.0		
18	14735	79.88	1.15		
21	13109	71.07	1.29		
23	11802	63.98	1.43		
25	10793	58.51	1.57		
29	9391	50.91	1.80	R 167	4
32	8288	44.93	2.04	RF167	4
37	7185	38.95	2.4		
42	6393	34.66	2.6		
49	5510	29.87	3.1		
60	4477	24.27	3.8		
71	3796	20.58	4.5		
17	15397	83.47	0.8		
20	13298	72.09	0.92		
22	12294	66.65	0.99		
24	11261	61.50	1.09		
28	9752	52.87	1.25		
31	8605	46.65	1.42	R 147	4
36	7432	40.29	1.64	RF147	4
41	6574	35.64	1.86		
49	5525	29.95	2.2		
60	4462	24.19	2.5		
71	3770	20.44	3.0		
81	3328	18.04	3.0		
93	2885	15.64	4.2		
29	9382	50.86	0.80		
33	8188	44.39	0.92		
39	6945	37.65	1.08		
44	6071	32.91	1.24		
52	5133	27.83	1.41		
61	4427	24.00	1.69		
66	4086	22.15	1.85	R 137	4
77	3512	19.04	2.1	RF137	4
87	3099	16.80	2.4		
101	2676	14.51	2.8		
114	2367	12.83	3.2		
135	1990	10.79	3.8		
192	1400	7.59	3.4		
229	1177	6.38	4.1		
74	3656	19.82	1.11		
81	3318	17.99	1.22		
94	2852	15.46	1.42		
108	2490	13.50	1.62		
128	2112	11.45	1.91	R 107	4
146	1846	10.01	2.2	RF107	4
173	1561	8.46	2.6		
181	1489	8.07	1.88		
213	1262	6.84	2.2		
244	1103	5.98	2.5		
289	933	5.06	2.9		

输出转速 Output speed r/min	输出扭矩 Output torque Nm	传动比 Ratio i	使用系数 Service factor f_s	机型号 Type Type	极数 Pole p
30kW					
100	2697	14.62	0.80		
118	2285	12.39	0.90		
135	1998	10.83	0.98		
158	1708	9.26	1.12	R 97	4
174	1544	8.37	1.24	RF97	4
206	1308	7.09	1.44		
235	1144	6.20	1.55		
282	955	5.18	1.75		
325	828	4.49	1.85		
432	649	3.40	1.71	RX 121	4
				RXF121	4
432	623	3.38	1.25		
476	566	3.07	1.38		
553	487	2.64	1.60	RX 101	4
635	424	2.30	1.84	RXF101	4
749	360	1.95	2.0		
854	315	1.71	21		
1014	266	1.44	2.3		
500	539	2.92	1.04		
553	487	2.64	1.15		
652	413	2.24	1.35	RX 91	4
745	362	1.96	1.48	RXF91	4
890	303	1.64	1.57		
1028	262	1.42	1.63		
37kW					
18	18049	79.88	0.94		
21	16058	71.07	1.05		
23	14456	63.98	1.17		
25	13220	58.51	1.28		
29	11503	50.91	1.47		
33	10152	44.93	1.67	R 167	4
38	8801	38.95	1.92	RF167	4
42	7831	34.66	2.16		
49	6749	29.87	2.5		
61	5484	24.27	3.1		
78	4232	18.73	4.0		
90	3685	16.31	4.6		
101	3290	14.56	5.1		
22	15060	66.65	0.81		
24	13794	61.50	0.89		
28	11946	52.87	1.02		
32	10541	46.65	1.16		
36	9104	40.29	1.34	R 147	4
41	8053	35.64	1.52	RF147	4
49	6767	29.95	1.81		
61	5466	24.19	2.0		
72	4618	20.44	2.4		
81	4076	18.04	2.4		
94	3534	15.64	3.5		
106	3143	13.91	3.8		

输出转速 Output speed r/min	输出扭矩 Output torque Nm	传动比 Ratio i	使用系数 Service factor f_s	机型号 Type Type	极数 Pole p
37kW					
39	8507	37.65	0.88		
45	7436	32.91	1.01		
53	6288	27.83	1.20		
61	5423	24.00	1.38		
67	5005	22.15	1.51		
77	4302	19.04	1.75	R 137	4
88	3796	16.80	1.98	RF137	4
101	3279	14.51	2.3		
115	2899	12.83	2.6		
136	2438	10.79	3.1		
169	1968	8.71	3.7		
194	1715	7.59	2.8		
230	1442	6.38	3.3		
285	1164	5.15	3.7		
74	4478	19.82	0.90		
82	4065	17.99	0.99		
95	3493	15.46	1.16		
109	3050	13.50	1.33		
128	2587	11.45	1.56		
147	2262	10.01	1.79	R 107	4
174	1912	8.46	2.1	RF107	4
182	1823	8.07	1.5		
215	1546	6.84	1.8		
246	1351	5.98	2.1		
291	1143	5.06	2.4		
432	801	3.40	1.39	RX 121	4
490	707	3.00	1.57	RXF121	4
568	610	2.59	1.82		
435	796	3.38	0.98		
479	723	3.07	1.08		
557	622	2.64	1.25	RX 101	4
639	542	2.30	1.44	RXF101	4
754	459	1.95	1.57		
860	403	1.71	1.65		
1021	339	1.44	1.79		
45kW					
23	17463	63.98	0.97		
25	15970	58.51	1.06		
29	13896	50.91	1.22		
33	12264	44.93	1.38		
38	10631	38.95	1.59		
43	9460	34.66	1.79	R 167	4
50	8153	29.87	2.08	RF167	4
61	6624	24.27	2.6		
72	5617	20.58	3.0		
79	5112	18.73	2.4		
91	4452	16.31	3.4		
102	3974	14.56	3.5		
28	14431	52.87	0.85		
32	12733	46.65	0.96		
37	10997	40.29	1.11		
42	9728	35.64	1.26		
49	8175	29.95	1.49		
61	6603	24.19	1.69	R 147	4
72	5579	20.44	2.0	RF147	4
82	4924	18.04	2.0		
95	4269	15.64	2.9		
106	3797	13.91	3.2		
123	3273	11.99	3.7		
204	1979	7.25	4.1		

输出转速 Output speed r/min	输出扭矩 Output torque Nm	传动比 Ratio i	使用系数 Service factor f_s	机型号 Type Type	极数 Pole p
45kW					
45	8983	32.91	0.84		
53	7596	27.83	0.99		
62	6551	24.00	1.15		
67	6046	22.15	1.24		
78	5197	19.04	1.45		
88	4586	16.80	1.64	R 137	4
102	3960	14.51	1.90	RF137	4
115	3502	12.83	2.1		
137	2945	10.79	2.6		
170	2377	8.71	3.1		
195	2072	7.59	2.3		
232	1741	6.38	2.8		
287	1406	5.15	3.1		
96	4220	15.46	0.96		
110	3685	13.50	1.10		
129	3125	11.45	1.29		
148	2732	10.01	1.48		
175	2309	8.46	1.75	R 107	4
183	2203	8.07	1.27	RF107	4
216	1867	6.84	1.50		
247	1632	5.98	1.71		
292	1381	5.06	2.0		
435	968	3.40	1.15		
493	854	3.00	1.30	RX 121	4
571	737	2.59	1.51	RXF121	4
646	652	2.29	1.70		
767	549	1.93	2.02		
438	962	3.38	0.81		
482	874	3.07	0.89		
561	751	2.64	1.04	RX 101	4
643	654	2.30	1.19	RXF101	4
759	555	1.95	1.30		
865	487	1.71	1.36		
1028	410	1.44	1.48		
55kW					
29	16984	50.91	1.00		
33	14989	44.93	1.13		
38	12984	38.95	1.30		
43	11563	34.66	1.46		
50	9963	29.87	1.70	R 167	4
61	8097	24.27	2.09	RF167	4
72	6866	20.58	2.50		
79	6248	18.73	1.96		
91	5441	16.31	2.76		
102	4857	14.56	2.90		
119	4140	12.41	4.09		
144	3429	10.28	4.66		
32	15563	46.65	0.8		
37	13441	40.29	0.91		
42	11890	34.64	1.03		
49	9991	29.95	1.22		
61	8070	24.19	1.39		
72	6819	20.44	1.65	R 147	4
82	6018	18.04	1.64	RF147	4
95	5218	15.64	2.3		
106	4640	13.91	2.6		
123	4000	11.99	3.1		
152	3249	9.74	3.8		
204	2419	7.25	3.4		
251	1965	5.89	4.1		

输出转速 Output speed r/min	输出扭矩 Output torque Nm	传动比 Ratio i	使用系数 Service factor f_s	机型号 Type Type	极数 Pole p
55kW					
78	6352	19.04	1.18		
88	5605	16.80	1.34		
102	4841	14.51	1.55		
115	4280	12.83	1.76	R 137	4
137	3600	10.79	2.1	RF137	4
170	2906	8.71	2.5		
195	2532	7.59	1.90		
232	2128	6.38	2.3		
287	1718	5.15	2.5		
415	1242	3.57	1.35	RX 151	4
479	1075	3.09	1.56	RXF151	4
75kW					
38	17719	38.95	0.95		
43	15767	34.66	1.07		
50	13588	29.87	1.25		
61	11041	24.27	1.53		
72	9362	20.58	1.81	R 167	4
79	8521	18.73	1.43	RF167	4
91	7420	16.31	2.03		
102	6624	14.56	2.13		
119	5646	12.41	3.0		
144	4677	10.28	3.4		
169	3990	8.77	4.0		
49	13625	29.95	0.90		
61	11004	24.19	1.11		
72	9298	20.44	1.21		
82	8207	18.04	1.20		
95	7115	15.64	1.72		
106	6328	13.91	1.87	R 147	4
123	5454	11.99	2.2	RF147	4
152	4431	9.74	2.8		
179	3758	8.26	3.3		
204	3298	7.25	2.5		
251	2679	5.89	3.0		
296	2275	5.00	3.6		
479	1466	3.09	1.15		
538	1304	2.75	1.29	RX 151	4
624	1124	2.37	1.49	RXF151	4
767	915	1.93	1.84		
767	915	1.93	1.21	RX 121	4
949	740	1.56	1.50	RXF121	4
90kW					
43	18921	34.66	0.89		
50	16306	29.87	1.04		
61	13249	24.27	1.28		
72	11235	20.58	1.51		
79	10225	18.73	1.20	R 167	4
91	8904	16.31	1.69	RF167	4
102	7948	14.56	1.77		
119	6775	12.41	2.5		
144	5612	10.28	2.8		
169	4788	8.77	3.3		

输出转速 Output speed r/min	输出扭矩 Output torque Nm	传动比 Ratio i	使用系数 Service factor f_B	机型号 Type Type	极数 Pole p
90kW					
72	11158	20.44	1.01		
82	9848	18.04	1.00		
95	8538	15.64	1.43		
106	7593	13.91	1.56	R 147	4
123	6545	11.99	1.87	RF147	4
156	5170	9.47	2.4		
179	4509	8.26	2.7		
204	3958	7.25	2.1		
251	3215	5.89	2.5		
296	2729	5.00	3.0		
542	1555	2.75	1.08	RX 151	4
629	1340	2.37	1.25	RXF151	4
772	1091	1.93	1.54		
955	882	1.56	1.26	RX 121	4
				RXF121	4
110kW					
61	16193	24.27	1.04		
72	13731	20.58	1.23		
91	10882	16.31	1.38	R 167	4
102	9715	14.56	1.45	RF167	4
119	8280	12.41	2.04		
144	6859	10.28	2.3		
169	5851	8.77	2.7		
629	1638	2.37	1.03	RX 151	4
772	1334	1.93	1.26	RXF151	4
914	1126	1.63	1.49		
132kW					
72	16477	20.58	1.03		
91	13059	16.31	1.15		
102	11657	14.56	1.21	R 167	4
119	9936	12.41	1.70	RF167	4
144	8231	10.28	1.94		
169	7022	8.77	2.28		
914	1351	1.63	1.24	RX 151	4
				RXF151	4
160kW					
120	11963	12.41	1.41	R 167	4
145	9910	10.28	1.61	RF167	4
170	8454	8.77	1.89		

Mamax Permissible torque Nm	输出转速 Output speed r/min	传动比 Ratio i	机型号 Type Type	功率 Power kW/4p
130	8.5	164	R 27RF17 RF27RF17	0.18
	8.9	156		
	10	135		
	12	118		
	13	104		0.25
	15	90		
200	4.8	289	R 37RF17 RF37RF17	0.18
	5.7	243		
	6.2	226		
	7.5	185		
	8.5	164		0.25
	8.9	156		
	10	135		
	11	127		
	13	104		0.37
	15	90		
300	3.2	429	R 47RF37 RF47RF37	0.18
	3.7	372		
	4.0	348		
	4.6	301		
	5.5	255		0.25
	6.1	228		
450	2.1	678	R 57RF37 RF57RF37	0.18
	2.4	589		
	2.6	537		
	3.0	471		
	3.9	357		0.25
	4.4	319		
	5.2	267		0.37
	5.8	241		
600	1.9	730	R 67RF37 RF67RF37	0.18
	2.4	571		
	2.9	486		0.25
	1.7	836		0.18
	1.9	750		
	2.2	630		
	2.5	561		
	2.8	495		0.25
	3.2	438		
	3.6	388		
	4.1	336		0.37
	4.8	287		
820	1.2	1124	R 77RF37 RF77RF37	0.18
	1.3	1047		
	1.5	915		
	1.6	858		
	1.8	757		
	2.1	671		0.25
	2.4	571		
	2.5	547		
	2.9	477		0.37
	3.3	426		
	3.8	364		
	4.5	312		0.55
	4.5	310		
	5.6	248		
1550	0.71	1955	R 87RF57 RF87RF57	0.18
	0.65	2129		0.18
	0.72	1930		
	0.80	1733		
	0.93	1489		

Mamax Permissible torque Nm	输出转速 Output speed r/min	传动比 Ratio i	机型号 Type Type	功率 Power kW/4p
1550	1.0	1395	R 87RF57 RF87RF57	0.25
	1.1	1232		
	1.2	1145		
	1.3	1037		
	1.7	802		0.37
	1.8	754		
	0.80	1737		0.18
	0.91	1524		
	1.1	1303		0.25
	1.4	1008		0.55
	1.6	883		0.37
	2.0	683		0.55
	2.3	599		
	3.5	396		0.75
	4.0	351		
	4.6	305		1.1
	5.2	267		
	2.6	538		0.55
	2.9	472		
	3.5	400		0.75
	3.9	361		
	4.7	300		1.1
	5.5	256		
3000	0.35	4004	R 97RF57 RF97RF57	0.18
	0.40	3481		
	0.32	4309		0.18
	0.38	3702		
	0.46	3019		
	0.52	2668		0.25
	0.62	2245		
	0.69	2016		
	0.80	1733		0.37
	0.86	1623		
	0.97	1434		
	1.2	1207		0.55
	1.3	1084		
	1.5	934		
	1.6	878		
	2	755		0.75
	0.76	1823		0.37
	0.88	1583		
	1.00	1396		
	1.1	1228		0.55
	1.3	1068		
	1.5	937		
	1.7	824		0.75
	1.9	737		
	2.2	631		1.1
	2.5	560		
	2.9	484		
	3.2	430		1.5
	3.7	379		
	4.1	336		
	4.7	296		2.2
	5.6	249		
	5.9	234		
	2.2	625		1.1
	2.5	549		
	5.1	270		2.2
	6.1	227		

表上所配动率均有超载，按实际条件确定的转矩不得大于减速机额定转矩。 The power are all overload in the table. The decided torque according to operating condition should not more than gear units' nominal torque.

R SERIES

Mamax Permissible torque Nm	输出转速 Output speed r/min	传动比 Ratio i	机型号 Type	功率 Power kW/4p
4300	0.21	6690	R 107RF77 RF107RF77	0.18
	0.24	5735		
	0.27	5127		0.18
	0.32	4302		
	0.36	3847		0.25
	0.46	3015		
	0.36	3870		0.18
	0.42	3302		0.25
	0.46	2997		
	0.53	2621		0.37
	0.62	2252		
	0.68	2041		
	0.83	1673		0.55
	0.91	1531		
	1.00	1390		
	1.2	1194		0.75
	1.3	1043		
	1.6	888		1.1
	1.7	787		
	2.0	692		
	2.3	605		1.5
	2.7	510		
	0.71	1971		0.37
	0.77	1813		0.55
	0.88	1587		
	1.00	1389		
	1.14	1216		0.75
	1.27	1095		
	1.50	927		
	1.71	812		1.1
	2.3	598		1.5
	2.6	530		
	2.9	479		
	3.5	406		2.2
	4.0	357		
	4.6	313		
	5.2	277		3
	5.8	245		
	6.9	208		4
	7.9	181		
	3.1	463		1.5
	3.4	420		2.2
	3.8	373		
	4.5	321		
	5.1	281		3
	5.7	253		
	6.6	217		4
	7.5	191		
	8.6	167		
8000	0.12	11712	R 137RF77 RF137RF77	0.18
	0.13	10573		
	0.16	8784		
	0.19	7479		0.25
	0.22	6412		
	0.24	5834		
	0.28	5001		0.37
	0.32	4364		
	0.35	3928		

Mamax Permissible torque Nm	输出转速 Output speed r/min	传动比 Ratio i	机型号 Type	功率 Power kW/4p
8000	0.41	3377	R 137RF77 RF137RF77	0.55
	0.48	2926		
	0.30	4709		0.37
	0.35	4018		
	0.40	3514		0.55
	0.42	3338		
	0.47	2929		
	0.56	2484		
	0.62	2242		0.75
	0.75	1863		
	0.88	1586		1.1
	1.0	1360		
	1.1	1228		
	1.3	1080		1.5
	1.4	1020		
	1.6	869		
	2.1	684		2.2
	2.3	609		
	0.52	2658		0.55
	0.58	2412		
	0.67	2073		0.75
	0.76	1839		
	0.88	1598		1.1
	1.0	1397		
	1.1	1226		
	1.3	1090		1.5
	1.5	951		
	1.7	831		2.2
	2.0	730		
	2.3	629		
	2.6	549		3
	2.9	490		
	3.4	428		4
	3.8	374		
	4.5	317		5.5
	5.0	286		
	5.8	250		
	2.6	564		3
	2.8	517		
	3.2	453		
	3.8	376		4
	4.2	339		
	4.8	297		5.5
13000	0.08	18210	R 147RF77 RF147RF77	0.18
	0.09	15923		
	0.10	14075		
	0.12	12344		0.25
	0.13	11143		
	0.15	9743		
	0.17	8443		0.37
	0.20	7307		
	0.22	6447		
	0.26	5568		0.55
	0.30	4815		
	0.33	4325		
	0.39	3669		0.75
	0.44	3228		
	0.50	2833		

表上所配动率均有超载，按实际条件确定的转矩不得大于减速机额定转矩。 The power are all overload in the table. The decided torque according to operating condition should not more than gear units' nominal torque.

Mamax Permissible torque Nm	输出转速 Output speed r/min	传动比 Ratio i	机型号 Type	功率 Power kW/4p
13000	0.56	2555	R 147RF77 RF147RF77	1.1
	0.65	2211		
	0.73	1951		
	0.84	1705		1.5
	0.93	1536		
	1.1	1329		2.2
	1.2	1166		
	1.4	1029		
	1.6	889		3
	1.8	784		
	2.1	695		4
	2.4	607		
	2.6	547		
	3.0	480		5.5
	2.7	540	R 147RF87 RF147RF87	4
	3.1	462		5.5
	3.3	432		
	3.9	373		7.5
	4.4	330		
	6.8	216		11
18000	0.05	27001	R 167RF97 RF167RF97	0.55
	0.06	22482		
	0.07	20002		
	0.08	17361		
	0.09	15446		
	0.10	14051		
	0.12	11812		
	0.13	10509		
	0.14	9754		
	0.18	7749		1.1
	0.20	6894		
	0.23	6069		0.55
	0.26	5399		0.75
	0.30	4709		
	0.33	4182		
	0.37	3739		1.1
	0.54	2657		1.5
	0.61	2333		
	0.69	2085		
	0.76	1877		2.2
	0.86	1670		
	0.98	1456		
	1.1	1296		3
	1.3	1137		
	1.4	1012		
	1.7	872		4
	1.9	770		
	2.2	664		5.5
	2.5	578		
	2.8	510		7.5
	3.3	438		
	3.8	380		7.5
	4.3	338		
	4.8	307		11
	5.2	282		

Mamax Permissible torque Nm	输出转速 Output speed r/min	传动比 Ratio i	机型号 Type	功率 Power kW/4p
	4.9	295	R 167RF107 RF167RF107	11
	5.2	281		
	6.1	238		15
	7.0	208		
	5.1	287		11
	5.6	260		15
	6.5	224		
	7.5	195		

表上所配动率均有超载，按实际条件确定的转矩不得大于减速机额定转矩。 The power are all overload in the table. The decided torque according to operating condition should not more than gear units' nominal torque.

RX31

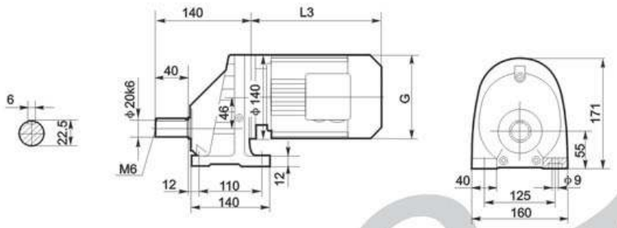

RXF31

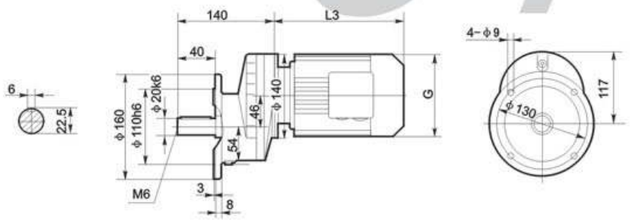

X...S31

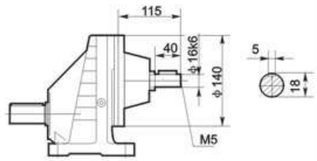

电机需方配时或配特殊电机时需加联接法兰
When equipping the user's motor or the special one, the flange is required to connected.

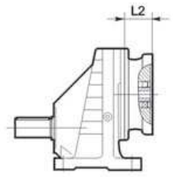

注：其余尺寸见相应的结构形式
Note:For other values please refer to the oppsited structure

Y2电机机座号 Motor size	63	71	80	90S
功率/4P Power/(kW)	0.18	0.25 0.37	0.55 0.75	1.1
L3	223	244	293	304
G	130	145	175	195
L2	85	85	127	127

注： “RX...” 表示RX、RXF
Note: “RX...” mean RX、RXF

RX51

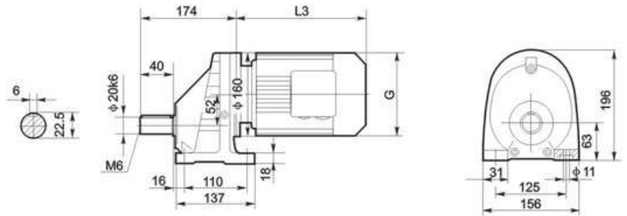

RXF51

φ140

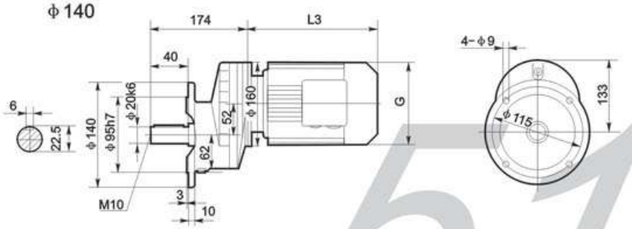

φ160

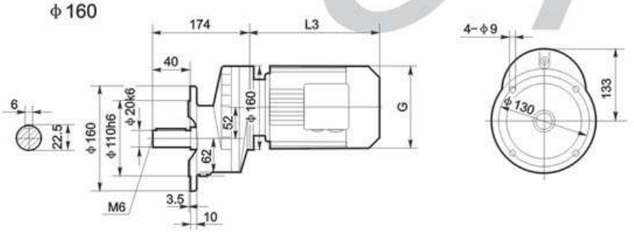

φ200

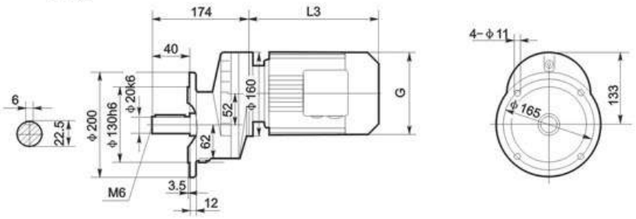

RX..S51

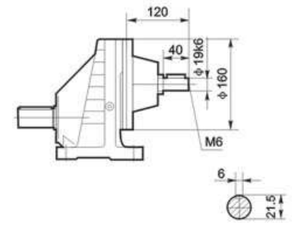

电机需方配时或配特殊电机时需加联接法兰
When equipping the user's motor or the special one, the flange is required to connected.

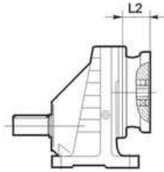

注：其余尺寸见相应的结构形式
Note:For other values please refer to the oppsited structure

Y2电机机座号 Motor size	63	71	80	90S	90L	100	112M	132S		
功率/4P Power/(kW)	0.18	0.25 0.37	0.55 0.75	1.1	1.5	2.2 3.0	4.0	5.5		
L3	223	244	293	304	329	357	383	428		
G	130	145	175	195	195	215	240	275		
L2	85	85	127	127	127	132	132	160		

注： “RX...” 表示RX、RXF Note: “RX...” mean RX、RXF

RX61

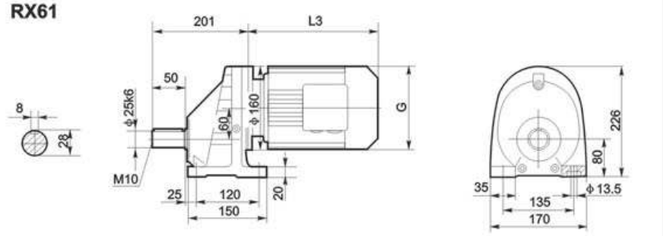

RXF61

φ160

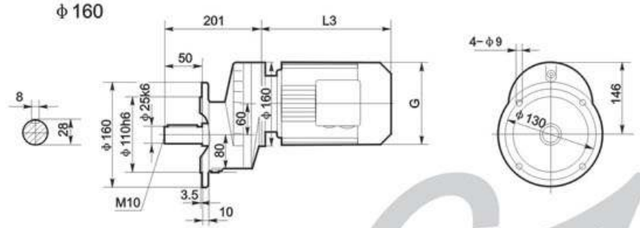

φ200

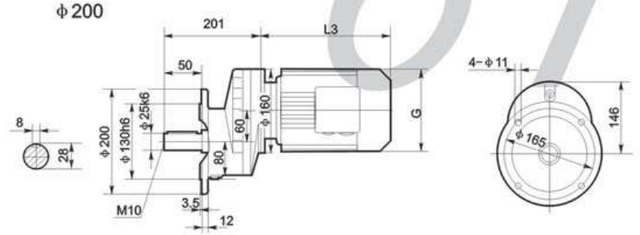

φ250

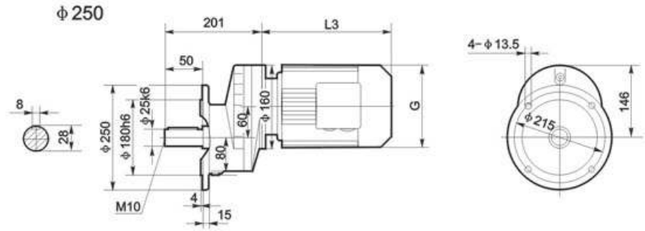

RX...S61

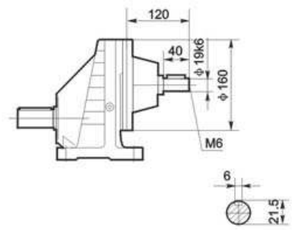

电机需方配时或配特殊电机时需加联接法兰
When equipping the user’s motor or the special one, the flange is required to connected.

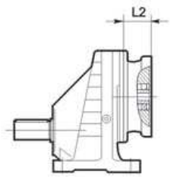

注：其余尺寸见相应的结构形式
Note:For other values please refer to the oppsited structure

Y2电机机座号 Motor size	63	71	80	90S	90L	100	112M	132S	132M	
功率/4P Power/(kW)	0.18	0.25 0.37	0.55 0.75	1.1	1.5	2.2 3.0	4.0	5.5	7.5	
L3	223	244	293	304	329	357	383	428	461	
G	130	145	175	195	195	215	240	275	275	
L2	85	85	127	127	127	132	132	160	160	

注： “RX...” 表示RX、RXF Note: “RX...” mean RX、RXF

RX71

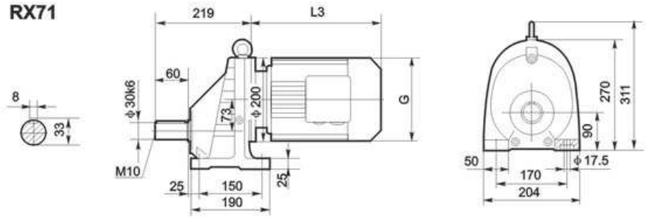

RXF71

φ200

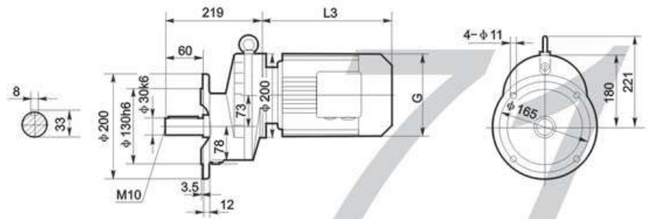

φ250

RX...S71

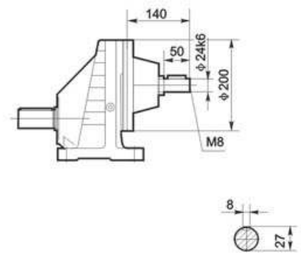

电机需方配时或配特殊电机时需加联接法兰
When equipping the user’s motor or the special one, the flange is required to connected.

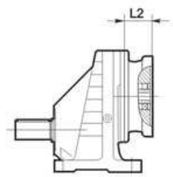

注：其余尺寸见相应的结构形式
Note:For other values please refer to the oppsited structure

Y2电机机座号 Motor size	90S	90L	100	112M	132S	132M	160M	
功率/4P Power/(kW)	1.1	1.5	2.2 3.0	4.0	5.5	7.5	11	
L3	297	322	354	391	430	463	555	
G	195	195	215	240	275	275	330	
L2	127	127	132	132	180	180	190	

注： “RX...” 表示RX、RXF
Note: “RX...” mean RX、RXF

RX81

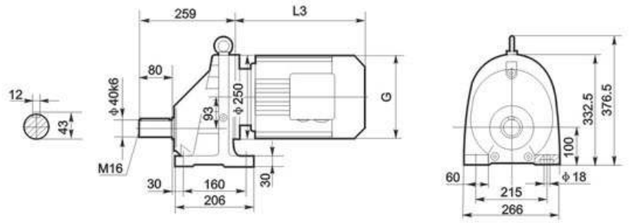

RX...S81

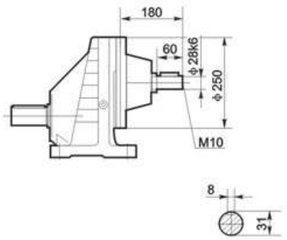

RF81

φ250

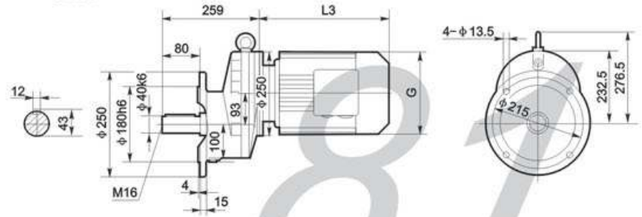

φ300

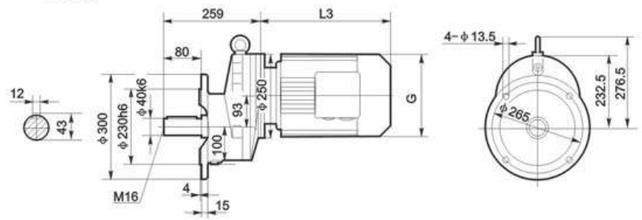

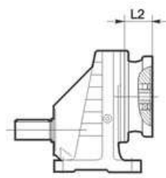

电机需方配时或配特殊电机时需加联接法兰
When equipping the user’s motor or the special one, the flange is required to connected.

注：其余尺寸见相应的结构形式
Note:For other values please refer to the oppsited structure

Y2电机机座号 Motor size	100	112M	132S	132M	160M	160L	180M	180L	
功率/4P Power/(kW)	3.0	4.0	5.5	7.5	11	15	18.5	22	
L3	351	371	417	450	538	583	612	652	
G	215	240	275	275	330	330	380	380	
L2	132	132	180	180	190	190	190	190	

注：“RX...”表示RX、RXF
Note:“RX...”mean RX、RXF

RX91

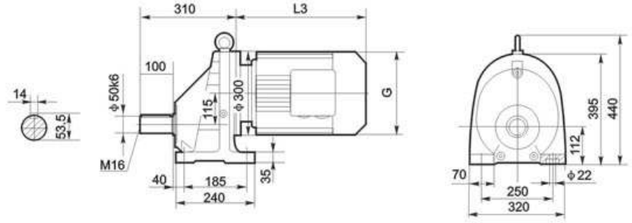

RX...S91

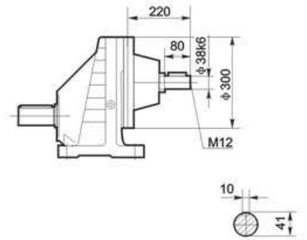

RF91

φ300

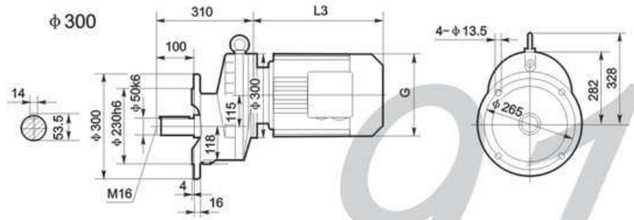

φ350

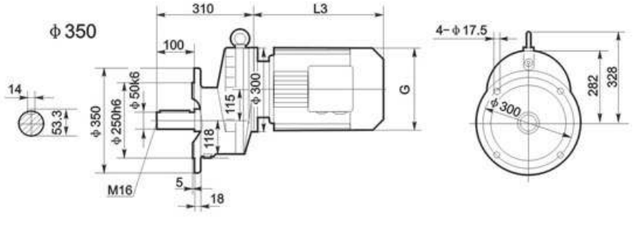

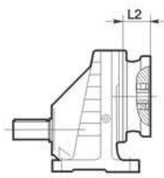

电机需方配时或配特殊电机时需加联接法兰
When equipping the user’s motor or the special one, the flange is required to connected.

注：其余尺寸见相应的结构形式
Note:For other values please refer to the oppsited structure

Y2电机机座号 Motor size	132S	132M	160M	160L	180M	180L	200	
功率/4P Power/(kW)	5.5	7.5	11	15	18.5	22	30	
L3	411	444	529	574	593	633	670	
G	275	275	330	330	380	380	420	
L2	180	180	190	190	190	190	190	

注：“RX...”表示RX、RXF
Note:“RX...”mean RX、RXF

RX101

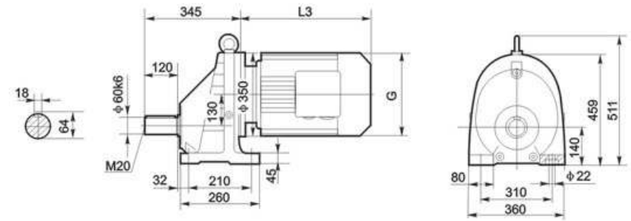

RXF101

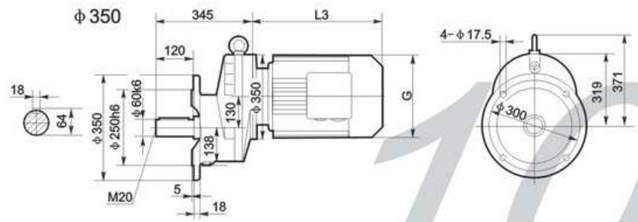

φ450

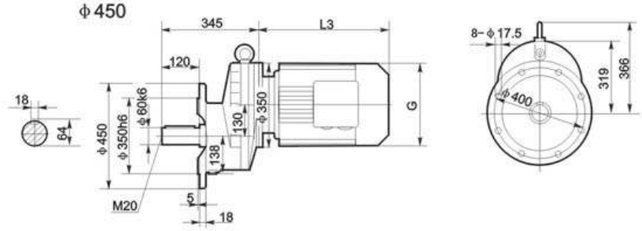

RX..S108

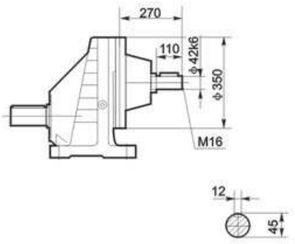

电机需方配时或配特殊电机时需加联接法兰
When equipping the user’s motor or the special one, the flange is required to connected.

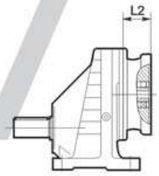

注：其余尺寸见相应的结构形式
Note:For other values please refer to the oppsited structure

Y2电机机座号 Motor size	132M	160M	160L	180M	180L	200	225S	225M
功率/4P Power/(kW)	7.5	11	15	18.5	22	30	37	45
L3	430	518	563	593	633	684	684	709
G	275	330	330	380	380	470	470	470
L2	180	190	190	190	190	220	225	225

注： “RX...” 表示RX、RXF
Note: “RX...” mean RX、RXF

RX121

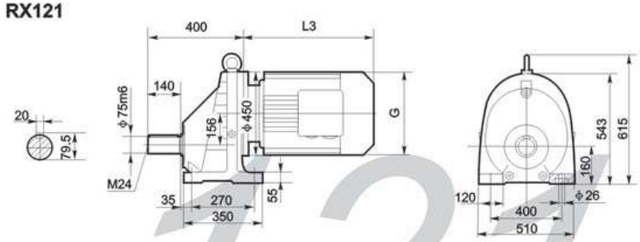

RXF121

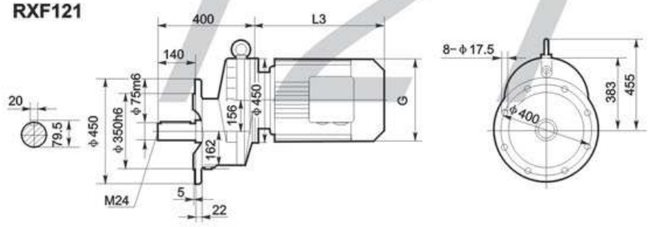

RX...S121

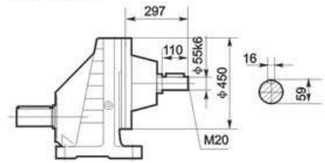

电机需方配时或配特殊电机时需加联接法兰
When equipping the user’s motor or the special one, the flange is required to connected.

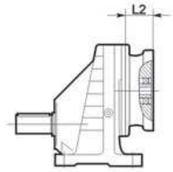

注：其余尺寸见相应的结构形式
Note:For other values please refer to the oppsited structure

电机机座号 Motor size	132M	160M	160L	180M	180L	200	225S	225M	250	280S	280M
功率/4P Power/(kW)	7.5	11	15	18.5	22	30	37	45	55	75	90
L3	429	490	535	593	633	658	678	703	784	845	845
G	275	330	330	380	380	420	470	470	510	580	580
L2	180	190	190	190	190	190	220	225	285	280	280

RX151

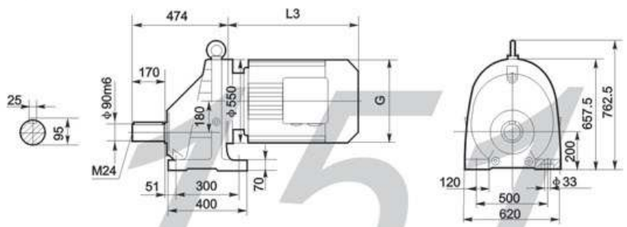

RXF151

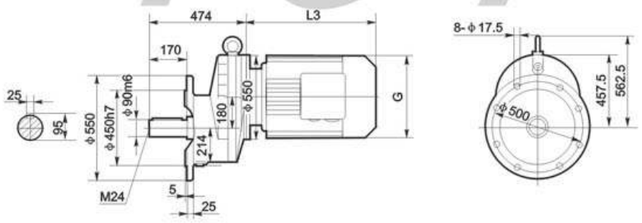

RX...S151

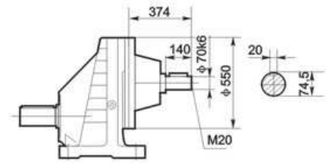

电机需方配时或配特殊电机时需加联接法兰
When equipping the user’s motor or the special one, the flange is required to connected.

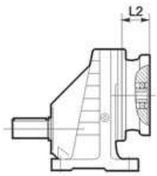

注：其余尺寸见相应的结构形式
Note:For other values please refer to the oppsited structure

Y2电机机座号 Motor size	160M	160L	180M	180L	200	225S	225M	250	280S	280M	315S	315M
功率/4P Power/(kW)	11	15	18.5	22	30	37	45	55	75	90	110	132
L3	492	537	593	633	646	673	698	779	845	845	1100	1130
G	330	330	380	380	420	470	470	510	580	580	645	645
L2	190	190	190	190	190	220	225	225	280	280	按联接需要According to the connection requirements	

注： “RX..” 表示RX、 Note: “RX...” mean RX、RXF

R17

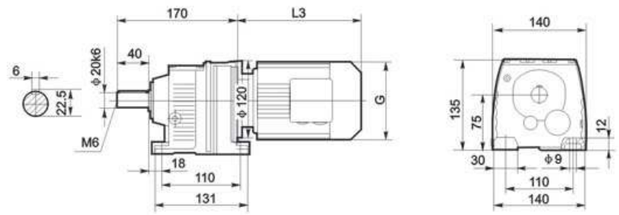

电机需方配时或配特殊电机时需加联接法兰
When equipping the user’s motor or the special one, the flange is required to connected.

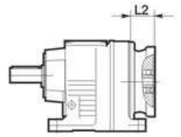

注：其余尺寸见相应的结构形式
Note:For other values please refer to the oppsited structure

RF17

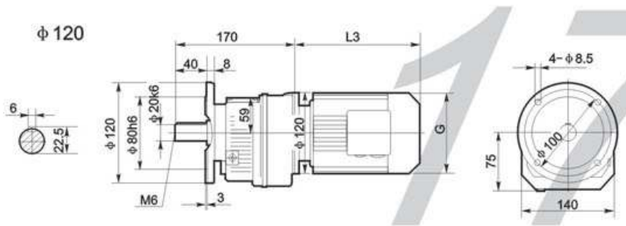

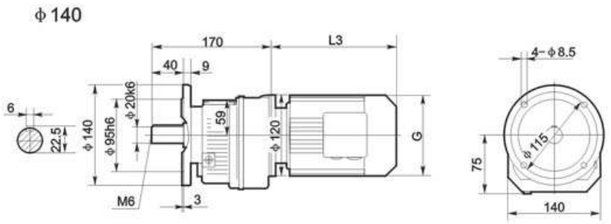

Y2电机机座号 Motor size	63	71		80						
功率/4P Power/(kW)	0.18	0.25	0.37	0.55	0.75					
L3	235	250		293						
G	130	145		175						
L2	127	127		127						

注： “R..” 表示R、RF
Note: “R..” mean R、RF

R27

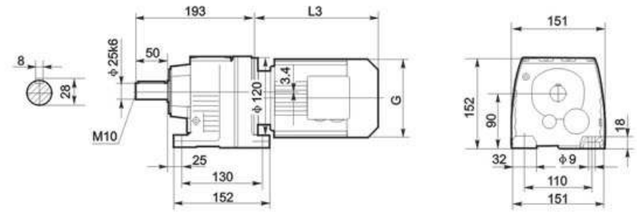

电机需方配时或配特殊电机时需加联接法兰
When equipping the user’s motor or the special one, the flange is required to connected.

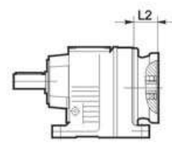

RF27

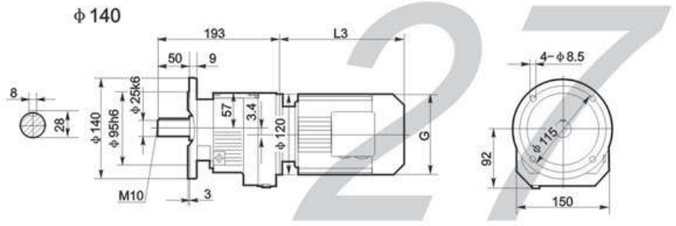

R..S27

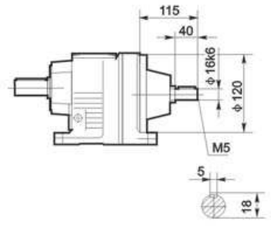

R..27RF17

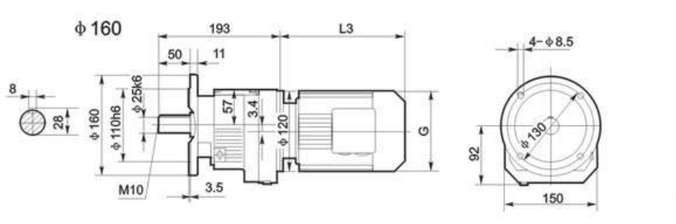

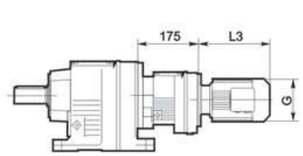

注：其余尺寸见相应的结构形式
Note:For other values please refer to the oppsited structure

Y2电机机座号 Motor size	63	71		80		90S	90L	100						
功率/4P Power/(kW)	0.18	0.25	0.37	0.55	0.75	1.1	1.5	2.2	3.0					
L3	235	250		293		308	333	347						
G	130	145		175		195	195	215						
L2	85	85		127		127	127	132						

注： “R..” 表示R、RF　Note: “R...” mean R、RF

R37

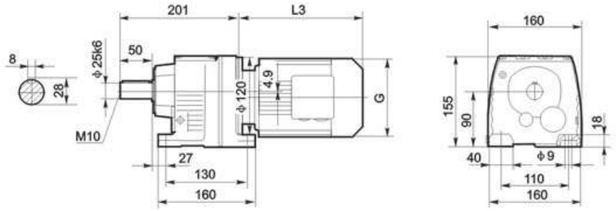

RF37

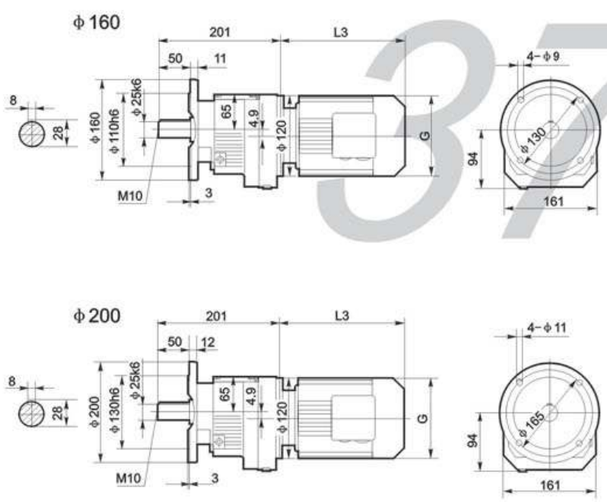

电机需方配时或配特殊电机时需加联接法兰
When equipping the user’s motor or the special one, the flange is required to connected.

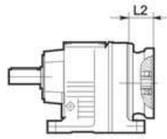

R..S37

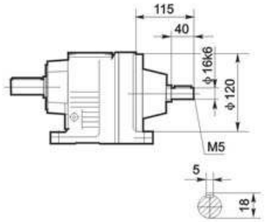

R..37RF17

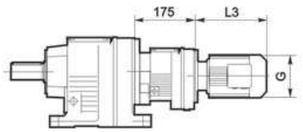

注：其余尺寸见相应的结构形式
Note:For other values please refer to the oppsited structure

Y2电机机座号 Motor size	63	71	80	90S	90L	100L				
功率/4P Power/(kW)	0.18	0.25 0.37	0.55 0.75	1.1	1.5	2.2 3.0				
L3	235	250	293	308	333	347				
G	130	145	175	195	195	215				
L2	85	85	127	127	127	132				

注： “R..” 表示RX、RF　　Note: “R...” mean R、RF

R47

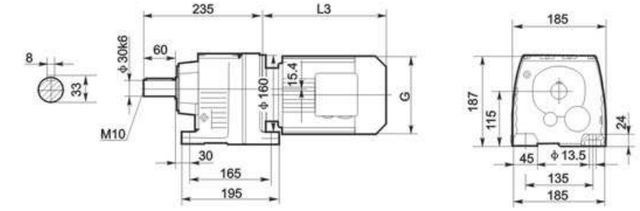

RF47

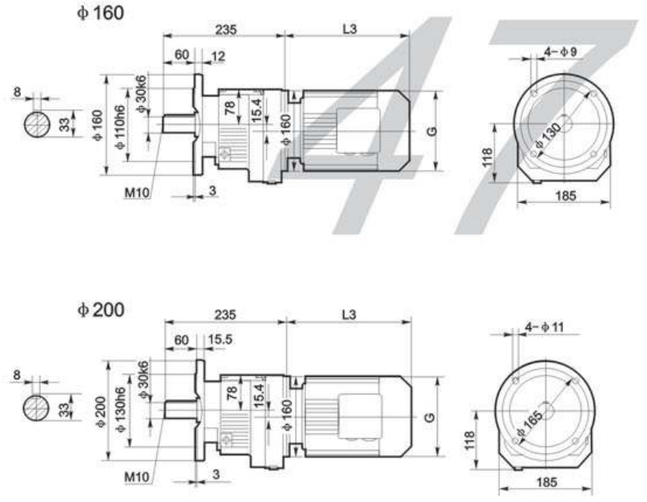

电机需方配时或配特殊电机时需加联接法兰
When equipping the user’s motor or the special one, the flange is required to connected.

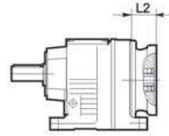

R..S47

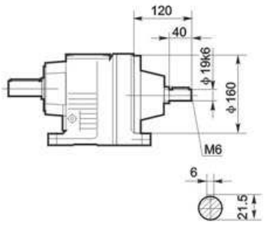

R..47RF37

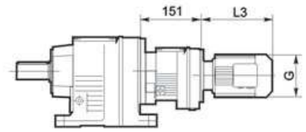

注：其余尺寸见相应的结构形式
Note:For other values please refer to the oppsited structure

Y2电机机座号 Motor size	63	71	80	90S	90L	100	112M	132S		
功率/4P Power/(kW)	0.18	0.25 0.37	0.55 0.75	1.1	1.5	2.2 3.0	4.0	5.5		
L3	223	244	293	304	329	357	383	428		
G	130	145	175	195	195	215	240	275		
L2	85	85	127	127	127	132	132	160		

注： “R..” 表示R、RF　　Note: “R...” mean R、RF

R57

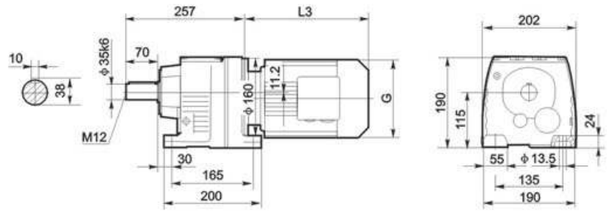

电机需方配时或配特殊电机时需加联接法兰
When equipping the user’s motor or the special one, the flange is required to connected.

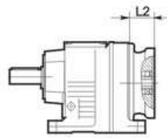

RF57

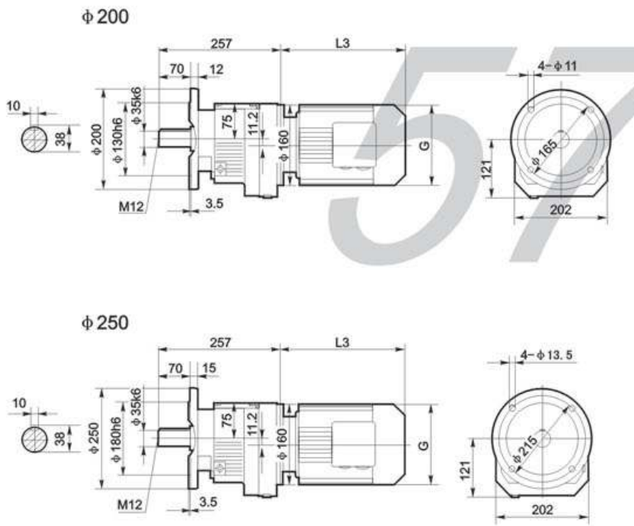

R..S57

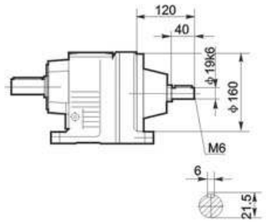

R..57RF37

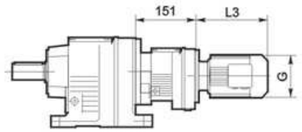

注：其余尺寸见相应的结构形式
Note:For other values please refer to the oppsited structure

Y2电机机座号 Motor size	63	71	80	90S	90L	100L	112M	132S	132SM	
功率/4P Power/(kW)	0.18	0.25 0.37	0.55 0.75	1.1	1.5	2.2 3.0	4.0	5.5	7.5	
L3	223	244	293	304	329	357	383	428	461	
G	130	145	175	195	195	215	240	275	275	
L2	85	85	127	127	127	132	132	160	160	

注： “R..” 表示R、RF　　Note: “R...” mean R、RF

R67

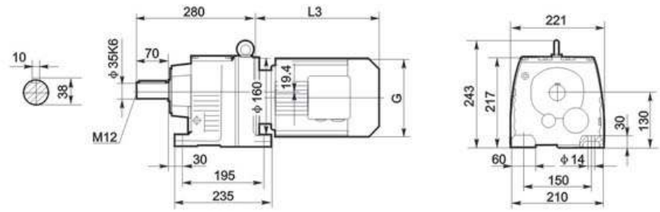

电机需方配时或配特殊电机时需加联接法兰
When equipping the user’s motor or the special one, the flange is required to connected.

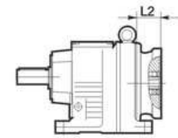

RF67

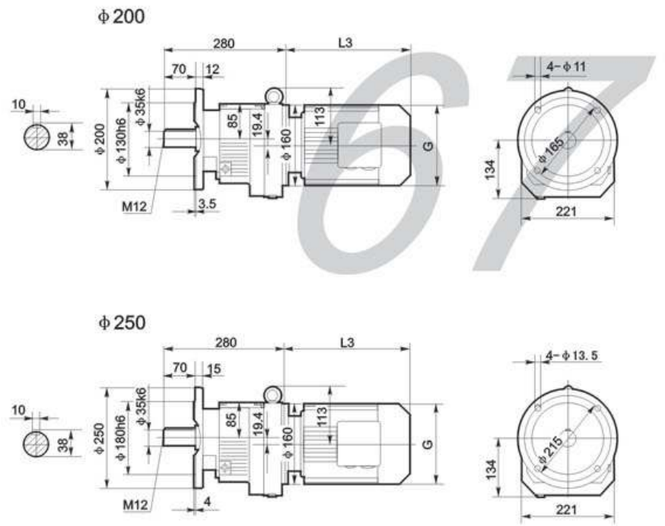

R..S67

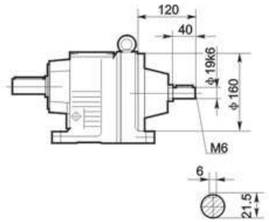

R..67RF37

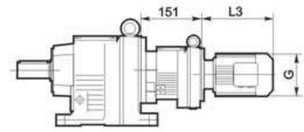

RM67

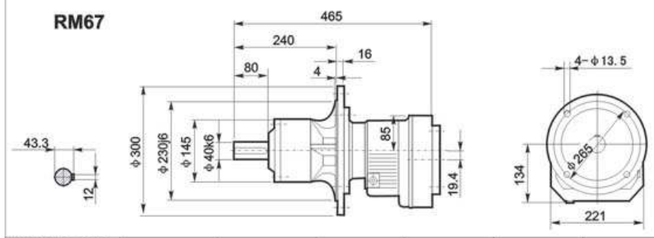

注：其余尺寸见相应的结构形式
Note:For other values please refer to the oppsited structure

Y2电机机座号 Motor size	63	71	80	90S	90L	100	112M	132S	132M	
功率/4P Power/(kW)	0.18	0.25 0.37	0.55 0.75	1.1	1.5	2.2 3.0	4.0	5.5	7.5	
L3	223	244	293	304	329	357	383	428	461	
G	130	145	175	195	195	215	240	275	275	
L2	85	85	127	127	127	127	132	160	160	

注： “R..” 表示R、RF　　Note: “R...” mean R、RF

R77

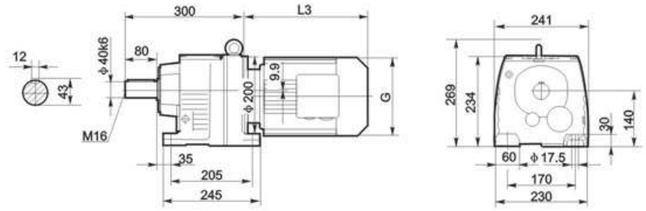

电机需方配时或配特殊电机时需加联接法兰
When equipping the user's motor or the special one, the flange is required to connected.

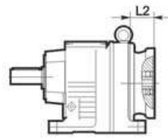

RF77

φ250

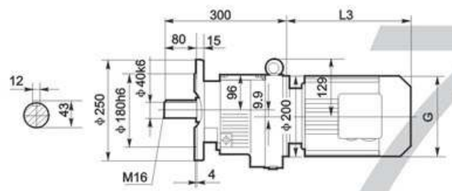

R..S77

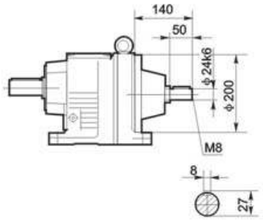

R..77RF37

φ300

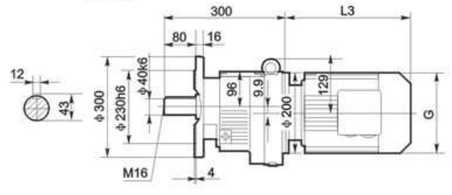

RM77

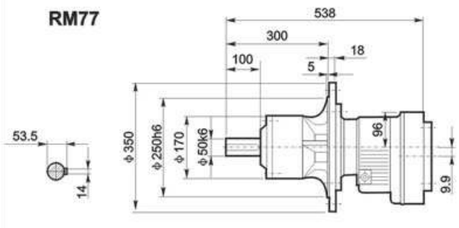

注：其余尺寸见相应的结构形式
Note:For other values please refer to the oppsited structure

Y2电机机座号 Motor size	63	71	80	90S	90L	100L	112M	132S	132M	160M
功率/4P Power/(kW)	0.18	0.25 0.37	0.55 0.75	1.1	1.5	2.2 3.0	4.0	5.5	7.5	11
L3	223	237	292	297	322	354	391	430	463	555
G	130	145	175	195	195	215	240	275	275	330
L2	85	85	127	127	127	132	132	180	180	190

注： "R..." 表示R、RF　　Note: "R..." mean R、RF

R87

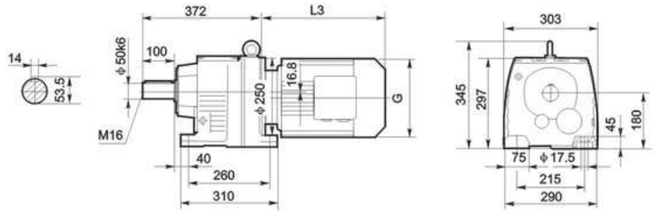

电机需方配时或配特殊电机时需加联接法兰
When equipping the user's motor or the special one, the flange is required to connected.

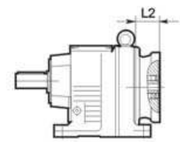

RF87

φ300

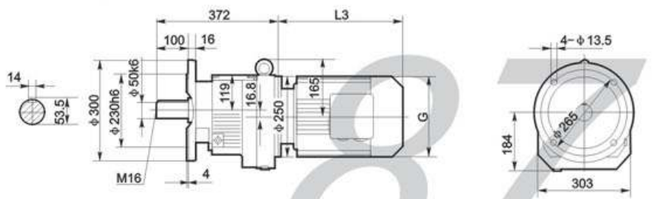

R...S87

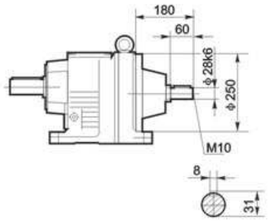

R...87RF57

φ350

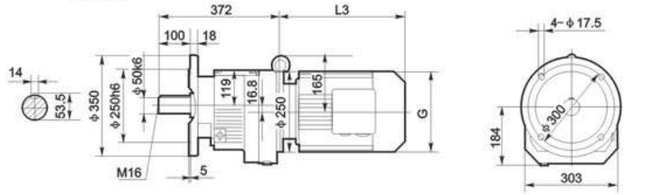

RM87

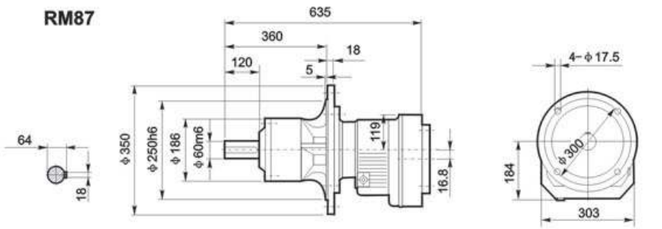

注：其余尺寸见相应的结构形式
Note:For other values please refer to the oppsited structure

Y2电机机座号 Motor size	80	90S	90L	100	112M	132S	132M	160M	160L	180M	180L
功率/4P Power/(kW)	0.55 0.75	1.1	1.5	2.2 3.0	4.0	5.5	7.5	11	15	18.5	22
L3	261	284	309	351	371	417	450	538	583	612	633
G	175	195	195	215	240	275	275	330	330	380	380
L2	127	127	127	132	132	180	180	190	190	190	190

注： "R..." 表示R、RF　　Note: "R..." mean R、RF

R97

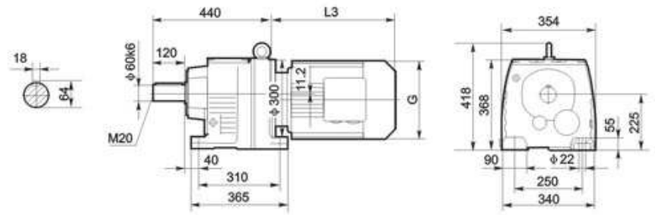

电机需方配时或配特殊电机时需加联接法兰
When equipping the user's motor or the special one, the flange is required to connected.

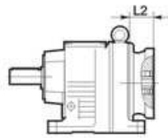

RF97

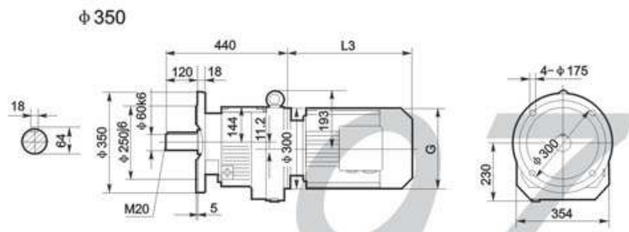

R...S97

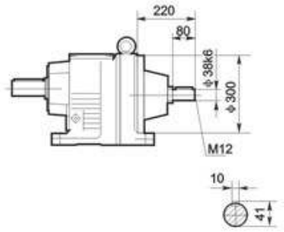

R...97RF57

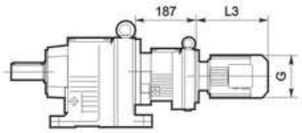

RM97

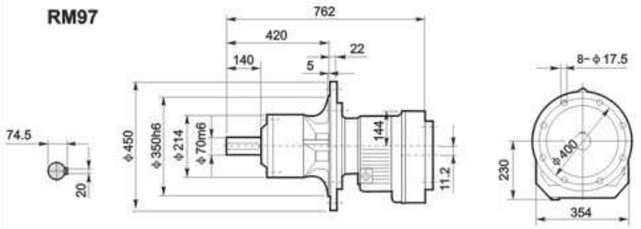

注：其余尺寸见相应的结构形式
Note:For other values please refer to the oppsited structure

Y2电机机座号 Motor size	80		90S	90L	100		112M	132S	132M	160M	160L	180M	180L	200
功率/4P Power/(kW)	0.55	0.75	1.1	1.5	2.2	3.0	4.0	5.5	7.5	11	15	18.5	22	30
L3	261		276	301	322		342	411	444	529	574	593	633	670
G	175		195	195	215		240	275	275	330	330	380	380	420
L2	127		127	127	127		132	180	180	190	190	190	190	220

注： "R..." 表示R、RF　　Note: "R..." mean R、RF

R107

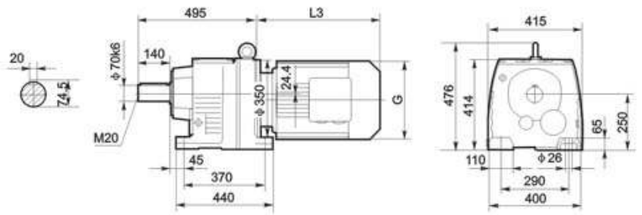

电机需方配时或配特殊电机时需加联接法兰
When equipping the user's motor or the special one, the flange is required to connected.

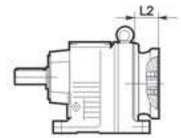

RF107

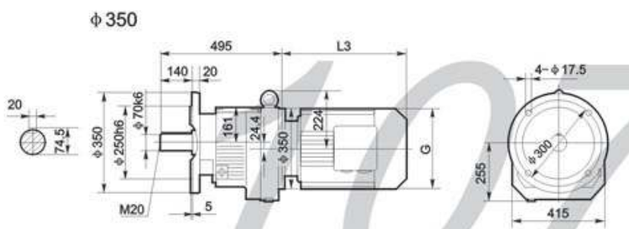

R...S107

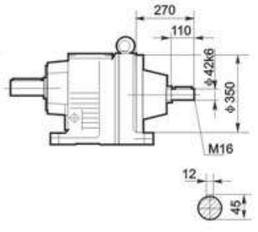

R...107RF77

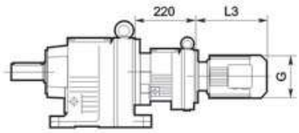

RM107

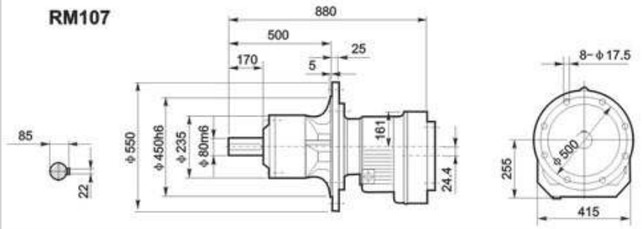

注：其余尺寸见相应的结构形式
Note:For other values please refer to the oppsited structure

Y2电机机座号 Motor size	100		112M	132S	132M	160M	160L	180M	180L	200	225S	225M
功率/4P Power/(kW)	2.2	3.0	4.0	5.5	7.5	11	15	18.5	22	30	37	45
L3	325		342	397	430	518	563	593	633	670	684	709
G	215		240	275	275	330	330	380	380	420	470	470
L2	132		132	180	180	190	190	190	190	220	225	225

注： "R..." 表示R、RF　　Note: "R..." mean R、RF

R137

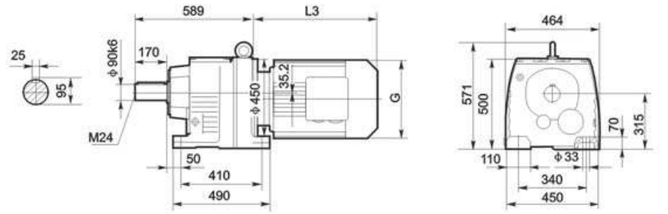

电机需方配时或配特殊电机时需加联接法兰
When equipping the user’s motor or the special one, the flange is required to connected.

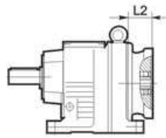

RF137

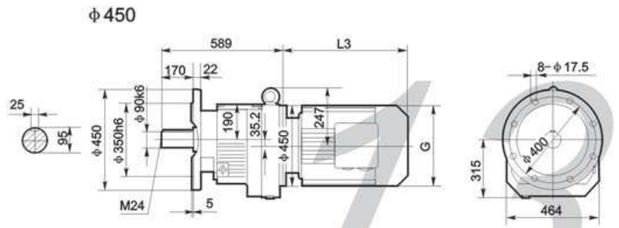

R...S137

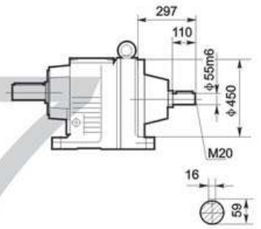

R..137RF77

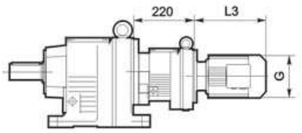

RM137

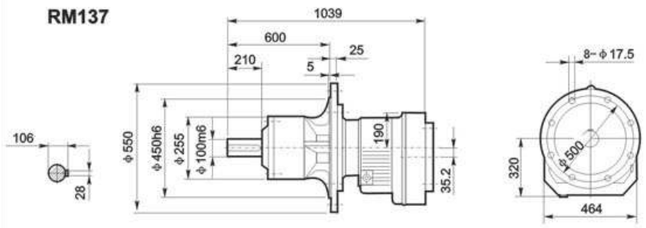

注：其余尺寸见相应的结构形式
Note:For other values please refer to the oppsited structure

Y2电机机座号 Motor size	132S	132M	160M	160L	180M	180L	200	225S	225M	250	
功率/4P Power/(kW)	5.5	7.5	11	15	18.5	22	30	37	45	55	
L3	396	429	518	563	593	633	658	684	709	784	
G	275	275	330	330	380	380	420	470	470	510	
L2	180	180	190	190	190	190	220	225	225	280	

注： “R...” 表示R、RF　　Note: “R...” mean R、RF

R147

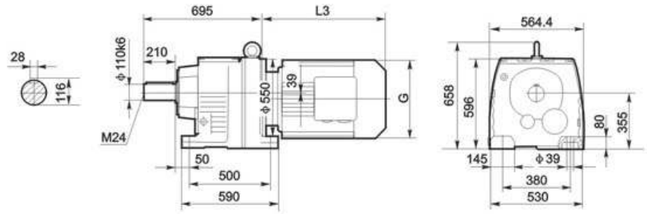

电机需方配时或配特殊电机时需加联接法兰
When equipping the user’s motor or the special one, the flange is required to connected.

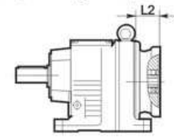

RF147

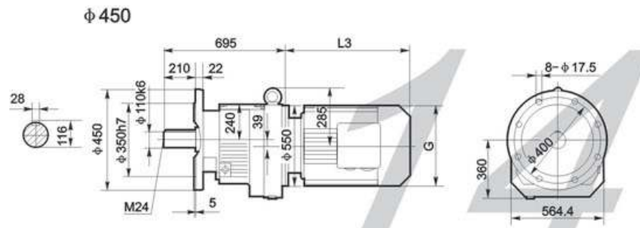

R..S147

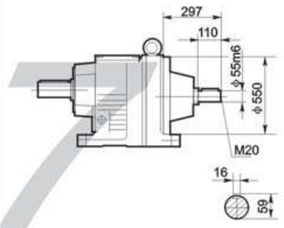

R...147RF87(RF77)

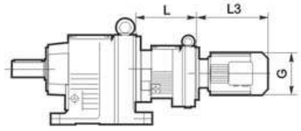

	R..147RF77组合	R..147RF87组合
L	220	272

RM147

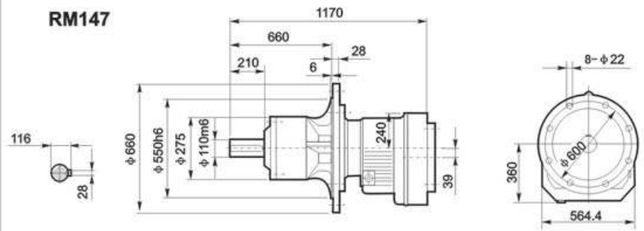

注：其余尺寸见相应的结构形式
Note:For other values please refer to the oppsited structure

Y2电机机座号 Motor size	160M	160L	180M	180L	200	225S	225M	250	280S	280M	
功率/4P Power/(kW)	11	15	18.5	22	30	37	45	55	75	90	
L3	490	535	593	633	658	678	703	784	845	845	
G	330	330	380	380	420	470	470	510	580	580	
L2	220	220	220	220	220	225	225	280	280	280	

注： “R...” 表示R、RF　　Note: “R...” mean R、RF

R167

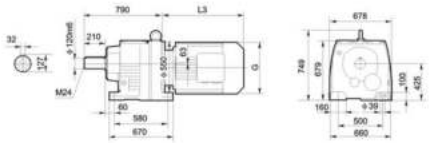

电机需方配时式配特殊电机时需加联接法兰
When equipping the user's motor or the specialone, the flange is required to connected.

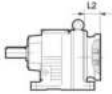

RF167

φ550

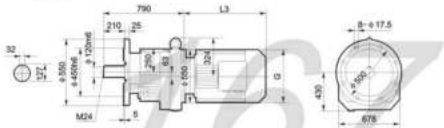

φ660

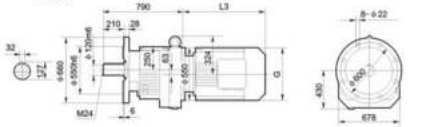

R...S167

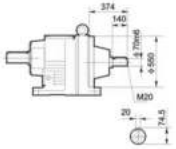

R...167RF97(RF107)

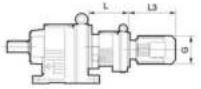

	R..167RF97组合	R..167RF107组合
L	320	355

RM167

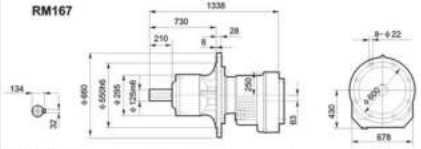

注：其余尺寸见相应的结构形式
Note:For other values please refer to the oppsited structure

Y2电机机座号 Motor size	160M	160L	180M	180L	200	225S	225M	250	280S	280M	315S	315M	315L
功率/4P Power/(kW)	11	15	18.5	22	30	37	45	55	75	90	110	132	160
L3	492	537	593	633	646	673	698	779	847	847	1100	1130	1360
G	330	330	380	380	420	470	470	510	580	580	645	645	645
L2	190	190	190	190	220	225	225	280	280	280	按实际需要According to the connection requirements		

注： "R..." 表示R、RF　　Note: "R..." mean R、RF

F系列平行轴斜齿轮减速机
F Series parallel shaft helical gear reductor

BAFFERO DRIVING
BAFFERO new technology
High quality product



F系列减速机有以下设计方案：
F series gear units are available in the following designs:

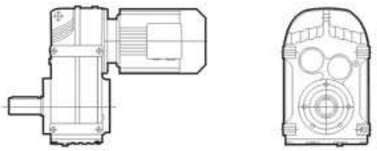

F..Y..
底脚轴伸式安装平行轴斜齿轮减速机
Foot-mounted parallel shaft helical gear units with solid shaft

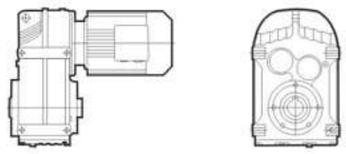

FA..Y..
空心轴安装平行轴斜齿轮减速机
Parallel shaft helical gear units with hollow shaft

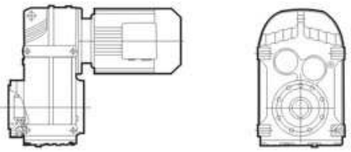

FAZ..Y..
小法兰空心轴安装平行轴斜齿轮减速机
Short-flange-mounted Parallel shaft helical gear units with hollow shaft

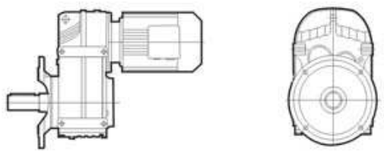

FF..Y..
法兰轴伸式安装平行轴斜齿轮减速机
Flange-mounted Parallel shaft helical gear units with hollow shaft

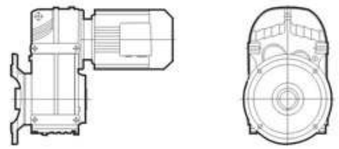

FAZ..Y..
法兰空心轴安装平行轴斜齿轮减速机
Flange-mounted parallel shaft helical gear units with hollow shaft

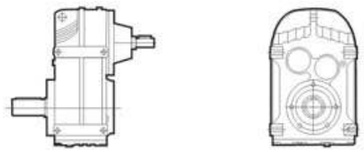

F（ FF、FA、FAF、FAZ）S...
轴输入的平行轴斜齿轮减速机
Shaft input parallel shaft helical gear units

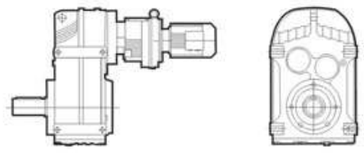

F（ FF、FA、FAF、FAZ）...RF...Y...
组合式平行轴斜齿轮减速机
Combinatirial parallel shaft helical gear units

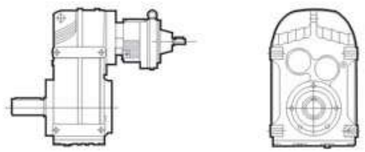

F（ FF、FA、FAF、FAZ）S...RF...
轴输入的组合式平行轴斜齿轮减速机
Shaft input combinatirial parallel shaft helical gear units

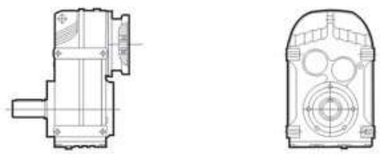

F（ FF、FA、FAF、FAZ）...Y...
电机用户自配或配特殊电机时需加联接法兰
When equipping the user’ s motor or the special one, the flange is required to be commected

型号与标记：
Type Designations:

F 37-Y 0.55-4P-32.40- M1- I 减速机类型 结构形式 规格 电机代号 电机功率、极数 传动比 安装形式 电机接线合位置	F 37-Y 0.55-4P-32.40- M1- I Gear units type Structure Size Motor code Motor power、pole Ratio Mounting position Position of the motor thermal box
减速机类型： 平行轴齿轮减速机	Gear units type: Parallel shaft helical gear units
结构形式： 普通轴伸式（ 省略） 轴装式 A 轴伸法兰式 F 轴装法兰式 AF 轴装小法兰式 AZ 普通轴伸式，轴输入 S 普通轴装式，轴输入 AS 轴伸法兰式，轴输入 FS 轴装法兰式，轴输入 AFS 带锁紧盘式 H..(H，HF，HZ，HT)	Structure: Foot-mounted solid shaft output (-) Hollow shaft output A Flange-mounted solid shaft output F Flange-mounted hollow shaft output AF Short-flange-mounted hollow shaft output AZ Foot-mounted solid shaft output, shaft input S Hollow shaft output, shaft input AS Flange-mounted solid shaft output, shaft input FS Flange-mounted hollow shaft output, shaft input AFS Hollow shaft output with shrink disk H..(H.HF.HZ.HT)
规格： （ 见选型参数表）	Size: (see selection table)
电机代号： 普通（ 更新） Y（ Y2） 防 爆 B 直 流 Z 制 动 E 多 速 D 变 频 V 分 马 力 F 增 安 A 电磁调速 C 冶金起重 R 变频制动 VE 辊 道 G	Motor code: Ordinary(renew) Y(Y2) Flame-proof B Direct current Z Brake E Multi-speed D Variable frequency V Power-divided F Ampere-increased A Electromagnetism speed modulation C Hoisting in metallurgy R Variable frequency and brake VE Roller tables G
电机功率、极数： （ 见选型参数表）	Motor power、pole: (see selection table)
传动比： （ 见选型参数表）	Ratio: (see selection table)
安装形式： M1、M2、M3、M4、M5、M6（ 见第64页）	Mounting position: M1、M2、M3、M4、M5、M6（see page 64）
电机接线盒位置： Ⅰ、Ⅱ、Ⅲ、Ⅳ（ 见第64页）	Position of the motor thermal box: Ⅰ、Ⅱ、Ⅲ、Ⅳ（see page 64）

安装形式:
Mounting position:

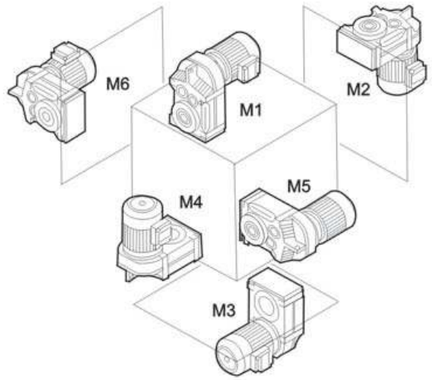

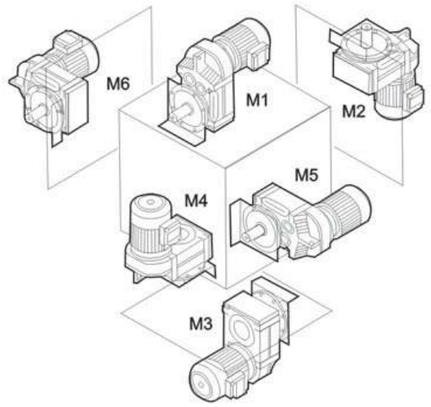

电机连接盒位置:
Position of the motor thermal box



I II III IV

输入功率及最大转矩
Input power rating and maximum torque

规格 Size	37	47	57	67	77	87	97	107	127	157
结构形式 Structure	F FA FF FAF FAZ									
输入功率 Input power rating(kw)	0.18~3	0.18~3	0.18~5.5	0.18~5.5	0.37~11	0.75~22	1.1~30	2.2~45	7.5~90	11~200
传动比 Ration	3.81~ 128.51	5.06~ 170.27	5.18~ 199.70	4.21~ 196.46	4.20~ 243.46	4.12~ 270.68	4.68~ 270.64	6.20~ 255.25	4.63~ 172.33	12.07~ 198.14
最大转矩(N.m) Maximum torque	200	400	600	820	1500	3000	4300	7840	12000	18000

减速机重量
Gear unit weight

规格 Size	37	47	57	67	77	87	97	107	127	157
重量(kg) Weight	13	18	34	55	90	150	260	402	700	950

所注重量为平均值，仅供参考
*）最大转矩系指该规格不同传动比对应的最大转矩中的最大值。

The weights are mean values, only for reference
*）Maximum torque means the biggest one of the maximum torque related to the different ratio for the specified size.

润 滑 油 量 表
Lubrication table

F...

规格 Size	润 滑 油 量（升） Fill quantity in liters					
	M1	M2	M3	M4	M5	M6
F37	1	1.2	0.7	1.2	1	1.1
F47	1.5	1.8	1.1	1.9	1.5	1.7
F57	2.6	3.7	2.1	3.5	2.8	2.9
F67	2.7	3.8	1.9	3.8	2.9	3.2
F77	5	7.3	4.3	8	6	6.3
F87	10	13.0	7.7	13.8	10.8	11
F97	18.5	22.5	12.6	25.2	18.5	20
F107	24.5	32	19.5	37.5	27	27
F127	40.5	55	34	61	46.5	47
F157	69	104	63	105	86	78

FF...

规格 Size	润 滑 油 量（升） Fill quantity in liters					
	M1	M2	M3	M4	M5	M6
FF37	1	1.2	0.7	1.3	1	1.1
FF47	1.6	1.9	1.1	1.9	1.5	1.7
FF57	2.8	3.8	2.1	3.7	2.9	3
FF67	2.7	3.8	1.9	3.8	2.9	3.2
FF77	5.1	7.3	4.3	8.1	6	6.3
FF87	10.3	13.2	7.8	14.1	11	11.2
FF97	19	22.5	12.6	25.5	18.9	20.5
FF107	25.5	32	19.5	38.5	27.5	28
FF127	41.5	56	34	63	46.5	49
FF157	72	105	64	106	87	79

FA...、 FAF...、 FAZ...

规格 Size	润 滑 油 量（升） Fill quantity in liters					
	M1	M2	M3	M4	M5	M6
F..37	1	1.2	0.7	1.2	1	1.1
F..47	1.5	1.8	1.1	1.9	1.5	1.7
F..57	2.7	3.8	2.1	3.6	2.9	3
F..67	2.7	3.8	1.9	3.8	2.9	3.2
F..77	5	7.3	4.3	8	6	6.3
F..87	10	13.0	7.7	13.8	10.8	11
F..97	18.5	22.5	12.6	25.0	18.5	20
F..107	24.5	32	19.5	37.5	27	27
F..127	39	55	34	61	45	46.5
F..157	68	103	62	104	85	77

输出转速 Output speed r/min	输出扭矩 Output torque Nm	传动比 Ratio i	使用系数 Service factor f_B	机型号 Type Type	极数 Pole P
0.18kW					
0.11	14324	13014	0.79		
0.12	12930	11748	0.87	FA 127RF77	4
0.14	11305	10271	1.00	FAF 127RF77	4
0.16	9797	8901	1.15	F 127RF77	4
0.18	8478	7703	1.33	FF 127RF77	4
0.21	7449	6768	1.51		
0.16	9408	8548	0.78		
0.18	8448	7675	0.87		
0.21	7281	6615	1.01		
0.24	6406	5820	1.15	FA 107RF77	4
0.27	5749	5223	1.28	FAF 107RF77	4
0.30	5027	4567	1.47	F 107RF77	4
0.39	3875	3521	1.90	FF 107RF77	4
0.46	3343	3037	2.2		
0.50	3033	2756	2.4		
0.59	2607	2369	2.8		
0.67	2276	2068	3.2		
0.32	4815	4375	0.84		
0.35	4343	3946	0.9		
0.41	3743	3401	1.1		
0.47	3246	2949	1.2		
0.54	2851	2590	1.4	FA 97RF57	4
0.61	2495	2267	1.6	FAF 97RF57	4
0.70	2189	1989	1.8	F 97RF57	4
0.80	1914	1739	2.1	FF 97RF57	4
0.90	1697	1542	2.4		
1.0	1475	1340	2.7		
1.2	1301	1182	3.1		
0.48	3171	2881	0.9		
0.54	2834	2575	1.0		
0.63	2420	2199	1.2		
0.72	2124	1930	1.3		
0.81	1881	1709	1.5	FA 87RF57	4
0.93	1643	1493	1.7	FAF 87RF57	4
1.1	1431	1300	2.0	F 87RF57	4
1.2	1264	1148	2.2	FF 87RF57	4
1.4	1112	1010	2.5		
1.6	976	887	2.9		
1.8	859	780	3.3		
0.8	1902	1728	0.7		
0.9	1698	1543	0.8		
1.0	1490	1354	0.9		
1.2	1316	1196	1.1	FA 77RF37	4
1.3	1156	1050	1.2	FAF 77RF37	4
1.5	998	907	1.4	F 77RF37	4
1.7	892	810	1.6	FF 77RF37	4
2.0	781	710	1.8		
2.3	660	600	2.1		
1.6	944	858	0.82		
1.9	812	738	0.95		
2.2	689	626	1.12		
2.4	630	572	1.22		
2.8	547	497	1.41		
3.3	470	427	1.64		
3.8	403	366	1.91	FA 67RF37	4
2.8	550	500	1.40	FAF 67RF37	4
3.1	500	454	1.54	F 67RF37	4
3.5	431	392	1.79	FF 67RF37	4
4.2	367	333	2.1		
4.7	327	297	2.4		
5.3	287	261	2.7		
5.8	262	238	2.9		
7.0	220	200	3.5		

输出转速 Output speed r/min	输出扭矩 Output torque Nm	传动比 Ratio i	使用系数 Service factor f_B	机型号 Type Type	极数 Pole P
0.18kW					
2.5	616	560	0.92		
2.7	558	507	1.01		
3.1	499	453	1.13		
3.3	469	426	1.20	FA 57RF37	4
3.6	426	387	1.32	FAF 57RF37	4
4.2	363	330	1.55	F 57RF37	4
4.7	328	298	1.72	FF 57RF37	4
5.3	288	262	1.96		
6.2	249	226	2.3		
7.0	220	200	2.6		
4.1	371	337	1.01		
4.6	331	301	1.13		
4.9	314	285	1.20		
6.1	250	227	1.50	FA 47RF17	4
4.6	335	304	1.12	FAF 47RF17	4
4.7	322	293	1.17	F 47RF17	4
6.0	253	230	1.49	FF 47RF17	4
6.4	238	216	1.58		
7.4	207	188	1.82		
7.9	194	176	1.94		
8.2	187	170	1.00	FA 37RF17	4
8.3	185	168	1.02	FAF 37RF17	4
10	146	133	1.28	F 37RF17	4
11	142	129	1.32	FF 37RF17	4
3.0	536	281.71	2.6	FA 77	6
3.2	500	262.93	2.8	FAF 77	6
3.8	429	225.79	3.3	F 77	6
				FF 77	6
3.7	435	228.99	1.77	FA 67	6
4.4	371	195.39	2.1	FAF 67	6
5.0	325	170.85	2.4	F 67	6
				FF 67	6
6.1	266	228.99	2.9	FA 67	4
7.1	227	195.39	3.4	FAF 67	4
8.1	199	170.85	3.9	F 67	4
				FF 67	4
4.3	380	199.70	1.49		
4.6	349	183.60	1.62	FA 57	6
5.4	299	157.09	1.89	FAF 57	6
6.2	259	136.16	2.2	F 57	6
6.7	242	127.27	2.3	FF 57	6
7.7	209	110.01	2.7		
7.0	323	199.70	2.4	FA 57	4
7.6	213	183.60	2.6	FAF 57	4
8.8	183	157.09	3.1	F 57	4
10	158	136.16	3.6	FF 57	4
11	148	127.27	3.8		
4.5	360	189.39	1.0	FA 47	6
4.9	331	174.13	1.1	FAF 47	6
5.7	283	148.98	1.3	F 47	6
6.6	245	129.14	1.5	FF 47	6
7.0	229	120.70	2.5		
7.3	220	189.39	1.71	FA 47	4
8.0	202	174.13	1.86	FAF 47	4
9.3	173	148.98	2.2	F 47	4
11	150	129.14	2.5	FF 47	4
12	140	120.70	2.7		

输出转速 Output speed r/min	输出扭矩 Output torque Nm	传动比 Ratio i	使用系数 Service factor f_B	机型号 Type Type	极数 Pole P
0.18kW					
7.2	224	117.88	0.84	FA 37	6
8.5	191	100.36	0.99	FAF 37	6
9.8	164	86.53	1.14	F 37	6
11	153	80.65	1.23	FF 37	6
12	134	70.50	1.40		
11	149	128.51	1.26		
12	137	117.88	1.37		
14	117	100.36	1.61		
16	101	86.53	1.87		
17	94	80.65	2.0		
20	82	70.50	2.3		
21	77	66.09	2.4		
24	68	58.32	2.8		
25	63	54.54	3.0		
27	60	51.70	3.1		
30	55	47.02	3.4		
32	51	43.83	3.7		
36	45	38.31	4.2		
39	42	35.91	4.5	FA 37	4
44	37	31.69	5.1	FAF 37	4
49	33	28.09	5.8	F 37	4
58	28	23.88	6.8	FF 37	4
59	27	23.63	6.8		
68	24	20.57	7.9		
72	22	19.27	8.4		
82	20	17.03	9.5		
88	18	15.81	10.2		
97	17	14.33	11		
108	15	12.87	13		
125	13	11.08	14		
133	12	10.42	14		
155	10	8.97	16		
185	8.7	7.51	16		
204	7.9	6.81	17		
227	7.1	6.11	18		
264	6.1	5.27	19		
281	5.8	4.95	20		
326	5.0	4.26	21		
0.25kW					
0.16	13607	8901	0.83		
0.18	11775	7703	0.96	FA 127RF77	4
0.21	10346	6768	1.09	FAF 127RF77	4
0.23	9131	5973	1.24	F 127RF77	4
0.27	7760	5076	1.45	FF 127RF77	4
0.31	6827	4466	1.7		
0.24	8897	5820	0.83		
0.27	7984	5223	0.92		
0.30	6982	4567	1.06		
0.40	5262	3442	1.40	FA 107RF77	4
0.46	4643	3037	1.59	FAF 107RF77	4
0.50	4213	2756	1.75	F 107RF77	4
0.59	3621	2369	2.0	FF 107RF77	4
0.67	3161	2068	2.3		
0.87	2441	1597	3.0		
0.99	2142	1401	3.4		
0.47	4508	2949	0.90		
0.54	3959	2590	1.02		
0.61	3466	2267	1.17	FA 97RF57	4
0.63	3362	2199	1.20	FAF 97RF57	4
0.80	2658	1739	1.52	F 97RF57	4
0.90	2357	1542	1.71	FF 97RF57	4
1.0	2032	1329	2.0		
1.2	1807	1182	2.2		
1.3	1578	1032	2.6		

输出转速 Output speed r/min	输出扭矩 Output torque Nm	传动比 Ratio i	使用系数 Service factor f_B	机型号 Type Type	极数 Pole P
0.25kW					
0.72	2950	1930	1.0		
0.81	2613	1709	1.1		
0.93	2282	1493	1.2	FA 87RF57	4
1.1	1987	1300	1.4	FAF 87RF57	4
1.2	1755	1148	1.6	F 87RF57	4
1.4	1544	1010	1.8	FF 87RF57	4
1.6	1356	887	2.1		
1.8	1192	780	2.4		
2.1	1030	674	2.7		
1.3	1605	1050	0.88		
1.5	1387	907	1.02		
1.7	1238	810	1.14	FA 77RF37	4
2.0	1085	710	1.30	FAF 77RF37	4
2.3	917	600	1.54	F 77RF37	4
2.6	803	525	1.76	FF 77RF37	4
3.0	717	469	1.97		
3.4	630	412	2.2		
2.2	980	641	0.79		
2.4	874	572	0.88		
2.7	778	509	0.99		
3.2	668	437	1.15		
2.8	764	500	1.01	FA 67RF37	4
3.1	694	454	1.11	FAF 67RF37	4
3.5	599	392	1.29	F 67RF37	4
4.2	509	333	1.51	FF 67RF37	4
4.7	454	297	1.70		
5.3	399	261	1.93		
5.8	364	238	2.1		
3.6	592	387	0.95		
4.2	504	330	1.12		
5.6	381	249	1.48		
3.6	584	382	0.97	FA 57RF37	4
4.2	505	330	1.12	FAF 57RF37	4
4.7	456	298	1.24	F 57RF37	4
5.3	401	262	1.41	FF 57RF37	4
6.2	345	226	1.63		
7.0	306	200	1.84		
8.4	254	166	2.2		
6.1	347	227	1.08		
6.4	330	216	1.14		
7.2	294	192	1.28		
8.0	264	173	1.42	FA 47RF17	4
6.0	352	230	1.07	FAF 47RF17	4
6.4	330	216	1.14	F 47RF17	4
7.4	287	188	1.31	FF 47RF17	4
7.9	269	176	1.40		
9.4	226	148	1.66		
11	199	130	1.89		
10	203	133	0.92	FA 37RF17	4
11	197	129	0.95	FAF 37RF17	4
12	180	118	1.04	F 37RF17	4
14	150	98	1.25	FF 37RF17	4
16	133	87	1.41		
3.0	744	281.71	1.9	FA 77	6
3.2	694	262.93	2.0	FAF 77	6
3.8	596	225.79	2.4	F 77	6
4.3	524	198.31	2.7	FF 77	6
4.5	497	188.40	2.8		

输出转速 Output speed r/min	输出扭矩 Output torque Nm	传动比 Ratio i	使用系数 Service factor f_B	机型号 Type Type	极数 Pole P
0.25kW					
3.7	605	228.99	1.3	FA 67	6
4.4	516	195.39	1.5	FAF 67	6
5.0	451	170.85	1.7	F 67	6
5.2	429	162.31	1.8	FF 67	6
6.0	376	142.40	2.1		
6.1	370	228.99	2.1	FA 67	4
7.1	315	195.39	2.4	FAF 67	4
8.1	276	170.85	2.8	F 67	4
8.6	262	162.31	2.9	FF 67	4
9.8	230	142.40	3.4		
4.3	527	199.70	1.07		
4.6	485	183.60	1.16	FA 57	6
5.4	415	157.09	1.4	FAF 57	6
6.2	360	136.16	1.6	F 57	6
6.7	336	127.27	1.7	FF 57	6
7.7	290	110.01	1.9		
7.0	322	199.70	1.7		
7.6	296	183.60	1.9	FA 57	4
8.8	254	157.09	2.2	FAF 57	4
10	220	136.16	2.6	F 57	4
11	205	127.27	2.7	FF 57	4
13	178	110.01	3.2		
5.7	393	148.98	1.0	FA 47	6
6.6	341	129.14	1.1	FAF 47	6
7.0	319	120.70	1.2	F 47	6
8.1	275	104.33	1.4	FF 47	6
7.3	306	189.39	1.2		
8.0	281	174.13	1.3	FA 47	4
9.3	241	148.98	1.6	FAF 47	4
11	209	129.14	1.8	F 47	4
12	195	120.70	1.9	FF 47	4
13	168	104.33	2.2		
16	143	88.65	2.6		
11	207	128.51	0.9		
12	190	117.88	1.0		
14	162	100.36	1.2		
16	140	86.53	1.3		
17	130	80.65	1.4		
20	114	70.50	1.7		
21	107	66.09	1.8		
24	94	58.32	2.0		
25	88	54.54	2.1		
27	83	51.70	2.3		
30	76	47.02	2.5		
32	71	43.83	2.7		
36	62	38.31	3.0	FA 37	4
39	58	35.91	3.2	FAF 37	4
44	51	31.69	3.7	F 37	4
49	45	28.09	4.1	FF 37	4
58	39	23.88	4.9		
59	38	23.63	4.9		
68	33	20.57	5.7		
72	31	19.27	6.0		
82	27	17.03	6.8		
88	26	15.81	7.4		
97	23	14.33	8.1		
108	21	12.87	9.0		
125	18	11.08	10		
133	17	10.42	10		
155	14	8.97	11		
185	12	7.51	11		

输出转速 Output speed r/min	输出扭矩 Output torque Nm	传动比 Ratio i	使用系数 Service factor f_B	机型号 Type Type	极数 Pole P
0.25kW					
204	11	6.81	12	FA 37	4
227	10	6.11	13	FAF 37	4
264	8.5	5.27	14	F 37	4
281	8.0	4.95	14	FF 37	4
326	6.9	4.26	15		
0.37kW					
0.21	15312	6768	0.74		
0.23	13514	5973	0.83	FA 127RF77	4
0.27	11484	5076	0.98	FAF 127RF77	4
0.31	10104	4466	1.12	F 127RF77	4
0.36	8751	3868	1.29	FF 127RF77	4
0.41	7699	3403	1.47		
0.47	6758	2987	1.67		
0.46	6871	3037	1.07	FA 107RF77	4
0.50	6235	2756	1.16	FAF 107RF77	4
0.59	5360	2369	1.35	F 107RF77	4
0.67	4679	2068	1.54	FF 107RF77	4
0.87	3613	1597	2.0		
0.61	5129	2267	0.79		
0.70	4505	1991	0.90		
0.80	3934	1739	1.03	FA 97RF57	4
0.90	3489	1542	1.16	FAF 97RF57	4
1.0	3032	1340	1.3	F 97RF57	4
1.2	2674	1182	1.5	FF 97RF57	4
1.3	2335	1032	1.7		
1.5	2052	907	2.0		
1.1	2941	1300	1.0		
1.2	2597	1148	1.1		
1.4	2285	1010	1.2	FA 87RF57	4
1.6	2007	887	1.4	FAF 87RF57	4
1.8	1765	780	1.6	F 87RF57	4
2.1	1525	674	1.8	FF 87RF57	4
2.3	1378	609	2.0		
2.7	1165	515	2.4		
3.1	1023	452	2.8		
1.7	1833	810	0.77		
2.0	1606	710	0.88		
2.3	1357	600	1.04	FA 77RF37	4
2.6	1188	525	1.19	FAF 77RF37	4
3.0	1061	469	1.33	F 77RF37	4
3.4	932	412	1.51	FF 77RF37	4
3.9	808	357	1.75		
4.4	710	314	1.98		
3.3	966	427	0.80		
3.8	828	366	0.93	FA 67RF37	4
4.3	731	323	1.05	FAF 67RF37	4
4.8	656	290	1.17	F 67RF37	4
5.4	581	257	1.33	FF 67RF37	4
6.3	498	220	1.55		
5.6	563	249	1.00		
7.1	446	197	1.27		
7.7	410	181	1.38		
5.3	593	262	0.95	FA 57RF37	4
6.2	511	226	1.10	FAF 57RF37	4
7.0	452	200	1.25	F 57RF37	4
8.4	376	166	1.50	FF 57RF37	4
9.1	344	152	1.64		
10	303	134	1.86		

输出转速 Output speed r/min	输出扭矩 Output torque Nm	传动比 Ratio i	使用系数 Service factor f_B	机型号 Type Type	极数 Pole P
0.37kW					
8.0	391	173	0.96	FA 47RF17	4
9.5	330	146	1.14	FAF 47RF17	4
11	292	129	1.29	F 47RF17	4
				FF 47RF17	4
2.4	1400	271.92	2.0	FA 87	8
2.5	1313	254.93	2.1	FAF 87	8
2.8	1177	228.57	2.4	F 87	8
3.3	1014	196.85	2.8	FF 87	8
3.1	1063	271.92	2.7	FA 87	6
3.3	996	254.93	2.8	FAF 87	6
3.7	893	228.57	3.2	F 87	6
				FF 87	6
3.8	882	225.79	1.6		
4.3	775	198.31	1.8	FA 77	6
4.5	736	188.40	1.9	FAF 77	6
5.1	651	166.47	2.2	F 77	6
6.0	556	142.27	2.5	FF 77	6
4.9	673	281.71	2.1	FA 77	4
5.3	628	262.93	2.2	FAF 77	4
6.2	540	225.79	2.6	F 77	4
7.0	474	198.31	3.0	FF 77	4
4.4	764	195.39	1.01	FA 67	6
5.0	668	170.85	1.15	FAF 67	6
5.2	634	162.31	1.22	F 67	6
6.0	556	142.40	1.4	FF 67	6
7.0	472	120.79	1.6		
6.1	547	228.99	1.41		
7.1	467	195.39	1.65	FA 67	4
8.1	408	170.85	1.89	FAF 67	4
8.6	388	162.31	1.99	F 67	4
9.8	340	142.40	2.3	FF 67	4
12	289	120.79	2.7		
5.4	614	157.09	0.92	FA 57	6
6.2	532	136.16	1.06	FAF 57	6
6.7	497	127.27	1.13	F 57	6
7.7	430	110.01	1.31	FF 57	6
7.0	477	199.70	1.18		
7.6	439	183.60	1.29		
8.8	375	157.09	1.50	FA 57	4
10	325	136.16	1.73	FAF 57	4
11	304	127.27	1.85	F 57	4
13	263	110.01	2.1	FF 57	4
15	223	93.47	2.5		
17	199	83.46	2.8		
9	356	148.98	1.06		
11	309	129.14	1.22	FA 47	4
13	249	104.33	1.51	FAF 47	4
16	212	88.65	1.77	F 47	4
18	189	79.15	2.0	FF 47	4
21	162	67.61	2.3		
21	155	64.89	2.4		
16	207	86.53	0.91		
17	193	80.65	0.98		
20	168	70.50	1.12	FA 37	4
21	158	66.09	1.19	FAF 37	4
24	139	58.32	1.35	F 37	4
25	130	54.54	1.44	FF 37	4
27	124	51.70	1.52		
30	112	47.02	1.67		

输出转速 Output speed r/min	输出扭矩 Output torque Nm	传动比 Ratio i	使用系数 Service factor f_B	机型号 Type Type	极数 Pole P
0.37kW					
32	105	43.84	1.80		
36	92	38.31	2.1		
39	86	35.91	2.2		
44	76	31.69	2.5		
49	67	28.09	2.8		
58	57	23.88	3.3		
59	56	23.63	3.3		
68	49	20.57	3.8		
72	46	19.27	4.1		
82	41	17.03	4.6	FA 37	4
88	38	15.81	5.0	FAF 37	4
97	34	14.33	5.5	F 37	4
108	31	12.87	6.1	FF 37	4
125	26	11.08	6.7		
133	25	10.42	7.0		
155	21	8.97	7.7		
185	18	7.51	7.6		
204	16	6.81	8.1		
227	15	6.11	8.7		
264	13	5.27	9.3		
281	12	4.95	9.5		
326	10	4.26	10		
0.55kW					
0.22	21141	6286	0.80		
0.26	18174	5404	0.93	FA 157RF77	4
0.50	9336	2776	1.81	FAF 157RF77	4
0.57	8162	2427	2.1	F 157RF77	4
0.83	5630	1674	3.0	FF 157RF77	4
1.1	4399	1308	3.8		
1.2	3931	1169	4.3		
0.36	13009	3868	0.87	FA 127RF77	4
0.41	11445	3403	0.99	FAF 127RF77	4
0.47	10046	2987	1.12	F 127RF77	4
				FF 127RF77	4
0.59	7967	2369	0.92		
0.67	6955	2068	1.06		
0.76	6141	1826	1.20		
0.87	5371	1597	1.37	FA 107RF77	4
0.99	4712	1401	1.56	FAF 107RF77	4
1.19	3921	1166	1.88	F 107RF77	4
1.28	3656	1087	2.0	FF 107RF77	4
1.46	3195	950	2.3		
1.67	2805	834	2.6		
2.17	2152	640	3.4		
1.04	4507	1340	0.90		
1.18	3975	1182	1.02		
1.35	3471	1032	1.16		
1.5	3050	907	1.33	FA 97RF57	4
1.7	2677	796	1.5	FAF 97RF57	4
2.0	2354	700	1.7	F 97RF57	4
2.3	2055	611	2.0	FF 97RF57	4
2.6	1796	534	2.3		
2.9	1587	472	2.5		
3.4	1379	410	2.9		
3.8	1234	367	3.3		
1.6	2983	887	0.95		
1.8	2623	780	1.08	FA 87RF57	4
2.1	2267	674	1.24	FAF 87RF57	4
2.3	2048	609	1.38	F 87RF57	4
2.7	1732	515	1.63	FF 87RF57	4
3.1	1520	452	1.86		
4.0	1160	345	2.4		

输出转速 Output speed r/min	输出扭矩 Output torque Nm	传动比 Ratio i	使用系数 Service factor f_B	机型号 Type Type	极数 Pole P
0.55kW					
2.6	1766	525	0.80	FA 77RF37	4
3.0	1577	469	0.89	FAF 77RF37	4
3.4	1386	412	1.02	F 77RF37	4
3.9	1201	357	1.17	FF 77RF37	4
4.4	1056	314	1.34		
5.4	864	257	0.89	FA 67RF37	4
6.3	740	220	1.04	FAF 67RF37	4
7.1	659	196	1.17	F 67RF37	4
8.3	562	167	1.37	FF 67RF37	4
2.4	2039	276.64	1.98	FA 97	8
2.6	1878	254.79	2.2	FAF 97	8
3.0	1668	226.34	2.4	F 97	8
				FF 97	8
2.5	2004	271.92	1.41	FA 87	8
2.6	1875	254.93	1.50	FAF 87	8
2.9	1684	228.57	1.67	F 87	8
3.4	1450	196.85	1.94	FF 87	8
3.3	1517	271.92	1.86	FA 87	6
3.5	1422	354.93	1.98	FAF 87	6
3.9	1275	228.57	2.2	F 87	6
4.5	1098	196.85	2.6	FF 87	6
4.9	998	178.95	2.8		
3.9	1260	225.79	1.12		
4.5	1106	198.31	1.27	FA 77	6
4.7	1051	188.40	1.34	FAF 77	6
5.3	929	166.47	1.52	F 77	6
6.2	794	142.27	1.78	FF 77	6
6.8	728	130.42	1.94		
6.2	802	225.79	1.76		
7.0	704	198.31	2.0		
7.4	669	188.40	2.1	FA 77	4
8.3	591	166.47	2.4	FAF 77	4
9.8	505	142.27	2.8	F 77	4
11	463	130.42	3.0	FF 77	4
12	407	114.45	3.5		
13	385	108.46	3.7		
15	337	94.93	4.2		
7.1	694	195.39	1.11		
8.1	607	170.85	1.27		
8.6	577	162.31	1.34		
9.8	506	142.40	1.52	FA 67	4
12	429	120.79	1.80	FAF 67	4
13	387	109.04	2.0	F 67	4
14	341	95.94	2.3	FF 67	4
15	322	90.59	2.4		
18	277	77.97	2.8		
8.8	558	157.09	1.01		
10	484	136.16	1.17		
11	452	127.27	1.25	FA 57	4
13	391	110.01	1.44	FAF 57	4
15	332	93.47	1.70	F 57	4
17	296	83.47	1.90	FF 57	4
19	260	73.16	2.2		
20	243	68.38	2.3		
24	210	59.10	2.7		
13	371	104.33	1.01	FA 47	4
16	315	88.65	1.19	FAF 47	4
18	281	79.15	1.34	F 47	4
21	240	67.61	1.57	FF 47	4

输出转速 Output speed r/min	输出扭矩 Output torque Nm	传动比 Ratio i	使用系数 Service factor f_B	机型号 Type Type	极数 Pole P
0.55kW					
21	230	64.89	1.63	FA 47	4
25	199	56.09	1.89	FAF 47	4
29	169	47.66	2.2	F 47	4
33	151	42.55	2.5	FF 47	4
24	207	58.32	0.91		
25	194	54.54	0.97		
27	184	51.70	1.02		
30	167	47.02	1.13		
32	156	43.83	1.21		
36	136	38.31	1.38		
39	128	35.91	1.47		
44	113	31.69	1.67		
49	100	28.09	1.88		
58	85	23.88	2.2		
59	84	23.63	2.2		
68	73	20.57	2.6		
72	68	19.27	2.7	FA 37	4
82	60	17.03	3.1	FAF 37	4
97	51	14.33	3.7	F 37	4
108	46	12.87	4.1	FF 37	4
125	39	11.08	4.5		
133	37	10.42	4.7		
155	32	8.97	5.2		
174	28	8.01	5.6		
185	27	7.51	5.1		
204	24	6.81	5.4		
227	22	6.11	5.8		
264	19	5.27	6.3		
281	18	4.95	6.4		
326	15	4.26	6.8		
365	14	3.81	7.3		
0.75kW					
0.50	12731	2776	1.33	FA 157RF97	4
0.57	11130	2427	1.52	FAF 157RF97	4
0.83	7677	1674	2.2	F 157RF97	4
1.1	5999	1308	2.8	FF 157RF97	4
1.2	5361	1169	3.2		
0.47	13699	2987	0.82		
0.52	12350	2693	0.91	FA 127RF77	4
0.59	10896	2376	1.04	FAF 127RF77	4
0.68	9420	2054	1.20	F 127RF77	4
0.77	8246	1798	1.37	FF 127RF77	4
0.86	7425	1619	1.52		
0.76	8374	1826	0.88		
0.88	7241	1597	1.02		
0.99	6425	1401	1.15	FA 107RF77	4
1.1	5700	1243	1.29	FAF 107RF77	4
1.3	4985	1087	1.48	F 107RF77	4
1.5	4357	950	1.69	FF 107RF77	4
1.7	3825	834	1.93		
2.2	2875	627	2.6		
3.3	1958	427	3.8		
1.3	4733	1032	0.85		
1.5	4160	907	0.97		
1.7	3651	796	1.1	FA 97RF57	4
2.0	3210	700	1.3	FAF 97RF57	4
2.3	2802	611	1.4	F 97RF57	4
2.6	2449	534	1.7	FF 97RF57	4
2.9	2165	472	1.9		
3.4	1880	410	2.1		
3.8	1683	367	2.4		

输出转速 Output speed r/min	输出扭矩 Output torque Nm	传动比 Ratio i	使用系数 Service factor f_B	机型号 Type Type	极数 Pole P
0.75kW					
2.1	3091	674	0.91	FA 87RF57	4
2.3	2793	609	1.01	FAF 87RF57	4
2.7	2362	515	1.19	F 87RF57	4
3.1	2073	452	1.36	FF 87RF57	4
4.0	1582	345	1.78		
3.9	1637	357	0.86	FA 77RF37	4
4.4	1440	314	0.98	FAF 77RF37	4
5.1	1247	272	1.13	F 77RF37	4
				FF 77RF37	4
2.7	2519	255.25	2.9	FA 107	8
				FAF 107	8
				F 107	8
				FF 107	8
2.5	2739	276.64	1.5	FA 97	8
2.7	2523	254.79	1.6	FAF 97	8
3.0	2241	226.34	1.8	F 97	8
				FF 97	8
3.3	2047	276.64	2.0	FA 97	6
3.6	1885	254.79	2.1	FAF 97	6
4.0	1675	226.34	2.4	F 97	6
				FF 97	6
3.3	2012	271.92	1.40		
3.6	1886	254.93	1.50	FA 87	6
4.0	1691	228.57	1.67	FAF 87	6
4.6	1456	196.85	1.94	F 87	6
5.1	1324	178.95	2.1	FF 87	6
5.7	1181	159.61	2.4		
5.1	1317	271.92	2.1	FA 87	4
5.4	1235	254.93	2.3	FAF 87	4
6.1	1107	228.57	2.5	F 87	4
				FF 87	4
4.6	1467	198.31	0.96		
4.8	1394	188.40	1.01	FA 77	6
5.5	1232	166.47	1.14	FAF 77	6
6.4	1053	142.27	1.34	F 77	6
7.0	965	130.42	1.46	FF 77	6
6.2	1094	225.79	1.29		
7.0	961	198.31	1.47		
7.4	913	188.40	1.55	FA 77	4
8.3	806	166.47	1.75	FAF 77	4
9.8	689	142.27	2.0	F 77	4
11	632	130.42	2.2	FF 77	4
12	554	114.45	2.5		
13	525	108.46	2.7		
8.1	828	170.85	0.93		
8.6	786	162.31	0.98		
9.8	690	142.40	1.12		
12	585	120.79	1.32	FA 67	4
13	528	109.04	1.46	FAF 67	4
14	465	95.94	1.66	F 67	4
15	439	90.59	1.76	FF 67	4
18	378	77.97	2.0		
21	320	66.13	2.4		
23	289	59.70	2.7		
11	616	127.27	0.91	FA 57	4
13	533	110.01	1.06	FAF 57	4
15	453	93.47	1.25	F 57	4
17	404	83.46	1.40	FF 57	4

输出转速 Output speed r/min	输出扭矩 Output torque Nm	传动比 Ratio i	使用系数 Service factor f_B	机型号 Type Type	极数 Pole P
0.75kW					
19	354	73.16	1.59	FA 57	4
20	331	68.38	1.70	FAF 57	4
24	286	59.10	1.97	F 57	4
28	243	50.22	2.3	FF 57	4
31	217	44.84	2.6		
17	386	79.72	0.97		
20	330	68.09	1.14		
21	317	65.36	1.19	FA 47	4
25	272	56.09	1.38	FAF 47	4
29	231	47.66	1.63	F 47	4
33	206	42.55	1.82	FF 47	4
38	176	36.34	2.1		
41	165	34.04	2.3		
48	139	28.67	2.7		
30	228	47.02	0.83		
32	212	43.83	0.89		
36	186	38.31	1.01		
39	174	35.91	1.08		
44	153	31.69	1.22		
49	136	28.09	1.38		
58	116	23.88	1.63		
59	114	23.63	1.6		
68	100	20.57	1.9		
72	93	19.27	2.0	FA 37	4
82	82	17.03	2.3	FAF 37	4
97	69	14.33	2.7	F 37	4
108	62	12.87	3.0	FF 37	4
125	54	11.08	3.3		
133	50	10.42	3.4		
155	43	8.97	3.8		
204	33	6.81	4.0		
227	30	6.11	4.3		
264	26	5.27	4.6		
281	24	4.95	4.7		
326	21	4.26	5.0		
365	18	3.81	5.3		
1.1kW					
0.50	18539	2776	0.91		
0.58	16208	2427	1.04		
0.64	14592	2185	1.16		
0.72	12982	1944	1.30	FA 157RF97	4
0.84	11179	1674	1.51	FAF 157RF97	4
1.1	8735	1308	1.94	F 157RF97	4
1.2	7807	1169	2.2	FF 157RF97	4
1.5	6364	953	2.7		
1.7	5643	845	3.0		
3.1	2978	446	5.7		
4.7	2010	301	8.4		
0.68	13717	2054	0.82		
0.78	12007	1798	0.94	FA 127RF77	4
0.86	10812	1619	1.04	FAF 127RF77	4
1.0	9356	1401	1.21	F 127RF77	4
1.1	8214	1230	1.37	FF 127RF77	4
1.3	7246	1085	1.56		
1.1	8301	1243	0.89		
1.3	7259	1087	1.02	FA 107RF78	4
1.5	6344	950	1.16	FAF 107RF77	4
1.7	5570	834	1.32	F 107RF77	4
1.9	4915	736	1.50	FF 107RF77	4
2.2	4274	640	1.72		

输出转速 Output speed r/min	输出扭矩 Output torque Nm	传动比 Ratio i	使用系数 Service factor f_B	机型号 Type Type	极数 Pole P
1.1kW					
2.0	4675	700	0.86		
2.3	4080	611	0.99	FA	97RF57 4
2.6	3566	534	1.13	FAF	97RF57 4
3.0	3152	472	1.28	F	97RF57 4
3.4	2738	410	1.48	FF	97RF57 4
3.8	2451	367	1.65		
3.1	3019	452	0.93	FA	87RF57 4
4.1	2304	345	1.22	FAF	87RF57 4
4.7	2003	300	1.41	F	87RF57 4
5.6	1663	249	1.70	FF	87RF57 4
2.7	3707	255.25	1.95	FA	107 8
3.2	3123	215.04	2.3	FAF	107 8
3.4	2894	199.31	2.5	F	107 8
3.8	2594	178.64	2.8	FF	107 8
3.3	3002	276.64	1.35	FA	97 6
3.6	2765	254.79	1.46	FAF	97 6
4.0	2456	226.34	1.65	F	97 6
4.8	2045	188.50	2.0	FF	97 6
5.2	1908	175.83	2.1		
5.1	1951	276.64	2.1	FA	97 4
5.5	1797	254.79	2.2	FAF	97 4
6.2	1596	226.34	2.5	F	97 4
				FF	97 4
3.3	2951	271.92	0.96		
3.6	2766	254.93	1.02	FA	87 6
4.0	2480	228.57	1.14	FAF	87 6
4.6	2136	196.85	1.32	F	87 6
5.1	1942	178.95	1.45	FF	87 6
5.7	1732	159.61	1.63		
5.2	1911	271.92	1.48		
5.5	1798	254.93	1.57		
6.1	1612	228.57	1.75	FA	87 4
7.1	1388	196.85	2.0	FAF	87 4
7.8	1262	178.95	2.2	F	87 4
8.8	1126	159.61	2.5	FF	87 4
10	946	134.16	3.0		
11	870	123.29	3.2		
7.1	1399	198.31	1.01		
7.4	1329	188.40	1.06		
8.4	1174	166.47	1.20		
9.8	1003	142.27	1.41	FA	77 4
11	920	130.42	1.53	FAF	77 4
12	807	114.45	1.75	F	77 4
13	765	108.46	1.84	FF	77 4
15	670	94.93	2.1		
16	603	85.52	2.3		
19	529	75.02	2.7		
12	853	120.79	0.9		
13	769	109.04	1.0		
15	677	95.94	1.1		
15	639	90.59	1.2		
18	550	77.97	1.4	FA	67 4
21	466	66.13	1.7	FAF	67 4
23	421	59.70	1.8	F	67 4
27	371	52.53	2.1	FF	67 4
28	350	49.60	2.2		
33	298	42.23	2.6		
36	271	38.38	2.7		
42	234	33.24	3.0		

输出转速 Output speed r/min	输出扭矩 Output torque Nm	传动比 Ratio i	使用系数 Service factor f_B	机型号 Type Type	极数 Pole P
1.1kW					
17	589	83.46	0.96		
19	516	73.16	1.09		
20	482	68.38	1.17	FA	57 4
24	417	59.10	1.35	FAF	57 4
28	354	50.22	1.59	F	57 4
31	316	44.84	1.78	FF	57 4
37	270	38.30	2.1		
39	253	35.87	2.2		
46	213	30.22	2.6		
25	396	56.09	0.95		
29	336	47.66	1.12		
33	300	42.55	1.25		
39	256	36.34	1.47		
41	240	34.04	1.57		
49	202	28.67	1.86		
46	216	30.64	1.74	A	47 4
48	205	29.11	1.83	FAF	47 4
55	180	25.54	2.1	F	47 4
65	153	21.66	2.5	FF	47 4
72	138	19.56	2.7		
44	224	31.69	0.84		
50	198	28.09	0.95		
59	168	23.88	1.12		
68	145	20.57	1.30		
73	136	19.27	1.38		
82	120	17.03	1.57		
98	101	14.33	1.86		
109	91	12.87	2.1	FA	37 4
126	78	11.08	2.3	FAF	37 4
134	73	10.42	2.4	F	37 4
156	63	8.97	2.6	FF	37 4
175	56	8.01	2.8		
206	48	6.81	2.7		
229	43	6.11	2.9		
266	37	5.27	3.2		
283	35	4.95	3.2		
329	30	4.26	3.4		
367	27	3.81	3.7		
1.5kW					
0.58	22102	2427	0.77		
0.64	19898	2185	0.85		
0.72	17703	1944	0.96		
0.84	15244	1674	1.11	FA	157RF97 4
1.1	11911	1308	1.42	FAF	157RF97 4
1.2	10646	1169	1.59	F	157RF97 4
1.5	8679	953	1.95	FF	157RF97 4
1.7	7695	845	2.2		
3.1	4062	446	4.2		
4.7	2741	301	6.2		
0.86	14744	1619	0.77		
1.0	12758	1401	0.88		
1.1	11201	1230	1.01	FA	127RF77 4
1.3	9881	1085	1.14	FAF	127RF77 4
1.5	8533	937	1.32	F	127RF77 4
1.7	7531	827	1.50	FF	127RF77 4
1.9	6675	733	1.69		
2.2	5828	640	1.94		
1.5	8651	950	0.83	FA	107RF77 4
1.7	7595	834	0.95	FAF	107RF77 4
1.9	6702	736	1.08	F	107RF77 4
2.2	5710	627	1.26	FF	107RF77 4

输出转速 Output speed r/min	输出扭矩 Output torque Nm	传动比 Ratio i	使用系数 Service factor f_B	机型号 Type Type	极数 Pole P
1.5kW					
2.5	5100	560	1.42	FA	107RF77 4
2.9	4453	489	1.62	FAF	107RF77 4
3.3	3889	427	1.86	F	107RF77 4
3.8	3369	370	2.1	FF	107RF77 4
2.6	4863	534	0.83	FA	97RF57 4
3.0	4298	472	0.94	FAF	97RF57 4
3.4	3734	410	1.08	F	97RF57 4
3.8	3342	367	1.21	FF	97RF57 4
4.1	3142	345	0.90	FA	87RF57 4
4.7	2732	300	1.03	FAF	87RF57 4
5.6	2268	249	1.24	F	87RF57 4
				FF	87RF57 4
2.7	4981	255.25	1.48	FA	107 8
3.2	4197	215.04	1.76	FAF	107 8
3.5	3890	199.31	1.89	F	107 8
3.9	3486	178.64	2.1	FF	107 8
3.6	3736	255.25	2.0	FA	107 6
4.3	3147	215.04	2.3	FAF	107 6
4.6	2917	199.31	2.5	F	107 6
5.2	2615	178.64	2.8	FF	107 6
3.3	4049	276.64	1.00	FA	97 6
3.6	3729	254.79	1.08	FAF	97 6
4.1	3313	226.34	1.22	F	97 6
4.9	2759	188.50	1.47	FF	97 6
5.2	2574	175.83	1.57		
5.1	2661	276.64	1.52	FA	97 4
5.5	2451	254.79	1.65	FAF	97 4
6.2	2177	226.34	1.86	F	97 4
7.4	1813	188.50	2.2	FF	97 4
8.0	1691	175.83	2.4		
5.2	2615	271.92	1.08		
5.5	2452	254.93	1.15		
6.1	2198	228.57	1.28		
7.1	1893	196.85	1.49	FA	87 4
7.8	1721	178.95	1.63	FAF	87 4
8.8	1535	159.61	1.84	F	87 4
10	1290	134.16	2.2	FF	87 4
13	1053	109.49	2.7		
14	942	97.89	3.0		
8.4	1601	166.47	0.88		
9.8	1368	142.27	1.03		
11	1254	130.42	1.12		
12	1101	114.45	1.28		
13	1043	108.46	1.35		
15	913	94.93	1.54		
16	823	85.52	1.71		
19	722	75.02	1.95	FA	77 4
19	695	72.29	2.0	FAF	77 4
21	637	66.28	2.2	F	77 4
24	559	58.16	2.5	FF	77 4
25	530	55.12	2.7		
29	464	48.24	3.0		
32	418	43.46	3.4		
37	367	38.12	3.8		
38	352	36.52	3.0		
44	303	31.45	4.3		

输出转速 Output speed r/min	输出扭矩 Output torque Nm	传动比 Ratio i	使用系数 Service factor f_B	机型号 Type Type	极数 Pole P
1.5kW					
15	871	90.59	0.88		
18	750	77.97	1.03		
21	636	66.13	1.21		
23	574	59.70	1.34		
27	505	52.53	1.53	FA	67 4
28	477	49.60	1.62	FAF	67 4
33	406	42.23	1.90	F	67 4
36	369	38.38	1.99	FF	67 4
39	349	36.30	2.2		
44	309	32.08	2.5		
51	264	27.41	2.9		
56	242	25.13	3.2		
24	568	59.10	0.99		
28	483	50.22	1.17	FA	57 4
31	431	44.84	1.31	FAF	57 4
37	368	38.30	1.53	F	57 4
39	345	35.87	1.63	FF	57 4
46	291	30.22	1.94		
33	409	42.55	0.92		
39	350	36.34	1.08		
41	327	34.04	1.15		
49	276	28.67	1.36		
46	295	30.64	1.28	FA	47 4
48	280	29.11	1.34	FAF	47 4
55	246	25.54	1.53	F	47 4
65	208	21.66	1.80	FF	47 4
72	188	19.56	2.0		
81	166	17.21	2.3		
86	156	16.25	2.4		
101	133	13.83	2.8		
68	198	20.57	0.95		
73	185	19.27	1.01		
82	164	17.03	1.15		
98	138	14.33	1.36		
109	124	12.87	1.52		
126	107	11.08	1.68	FA	37 4
134	100	10.42	1.74	FAF	37 4
156	86	8.97	1.91	F	37 4
175	77	8.01	2.1	FF	37 4
206	66	6.81	2.0		
229	59	6.11	2.2		
266	51	5.27	2.3		
283	48	4.95	2.4		
329	41	4.26	2.5		
367	37	3.81	2.7		
2.2kW					
1.00	18699	1420	0.90		
1.09	17224	1308	0.98		
1.21	15394	1169	1.10		
1.49	12549	953	1.35		
1.68	11127	845	1.52	FA	157RF97 4
1.86	10061	764	1.68	FAF	157RF97 4
2.1	8954	680	1.89	F	157RF97 4
2.5	7585	576	2.2	FF	157RF97 4
3.2	5873	446	2.9		
4.7	3964	301	4.3		
5.2	3582	272	4.7		
6.1	3042	231	5.6		
7.2	2581	196	6.6		
1.31	14288	1085	0.79	FA	127RF77 4
1.52	12339	937	0.91	FAF	127RF77 4
1.72	10890	827	1.04	F	127RF77 4
1.94	9652	733	1.17	FF	127RF77 4

输出转速 Output speed r/min	输出扭矩 Output torque Nm	传动比 Ratio i	使用系数 Service factor f_B	机型号 Type	极数 Pole p
2.2KW					
2.22	8428	640	1.34	FA 127RF77	4
2.62	7137	542	1.58	FAF 127RF77	4
2.90	6439	489	1.75	F 127RF77	4
3.36	5570	423	2.0	FF 127RF77	4
2.3	8256	627	0.89		
2.5	7374	560	1.00	FA 107RF77	4
2.9	6439	489	1.14	FAF 107RF77	4
3.3	5623	427	1.31	F 107RF77	4
3.9	4767	362	1.55	FF 107RF77	4
4.3	4306	327	1.71		
3.9	4833	367	0.84	FA 97RF57	4
4.9	3792	288	1.07	FAF 97RF57	4
5.7	3253	247	1.24	F 97RF57	4
				FF 97RF57	4
2.8	7100	255.25	1.02	FA 107	8
3.3	5982	215.04	1.21	FAF 107	8
3.6	5544	199.31	1.30	F 107	8
4 .0	4969	178.64	1.45	FF 107	8
3.7	5363	255.25	1.35	FA 107	6
4.4	4518	215.04	1.60	FAF 107	6
4.7	4188	199.31	1.72	F 107	6
5.3	3753	178.64	1.92	FF 107	6
5.6	3550	255.25	2.0	FA 107	4
6.6	2991	215.04	2.4	FAF 107	4
7.1	2772	199.31	2.6	F 107	4
7.9	2485	178.64	2.9	FF 107	4
4.2	4755	226.34	0.85	FA 97	6
5.0	3960	188.50	1.02	FAF 97	6
5.3	3694	175.83	1.09	F 97	6
6.0	3302	157.16	1.22	FF 97	6
5.1	3848	276.64	1.05		
5.6	3544	254.79	1.14		
6.3	3148	226.34	1.28	FA 97	4
7.5	2622	188.50	1.54	FAF 97	4
8.1	2445	175.83	1.65	F 97	4
9.0	2186	157.16	1.85	FF 97	4
10	1968	141.47	2.1		
11	1782	128.12	2.3		
7.2	2738	196.85	1.03		
7.9	2489	178.95	1.13		
8.9	2220	159.61	1.27		
11	1866	134.16	1.51		
12	1715	123.29	1.64	FA 87	4
13	1523	109.49	1.85	FAF 87	4
15	1361	97.89	2.1	F 87	4
16	1224	88.01	2.3	FF 87	4
19	1062	76.39	27		
21	951	68.40	3.0		
25	789	56.75	3.6		
28	699	50.29	4.0		
31	629	45.22	4.2		
12	1592	114.45	0.89		
13	1508	108.46	0.93	FA 77	4
15	1320	94.93	1.07	FAF 77	4
17	1189	85.52	1.19	F 77	4
19	1043	75.02	1.35	FF 77	4
21	922	66.28	1.53		
24	809	58.16	1.74		

输出转速 Output speed r/min	输出扭矩 Output torque Nm	传动比 Ratio i	使用系数 Service factor f_B	机型号 Type	极数 Pole p
2.2kW					
26	767	55.12	1.84		
29	671	48.24	2.1	FA 77	4
33	604	43.46	2.3	FAF 77	4
39	509	36.52	2.1	F 77	4
45	438	31.45	3.0	FF 77	4
49	400	28.59	3.4		
56	355	25.50	4.0		
24	830	59.70	0.93		
27	731	52.53	1.06		
29	690	49.60	1.12		
34	587	42.23	1.31		
37	534	38.38	1.37	FA 67	4
43	462	33.24	1.50	FAF 67	4
44	446	32.08	1.73	F 67	4
52	381	27.41	2.0	FF 67	4
57	350	25.13	2.2		
64	307	22.05	2.5		
68	291	20.90	2.7		
78	254	18.29	3.0		
32	624	44.84	0.90		
37	533	38.30	1.06		
40	499	35.87	1.13	FA 57	4
47	420	30.22	1.32	FAF 57	4
57	347	24.96	1.56	F 57	4
67	294	21.17	1.92	FF 57	4
74	266	19.11	2.1		
84	234	16.18	2.4		
89	221	15.88	2.6		
56	355	25.54	1.06		
66	301	21.66	1.25		
73	272	19.56	1.38		
83	239	17.21	1.57	FA 47	4
87	226	16.25	1.66	FAF47	4
103	192	13.83	1.95	F 47	4
113	175	12.57	2.2	FF 47	4
130	151	10.89	2.5		
156	126	9.08	2.5		
99	199	14.33	0.94		
110	179	12.87	1.05		
128	154	11.08	1.16		
136	145	10.42	1.20		
158	125	8.97	1.32	FA 37	4
177	111	8.01	1.43	FAF 37	4
209	95	6.81	1.39	F 37	4
232	85	6.11	1.49	FF 37	4
269	73	5.27	1.60		
287	69	4.95	1.64		
333	59	4.26	1.75		
373	53	3.81	1.86		
3kW					
1.2	20991	1169	0.81		
1.5	17113	953	0.99		
1.7	15173	845	1.12	FA 157RF97	4
1.9	13719	764	1.23	FAF 157RF97	4
2.1	12211	680	1.39	F 157RF97	4
2.5	10343	576	1.64	FF 157RF97	4
3.2	8009	446	2.1		
4.7	5405	301	3.1		
5.2	4884	272	3.5		
6.1	4148	231	4.1		
7.2	3520	196	4.8		

输出转速 Output speed r/min	输出扭矩 Output torque Nm	传动比 Ratio i	使用系数 Service factor f_B	机型号 Type	极数 Pole p
3kW					
1.9	13162	733	0.86	FA 127RF77	4
2.2	11492	640	0.98	FAF 127RF77	4
2.6	9733	542	1.16	F 127RF77	4
2.9	8781	489	1.28	FF 127RF77	4
3.3	7668	427	0.96	FA 107RF77	4
3.9	6500	362	1.13	FAF 107RF77	4
4.3	5872	327	1.26	F 107RF77	4
5.0	5118	285	1.44	FF 107RF77	4
3.8	7161	255.25	1.03	FA 107	6
4.5	6033	215.04	1.22	FAF107	6
4.8	5591	199.31	1.32	F 107	6
5.4	5011	178.64	1.47	FF 107	6
5.6	4841	255.25	1.52	FA 107	4
6.6	4078	215.04	1.81	FAF107	4
7.1	3780	199.31	1.95	F 107	4
7.9	3388	178.64	2.2	FF 107	4
8.8	3059	161.28	2.4		
6.3	4293	226.34	0.94		
7.5	3575	188.50	1.13		
8.1	3335	175.83	1.21	FA 97	4
9.0	2981	157.16	1.36	FAF97	4
10	2683	141.47	1.51	F 97	4
11	2430	128.12	1.66	FF 97	4
12	2155	113.61	1.88		
14	1948	102.72	2.1		
16	1721	90.77	2.3		
11	2544	134.16	1.11		
12	2338	123.29	1.21		
13	2077	109.49	1.36		
15	1857	97.89	1.52	FA 87	4
16	1669	88.01	1.69	FAF87	4
19	1449	76.39	1.9	F 87	4
21	1297	68.40	2.2	FF 87	4
25	1076	56.75	2.6		
28	954	50.29	2.9		
17	1622	85.52	0.87		
19	1423	75.02	0.99		
21	1257	66.28	1.12		
24	1103	58.16	1.28		
26	1045	55.12	1.35	FA 77	4
29	915	48.24	1.54	FAF77	4
33	824	43.46	1.71	F 77	4
37	723	38.12	1.95	FF 77	4
39	694	36.52	1.5		
45	598	31.45.	2.2		
49	545	28.59	2.5		
56	484	25.50	2.9		
66	406	21.43	3.5		
33	819	43.20	0.94		
36	745	39.26	0.98		
42	645	34.01	1.08		
44	608	32.08	1.27		
52	520	27.41	1.48	FA 67	4
57	477	25.13	1.62	FAF67	4
64	418	22.05	1.84	F 67	4
68	396	20.90	1.94	FF 67	4
78	347	18.29	2.2		
86	313	16.48	2.5		
98	274	14.46	2.8		

输出转速 Output speed r/min	输出扭矩 Output torque Nm	传动比 Ratio i	使用系数 Service factor f_B	机型号 Type	极数 Pole p
3kW					
57	473	24.96	1.19		
67	401	21.17	1.40		
74	362	19.11	1.56	FA 57	4
84	319	16.81	1.77	FAF 57	4
89	301	15.88	1.87	F 57	4
105	256	13.52	2.2	FF 57	4
116	233	12.29	2.4		
133	202	10.64	2.8		
73	371	19.56	1.01		
83	326	17.21	1.15	FA 47	4
87	308	16.25	1.22	FAF 47	4
103	262	13.83	1.43	F 47	4
113	238	12.57	1.58	FF 47	4
130	207	10.89	1.82		
156	172	9.08	1.80		
128	210	11.08	0.85		
136	198	10.42	0.88		
158	170	8.97	0.97		
177	152	8.01	1.05	FA 37	4
209	129	6.81	1.02	FAF 37	4
232	116	6.11	1.10	F 37	4
269	100	5.27	1.18	FF 37	4
287	94	4.95	1.20		
333	81	4.26	1.28		
373	72	3.81	1.37		
4kW					
1.7	19950	845	0.85		
1.9	18038	764	0.94		
2.1	16055	680	1.05	FA 157RF97	4
2.5	13599	576	1.24	FAF 157RF97	4
3.2	10530	446	1.61	F 157RF97	4
4.8	7107	301	2.4	FF 157RF97	4
5.3	6422	272	2.6		
6.2	5454	231	3.1		
7.3	4628	196	3.7		
2.7	12796	542	0.88	FA 127RF77	4
2.9	11545	489	0.98	FAF127RF77	4
3.4	9987	423	1.13	F 127RF77	4
3.9	8759	371	1.29	FF 127RF77	4
4.4	7720	327	0.94	FA 107RF77	4
5.1	6729	285	1.07	FAF 107RF77	4
6.5	5218	221	1.38	F 107RF77	4
				FF 107RF77	4
4.2	8594	172.33	1.31	FA 127	8
4.6	7721	154.81	1.46	FAF 127	8
5.7	6269	125.71	1.80	F 127	8
				FF 127	8
5.6	6365	255.25	1.16		
6.7	5363	215.04	1.37		
7.2	4970	199.31	1.48	FA 107	4
8.1	4455	178.64	1.65	FAF 107	4
8.9	4022	161.28	1.83	F 107	4
9.8	3653	146.49	2.02	FF 107	4
11	3241	129.97	2.3		
12	2941	117.94	2.5		
14	2528	101.38	2.9		

F SERIES

输出转速 Output speed r/min	输出扭矩 Output torque Nm	传动比 Ratio i	使用系数 Service factor f_B	机型号 Type	极数 Pole P
4kW					
8.2	4385	175.83	0.92		
9.2	3919	157.16	1.03		
10	3528	141.47	1.15		
11	3195	128.12	1.27	FA 97	4
13	2833	113.61	1.43	FAF 97	4
14	2561	102.72	1.58	F 97	4
15	2427	97.31	1.67	FF 97	4
16	2263	90.77	1.79		
18	2023	81.13	2.0		
20	1821	73.03	2.2		
22	1649	66.14	2.5		
13	2730	109.49	1.03		
15	2441	97.89	1.16		
16	2195	88.01	1.28	FA 87	4
19	1905	76.39	1.48	FAF 87	4
21	1706	68.40	1.65	F 87	4
25	1415	56.75	1.99	FF 87	4
29	1254	50.29	2.2		
32	1128	45.22	2.5		
22	1653	66.28	0.85		
25	1450	58.16	0.97		
26	1374	55.12	1.03		
30	1203	48.24	1.17		
33	1084	43.46	1.30		
38	951	38.12	1.48	FA 77	4
43	839	33.64	1.68	FAF 77	4
48	744	29.82	1.90	F 77	4
57	635	25.47	2.2	FF 77	4
50	717	28.59	1.97		
56	636	25.50	2.2		
67	534	21.43	2.6		
73	491	19.70	2.9		
53	683	27.41	1.13		
57	627	25.13	1.23		
65	550	22.05	1.40		
69	521	20.90	1.48		
79	456	18.29	1.69		
87	411	16.48	1.88		
100	361	14.46	2.1	FA 67	4
113	318	12.76	2.4	FAF67	4
127	282	11.31	2.7	F 67	4
149	241	9.66	3.2	FF 67	4
150	240	9.61	2.1		
158	227	9.11	2.4		
181	199	7.97	2.9		
201	179	7.18	3.3		
229	157	6.30	3.6		
259	139	5.56	4.0		
292	123	4.93	4.3		
342	105	4.21	4.5		
68	528	21.17	1.07		
75	477	19.11	1.18		
86	419	16.81	1.35		
91	396	15.88	1.42	FA 57	4
107	337	13.52	1.67	FAF57	4
117	306	12.29	1.84	F 57	4
135	265	10.64	2.1	FF 57	4
155	232	9.31	1.70		
176	204	8.19	1.93		
186	193	7.73	2.0		
219	164	6.58	2.4		
241	149	5.98	2.6		
278	129	5.18	3.0		

输出转速 Output speed r/min	输出扭矩 Output torque Nm	传动比 Ratio i	使用系数 Service factor f_B	机型号 Type	极数 Pole P
5.5kW					
2.5	18699	576	0.90		
2.9	16329	503	1.04		
3.2	14479	446	1.17		
4.1	11460	353	1.48	FA 157RF97	4
4.8	9771	301	1.73	FAF157RF97	4
5.3	8830	272	1.92	F 157RF97	4
6.2	7499	231	2.3	FF 157RF97	4
7.1	6558	202	2.6		
7.3	6363	196	2.7		
3.5	13537	417	0.83		
3.9	12109	373	0.93	FA 127RF87	4
4.6	10129	312	1.11	FAF127RF87	4
4.9	9512	293	1.19	F 127RF87	4
5.5	8505	262	1.33	FF 127RF87	4
6.4	7337	226	1.54		
				FA 127RF97	4
3.4	13732	423	0.82	FAF127RF97	4
3.9	12044	371	0.94	F 127RF97	4
				FF 127RF97	4
2.7	18293	266.76	0.92		
3.3	14977	218.40	1.1		
4.0	12149	177.17	1.4		
4.4	11269	164.33	1.5		
5.1	9724	141.80	1.7	FA 157	8
5.8	8581	125.14	2.0	FAF 157	8
6.6	7440	108.49	2.3	F 157	8
7.5	6619	96.53	2.6	FF 157	8
8.3	5959	86.90	2.8		
9.1	5450	79.47	3.1		
10	4742	69.15	3.6		
4.2	11817	172.33	0.95	FA 127	8
4.7	10616	154.81	1.06	FAF127	8
5.7	8620	125.71	1.31	F 127	8
6.2	7555	116.00	1.42	FF 127	8
6.7	7373	215.04	0.98		
7.2	6834	199.31	1.06	FA 107	4
8.1	6125	178.64	1.18	FAF107	4
8.9	5530	161.28	1.31	F 107	4
9.8	5023	146.49	1.44	FF 107	4
11	4456	129.97	1.62		
12	4044	117.94	1.79	FA 107	4
14	3476	101.38	2.1	FAF107	4
16	3171	92.47	2.3	F 107	4
16	3034	88.49	2.4	FF 107	4
17	2880	83.99	2.5		
11	4393	128.12	0.92		
13	3895	113.61	1.04		
14	3522	102.72	1.15		
15	3336	97.31	1.21		
16	3112	90.77	1.30	FA 97	4
17	2985	87.06	1.35	FAF97	4
18	2782	81.13	1.45	F 97	4
19	2620	76.40	1.54	FF 97	4
21	2504	73.03	1.68		
22	2268	66.14	1.78		
25	2011	58.65	2.0		
27	1818	53.03	2.2		
16	3018	88.01	0.93	FA 87	4
19	2619	76.39	1.08	FAF 87	4
21	2345	68.40	1.20	F 87	4
25	1946	56.75	1.45	FF 87	4

输出转速 Output speed r/min	输出扭矩 Output torque Nm	传动比 Ratio i	使用系数 Service factor f_B	机型号 Type	极数 Pole P
5.5kW					
29	1724	50.29	1.64		
32	1550	45.22	1.82		
37	1346	39.25	2.1	FA 87	4
41	1205	35.14	2.3	FAF 87	4
49	1000	29.16	2.8	F 87	4
42	1170	34.11	2.1	FF 87	4
51	974	28.41	2.4		
54	909	26.50	3.1		
61	812	23.68	3.5		
30	1654	48.24	0.85		
33	1490	43.46	0.95		
38	1307	38.12	1.08		
43	1153	33.64	1.22		
48	1022	29.82	1.38	FA 77	4
57	873	25.47	1.61	FAF 77	4
56	874	25.50	1.61	F 77	4
67	735	21.43	1.92	FF 77	4
73	675	19.70	2.1		
82	600	17.49	2.4		
92	536	15.64	2.6		
102	482	14.06	2.9		
118	418	12.20	3.4		
65	756	22.05	1.02		
69	717	20.9	1.08		
79	627	18.29	1.23		
87	565	16.48	1.36		
100	496	14.46	1.55		
113	438	12.76	1.76	FA 67	4
127	388	11.31	2.0	FAF67	4
149	331	9.66	2.3	F 67	4
150	329	9.61	1.5	FF 67	4
158	312	9.11	1.7		
181	273	7.97	2.1		
201	246	7.18	2.4		
229	216	6.30	2.7		
259	191	5.56	2.9		
292	169	4.93	3.1		
342	144	4.21	3.3		
86	576	16.81	0.98		
91	544	15.88	1.04		
107	464	13.52	1.22		
117	421	12.29	1.34	FA 57	4
135	365	10.64	1.55	FAF 57	4
176	281	8.19	1.41	F 57	4
186	265	7.73	1.49	FF 57	4
219	226	6.58	1.75		
241	205	5.98	1.93		
278	178	5.18	2.2		
7.5kW					
4.6	13812	312	0.82	FA 127RF87	4
4.9	12971	293	0.87	FAF127RF87	4
5.5	11598	262	0.97	F 127RF87	4
6.4	10005	226	1.13	FF 127RF87	4
7.2	8854	200	1.27		
3.3	20350	217.62	0.83		
4.0	16664	178.20	1.02		
4.4	15238	162.96	1.11	FA 157	8
5.1	13260	141.80	1.28	FAF 157	8
5.8	11702	125.14	1.45	F 157	8
6.6	10145	108.49	1.67	FF 157	8
7.5	9027	96.53	1.87		

输出转速 Output speed r/min	输出扭矩 Output torque Nm	传动比 Ratio i	使用系数 Service factor f_B	机型号 Type	极数 Pole P
7.5kW					
8.4	8023	85.80	2.1	FA 157	8
9.2	7337	78.46	2.3	FAF 157	8
10.5	6385	68.28	2.7	F 157	8
12	5634	60.25	3.0	FF 157	8
13.8	4885	52.24	3.5		
15.5	4346	46.48	3.9		
18	3746	40.06	4.5		
3.6	18709	266.76	0.90		
4.4	15317	218.40	1.11		
5.4	12425	177.17	1.36		
5.8	11525	164.33	1.47		
6.8	9945	141.80	1.70	FA 157	6
7.7	8776	125.14	1.93	FAF 157	6
8.8	7609	108.49	2.2	F 157	6
9.9	6770	96.53	2.5	FF 157	6
11	6095	86.90	2.8		
12	5573	79.47	3.0		
14	4850	69.15	3.5		
16	4280	61.02	4.0		
18	3711	52.91	4.6		
5.7	11816	126.36	0.95	FA 127	8
6.2	10776	115.24	1.05	FAF127	8
7.2	9326	99.73	1.21	F 127	8
8.2	8229	88.00	1.37	FF 127	8
5.6	12086	172.33	0.93	FA 127	6
6.2	10857	154.81	1.04	FAF127	6
7.6	8816	125.71	1.28	F 127	6
8.3	8135	116.00	1.39	FF 127	6
				FA 127	4
8.5	7947	172.33	1.42	FAF127	4
9.4	7139	154.81	1.58	F 127	4
12	5797	125.71	1.95	FF 127	4
8.2	8238	178.64	0.88		
9.1	7437	161.28	0.97		
10	6755	146.49	1.07		
11	5994	129.97	1.20	FA 107	4
12	5439	117.94	1.33	FAF107	4
14	4675	101.38	1.54	F 107	4
16	4264	92.47	1.69	FF 107	4
16	4081	88.49	1.77		
17	3873	83.99	1.86		
20	3436	74.52	2.1		
22	3118	67.62	2.3		
15	4487	97.31	0.90		
16	4186	90.77	0.97		
17	4015	87.06	1.01.		
18	3741	81.13	1.08		
19	3523	76.40	1.15		
21	3229	70 .03	1.25	FA 97	4
22	3050	66.14	1.33	FAF97	4
25	2705	58.65	1.49	F 97	4
28	2445	53.03	1.65	FF 97	4
32	2072	44.94	1.95		
37	1810	39.26	2.2		
44	1514	32.83	2.7		
33	2023	43.87	2.0		
40	1704	36.96	2.4		
43	1580	34.26	2.6		
48	1416	30.70	2.9		

输出转速 Output speed r/min	输出扭矩 Output torque Nm	传动比 Ratio i	使用系数 Service factor f_B	机型号 Type Type	极数 Pole P
7.5kW					
26	2617	56.75	1.08		
29	2319	50.29	1.19		
32	2085	45.22	1.2 7		
37	1810	39.25	1.41		
42	1620	35.14	1.51		
50	1345	29.16	1.75	FA 87	4
51	1327	28.41	1.74	FAF87	4
55	1222	26.50	2.3	F 87	4
62	1092	23.68	2.6	FF 87	4
68	983	21.32	2.9		
76	890	19.31	3.2		
85	789	17.12	3.6		
94	714	15.48	4.0		
43	1551	33.64	0.91		
49	1375	29.82	1.03		
57	1175	25.47	1.16		
57	1176	25.50	1.20		
68	988	21.43	1.43		
74	908	19.70	1.55		
83	807	17.49	1.75		
93	721	15.64	1.95		
104	648	14.06	2.2	FA 77	4
120	563	12.20	2.5	FAF77	4
134	504	10.93	2.8	F 77	4
156	431	9.35	2.4	FF 77	4
176	383	8.30	2.7		
197	342	7.42	3.0		
219	308	6.67	3.3		
252	267	5.79	3.8		
281	239	5.19	4.2		
340	198	4.30	4.8		
11kW					
4.9	19275	301	0.88		
5.4	17418	272	0.97	FA 157RF97	4
6.3	14793	231	1.14	FAF157RF97	4
7.2	12936	202	1.31	F 157RF97	4
7.4	12551	196	1.35	FF 157RF97	4
6.5	14472	226	0.78	FA 127RF87	4
7.3	12807	200	0.88	FAF127RF87	4
8.7	10758	168	1.05	F 127RF87	4
				FF 127RF87	4
5.1	19181	141.80	0.88	FA 157	8
5.8	16928	125.14	1.00	FAF157	8
6.7	14675	108.49	1.15	F 157	8
7.6	13058	96.53	1.30	FF 157	8
5.5	18036	177.17	0.94		
5.9	16729	164.33	1.01		
6.8	14435	141.80	1.17	FA 157	6
7.8	12739	125.14	1.33	FAF157	6
8.9	11044	108.49	1.53	F 157	6
10	9827	96.53	1.72	FF 157	6
11	8847	86.90	1.91		
12	8090	79.47	2.1		
5.5	18042	266.76	0.94		
6.7	14776	218.46	1.15		
8.2	12053	177.17	1.40	FA 157	4
8.9	11114	164.33	1.52	FAF157	4
10	9591	141.80	1.76	F 157	4
12	8464	125.14	2.0	FF 157	4
13	7338	108.49	2.3		

输出转速 Output speed r/min	输出扭矩 Output torque Nm	传动比 Ratio i	使用系数 Service factor f_B	机型号 Type Type	极数 Pole P
11kW					
15	6529	96.53	2.6	FA 157	4
17	5877	86.90	2.9	FAF157	4
18	5375	79.47	3.1	F 157	4
21	4677	69.15	3.6	FF 157	4
7.7	12864	125.71	0.88	FA 167	6
8.4	11732	116.00	0.96	FAF167	6
10	10153	99.73	1.11	F 167	6
11	8958	88.00	1.26	FF 167	6
13	7737	76.00	1.46		
8.5	11656	172.33	0.97		
9.4	10471	154.81	1.08		
12	8502	125.71	1.33	FA 127	4
13	7846	116.00	1.44	FAF127	4
15	6745	99.73	1.67	F 127	4
17	5952	88.00	1.90	FF 127	4
19	5140	76.00	2.2		
12	7977	117.94	0.91		
14	6857	101.38	1.05		
16	6254	92.47	1.15		
17	5681	83.99	1.27		
20	5040	74.52	1.43	FA 107	4
22	4573	67.62	1.58	FAF107	4
25	3931	58.12	1.84	F 107	4
29	3431	50.73	2.1	FF 107	4
34	2910	43.03	2.5		
43	2285	33.78	3.2		
53	1855	27.43	3.9		
58	1712	25.31	4.2		
22	4473	66.14	0.90		
25	3967	58.65	1.02		
28	3587	53.03	1.13		
32	3040	44.94	1.33	FA 97	4
37	2655	39.26	1.52	FAF97	4
44	2220	32.83	1.82	F 97	4
43	2317	34.26	1.74	FF 97	4
48	2076	30.70	1.95		
53	1875	27.72	2.2		
58	1703	25.18	2.4		
65	1511	22.34	2.7		
37	2655	39.25	0.96		
42	2377	35.14	1.03		
50	1972	29.16	1.20		
55	1792	26.50.	1.57	FA 87	4
62	1602	23.68	1.76	FAF87	4
68	1442	21.32	1.96	F 87	4
76	1306	19.31	2.16	FF 87	4
85	1158	17.12	2.4		
94	1047	15.48	2.7		
111	887	13.12	3.2		
74	1332	19.70	1.06		
83	1183	17.49	1.19		
93	1058	15.64	1.33		
104	951	14.06	1.48		
120	825	12.20	1.71	FA 77	4
134	739	10.93	1.91	FAF77	4
156	632	9.35	1.61	F 77	4
176	561	8.30	1.81	FF 77	4
197	502	7.42	2.0		
219	451	6.67	2.3		
252	392	5.79	2.6		
281	351	5.19	2.9		
340	291	4.30	3.3		

输出转速 Output speed r/min	输出扭矩 Output torque Nm	传动比 Ratio i	使用系数 Service factor f_B	机型号 Type Type	极数 Pole P
15kW					
6.3	20172	231	0.84	FA 157RF97	4
7.2	17639	202	0.96	FAF157RF97	4
7.4	17115	196	0.99	F 157RF97	4
				FF 157RF97	4
6.8	19685	141.80	0.86		
7.8	17372	125.14	0.97	FA 157	6
8.9	15061	108.49	1.12	FAF157	6
10	13400	96.53	1.26	F 157	6
11	12063	86.90	1.40	FF 157	6
6.7	20143	218.40	0.84		
8.2	16340	177.17	1.04		
8.9	15156	164.33	1.12		
10	13078	141.80	1.29		
12	11542	125.14	1.47	FA 157	4
13	10006	108.49	1.69	FAF157	4
15	8903	96.53	1.90	F 157	4
17	8015	86.90	2.1	FF 157	4
18	7329	79.47	2.3		
21	6378	69.15	2.7		
24	5628	61.02	3.0		
9.7	13844	99.73	0.81		
11	12216	88.00	0.92	FA 127	6
13	10550	76.00	1.07	FAF127	6
14	9803	70.62	1.15	F 127	6
15	8941	64.41	1.26	FF 127	6
12	11594	125.71	0.97		
13	10699	116.00	1.05	FA 127	4
15	9198	99.73	1.23	FAF127	4
17	8116	88.00	1.39	F 127	4
19	7009	76.00.	1.61	FF 127	4
21	6513	70.62	1.73		
16	8528	92.47	0.85		
16	8161	88.49	0.88		
17	7746	83.99	0.93		
20	6873	74.52	1.05		
22	6237	67.62	1.16		
25	5360	58.12	1.35	FA 107	4
29	4679	50.73	1.54	FAF107	4
34	3969	43.03	1.82	F 107	4
39	3469	37.61	2.1	FF 107	4
46	2933	31.80	2.5		
43	3116	33.78	2.3		
53	3530	27.43	2.8		
58	2334	25.31	3.1		
67	2007	21.76	3.6		
32	4145	44.94	0.98		
37	3621	39.26	1.12		
44	3028	32.83	1.33		
43	3160	34.26	1.28		
48	2831	30.70	1.43	FA 97	4
53	2557	27.72	1.58	FAF97	4
58	2322	25.18	1.74	F 97	4
65	2060	22.34	1.96	FF 97	4
72	1869	20.27	2.2		
84	1607	17.42	2.5		
96	1403	15.21	2.9		
113	1190	12.90	3.4		
129	1040	11.28	3.9		

输出转速 Output speed r/min	输出扭矩 Output torque Nm	传动比 Ratio i	使用系数 Service factor f_B	机型号 Type Type	极数 Pole P
15kW					
55	2444	26.50	1.15		
62	2184	23.68	1.29		
68	1966	21.32	1.43		
76	1781	19.31	1.58		
85	1579	17.12	1.79		
94	1428	15.48	1.98		
111	1210	13.12	2.3	FA 87	4
127	1057	11.46	2.7	FAF87	4
152	884	9.58	3.1	F 87	4
173	780	8.46	1.84	FF 87	4
195	692	7.50	2.1		
215	625	6.78	2.3		
254	530	5.75	2.8		
291	463	5.02	3.1		
348	387	4.20	3.5		
18.5kW					
7.3	21607	202	0.78	FA 157RF97	4
7.5	20965	196	0.81	FAF157RF97	4
				F 157RF97	4
				FF 157RF97	4
8.3	20016	177.17	0.85		
8.9	18565	164.33	0.91		
10	16020	141.80	1.06		
12	14138	125.14	1.20		
14	12257	108.49	1.38	FA 157	4
15	10906	96.53	1.55	FAF157	4
17	9818	86.90	1.72	F 157	4
18	8978	79.47	1.88	FF 157	4
21	7812	69.15	2.2		
24	6894	61.02	2.5		
28	5978	52.91	2.8		
13	13105	116.00	0.86		
15	11267	99.73	1.00		
17	9942	88.00	1.13	FA 127	4
19	8586	76.00	1.31	FAF127	4
21	7978	70.62	1.41	F 127	4
23	7277	64.41	1.55	FF 127	4
26	6297	55.74	1.79		
30	5557	49.19	2.0		
20	8419	74.52	0.86		
22	7639	67.62	0.94		
25	6566	58.12	1.10		
29	5731	50.73	1.26		
34	4861	43.03	1.49	FA 107	4
39	4249	37.61	1.70	FAF107	4
46	3593	31.80	2.0	F 107	4
44	3817	33.78	1.89	FF 107	4
53	3099	27.43	2.3		
58	2859	25.31	2.5		
68	2458	21.76	2.9		
37	4435	39.26	0.91		
45	3709	32.83	1.09		
53	3132	27.72	1.29		
58	2845	25.18	1.42	FA 97	4
66	2524	22.34	1.60	FAF97	4
73	2290	20.27	1.77	F 97	4
84	1274	17.42	3.17	FF 97	4
97	1718	15.21	2.35		
114	1457	12.90	2.77		
130	1274	11.28	3.17		

输出转速 Output speed r/min	输出扭矩 Output torque Nm	传动比 Ratio i	使用系数 Service factor f_B	机型号 Type Type	极数 Pole P
18.5kW					
69	2409	21.32	1.17		
76	2182	19.31	1.29		
86	1934	17.12	1.46		
95	1749	15.48	1.61		
112	1482	13.12	1.90		
128	1295	11.46	2.2	FA 87	4
153	1082	9.58	2.5	FAF 87	4
174	956	8.46	1.50	F 87	4
196	847	7.50	1.70	FF 87	4
217	766	6.78	1.88		
256	650	5.75	2.2		
293	567	5.02	2.5		
350	474	4.20	2.9		
22kW					
10	19654	96.53	0.86	FA 157	6
11	17693	86.90	0.96	FAF 157	6
12	16180	79.47	1.05	F 157	6
14	14079	69.15	1.20	FF 157	6
10	19051	141.80	0.89		
12	16813	125.14	1.01		
14	14576	108.49	1.16		
15	12969	96.53	1.30		
17	11675	86.90	1.45	FA 157	4
18	10677	79.47	1.58	FAF 157	4
21	9290	69.15	1.82	F 157	4
24	8198	61.02	2.1	FF 157	4
28	7108	52.91	2.4		
31	6324	47.07	2.7		
36	5451	40.57	3.1		
45	4430	32.97	3.8		
15	13399	99.73	0.84		
17	11823	88.00	0.95		
19	10211	76.00	1.10	FA 127	4
21	9488	70.62	1.19	FAF 127	4
23	8653	64.41	1.30	F 127	4
26	7489	55.74	1.51	FF 127	4
30	6609	49.19	1.71		
35	5707	42.48	198		
25	7808	58.12	0.92		
29	6816	50.73	1.06		
34	5781	43.03	1.25		
39	5053	37.61	1.43	FA 107	4
46	4272	31.08	1.69	FAF 107	4
44	4540	33.78	1.59	F 107	4
54	3685	27.43	1.96	FF 107	4
58	3400	25.31	2.1		
68	2923	21.76	2.5		
77	2580	19.20	2.8		
53	3724	27.72	1.09		
58	3383	25.18	1.19		
66	3001	22.34	1.35	FA 97	4
73	2723	20.27	1.48	FAF 97	4
84	2340	17.42	1.73	F 97	4
97	2043	15.21	2.0	FF 97	4
114	1733	12.90	2.3		
130	1515	11.28	2.7		
69	2864	21.32	0.98	FA 87	4
76	2594	19.31	1.09	FAF 87	4
86	2300	17.12	1.23	F 87	4
95	2080	15.48	1.36	FF 87	4

输出转速 Output speed r/min	输出扭矩 Output torque Nm	传动比 Ratio i	使用系数 Service factor f_B	机型号 Type Type	极数 Pole P
22kW					
112	1763	13.12	1.60		
128	1540	11.46	1.83		
153	1287	9.58	2.1		
174	1137	8.46	1.27	FA 87	4
196	1008	7.50	1.43	FAF 87	4
217	911	6.78	1.58	F 87	4
256	773	5.75	1.86	FF 87	4
293	674	5.02	2.1		
350	564	4.20	2.4		
30kW					
14	19876	108.49	0.85		
15	17685	96.53	0.96		
17	15920	86.90	1.06		
18	14559	79.47	1.16	FA 157	4
21	12669	69.15	1.34	FAF 157	4
24	11179	61.02	1.51	F 157	4
28	9693	52.91	1.75	FF 157	4
31	8623	.47.07	2.0		
36	7433	40.57	2.3		
19	13924	76.00	0.81		
21	12938	70.62	0.87		
23	11800	64.41	0.96		
26	10212	55.74	1.10		
30	9012	49.19	1.25		
35	7783	42.48	1.45	FA 127	4
39	6883	37.57	1.64	FAF 127	4
47	5786	31.58	1.95	F 127	4
58	4672	25.50	2.4	FF 127	4
54	4961	26.92	1.6		
59	4536	24.97	1.8		
68	3948	21.55	2.9		
77	3483	19.01	3.2		
34	7883	43.03	0.92		
39	6890	37.61	1.05		
46	5826	31.80	1.24		
54	5025	27.43	1.44	FA 107	4
58	4637	25.31	1.56	FAF 107	4
68	3987	21.76	1.81	F 107	4
77	3518	19.20	2.1	FF 107	4
89	3038	16.58	2.4		
100	2688	14.67	2.7		
119	2259	12.33	2.9		
148	1825	9.96	3.3		
66	4093	22.34	0.99		
73	3714	20.27	1.09		
84	3191	17.42	1.27		
97	2787	15.21	1.45		
114	2363	12.90	1.71	FA 97	4
130	2067	11.28	1.86	FAF 97	4
159	1698	9.27	1.31	F 97	4
175	1541	8.41	1.44	FF 97	4
203	1325	7.23	1.67		
233	1156	6.31	1.83		
275	980	5.35	2.1		
314	857	4.68	2.2		

输出转速 Output speed r/min	输出扭矩 Output torque Nm	传动比 Ratio i	使用系数 Service factor f_B	机型号 Type Type	极数 Pole P
37kW					
17	19503	86.90	0.87		
19	17835	79.47	0.95		
21	15519	69.15	1.09	FA 157	4
24	13694	61.02	1.24	FAF 157	4
28	11874	52.91	1.42	F 157	4
31	10564	47.07	1.60	FF 157	4
36	9105	40.57	1.86		
45	7399	32.97	2.3		
53	6275	27.96	2.7		
27	12509	55.74	0.90		
15	22261	49.19	0.51		
35	9534	42.48	1.18		
39	8432	37.57	1.34		
47	7087	31.58	1.59		
58	5723	25.50	1.97		
55	6077	26.92	1.31	FA 127	4
60	5557	24.97	1.44	FAF 127	4
69	4836	21.55	2.3	F 127	4
78	4266	19.01	2.4	FF 127	4
90	3699	16.48	2.8		
101	3292	14.67	3.1		
117	2837	12.64	3.3		
144	2305	10.27	3.9		
169	1966	8.76	3.3		
190	1748	7.79	3.2		
54	6156	27.43	1.20		
58	5680	25.31	1.30		
68	4883	21.76	1.51		
77	4309	19.20	1.7		
89	3721	16.58	2.0	FA 107	4
101	3292	14.67	2.2	FAF 107	4
120	2767	12.33	2.4	F 107	4
149	2235	9.96	2.7	FF 107	4
153	2166	9.65	2.1		
177	1872	8.34	2.4		
201	1654	7.37	2.6		
239	1391	6.20	3.1		
45kW					
21	18874	69.15	0.90		
24	16655	61.02	1.02		
28	14442	52.91	1.17	FA 157	4
31	12848	47.07	1.32	FAF 157	4
36	11074	40.57	1.53	F 157	4
45	8999	32.97	1.88	FF 157	4
53	7632	27.96	2.2		
30	13426	49.19	0.84		
35	11595	42.48	0.97		
39	10255	37.57	1.10		
47	8620	31.58	1.31		
58	6960	25.50	1.62		
55	7391	26.92	1.08		
60	6758	24.97	1.18		
69	5882	21.55	1.92	FA 127	4
78	5189	19.01	2.0	FAF 127	4
90	4498	16.48	2.3	F 127	4
101	4004	14.67	2.6	FF 127	4
117	3450	12.64	2.7		
144	2803	10.27	3.2		
169	2391	8.76	2.8		
190	2126	7.79	2.7		
220	1834	6.72	3.6		
271	1490	5.46	3.8		

输出转速 Output speed r/min	输出扭矩 Output torque Nm	传动比 Ratio i	使用系数 Service factor f_B	机型号 Type Type	极数 Pole P
45kW					
54	7525	27.57	0.98		
59	6862	25.14	1.07		
68	5939	21.76	1.24		
77	5241	19.2	1.41		
89	4525	16.58	1.63	FA 107	4
101	4004	14.67	1.80	FAF 107	4
120	3365	12.33	2.0	F 107	4
149	2719	9.96	2.2	FF 107	4
153	2634	9.65	1.8		
177	2276	8.34	2.0		
201	2012	7.37	2.1		
239	1692	6.20	2.6		
55kW					
24	20357	61.02	0.83		
28	17651	52.91	0.96		
31	15703	47.07	1.08		
36	13534	40.57	1.25	FA 157	4
45	10999	32.97	1.54	FAF 157	4
53	9328	27.96	1.81	F 157	4
58	8484	25.43	1.66	FF 157	4
67	7393	22.16	2.3		
75	6595	19.77	2.4		
88	5621	16.85	3.0		
39	12534	37.57	0.90		
47	10535	31.58	1.07		
58	8507	25.5	1.33		
69	7189	21.55	1.57		
78	6342	19.01	1.63		
90	5498	16.48	1.88	FA 127	4
101	4894	14.67	2.1	FAF 127	4
117	4217	12.64	2.2	F 127	4
144	3426	10.27	2.6	FF 127	4
169	2922	8.76	2.3		
190	2599	7.79	2.2		
220	2242	6.72	2.9		
271	1821	5.46	3.1		
320	1545	4.63	3.7		
75kW					
31	21413	47.07	0.79		
36	18456	40.57	0.92		
45	14999	32.97	1.13		
53	12719	27.96	1.33	FA 157	4
58	11569	25.43	1.22	FAF 157	4
67	10081	22.16	1.68	F 157	4
75	8994	19.77	1.78	FF 157	4
88	7665	16.58	2.2		
106	6351	13.96	2.5		
124	5423	11.92	2.8		
58	11600	25.50	0.97		
69	9803	21.55	1.2		
78	8648	19.01	1.2		
90	7497	16.48	1.4		
101	6674	14.67	1.5	FA 127	4
117	5750	12.64	1.6	FAF 127	4
144	4672	10.27	1.9	F 127	4
169	3985	8.76	1.7	FF 127	4
190	3544	7.79	1.6		
220	3057	6.72	2.2		
271	2484	5.46	2.3		
320	2106	4.63	2.7		

输出转速 Output speed r/min	输出扭矩 Output torque Nm	传动比 Ratio i	使用系数 Service factor f_B	机型号 Type	极数 Pole P
90kW					
45	17998	32.97	0.94		
53	15263	27.96	1.11		
58	13882	25.43	1.02	FA 157	4
67	12097	22.16	1.40	FAF157	4
75	10792	19.77	1.48	F 157	4
88	9198	16.85	1.84	FF 157	4
106	7621	13.96	2.1		
124	6507	11.92	2.3		
58	13920	25.50	0.81		
69	11764	21.55	0.96		
78	10378	19.01	1.00		
90	8953	16.48	1.15		
101	8008	14.67	1.29	FA 127	4
117	6900	12.64	1.36	FAF 127	4
144	5606	10.27	1.59	F 127	4
169	4782	8.76	1.38	FF 127	4
190	4253	7.79	1.33		
220	3668	6.72	1.79		
271	2981	5.46	1.89		
320	2528	4.63	2.2		
110kW					
53	18530	27.96	0.91		
67	14686	22.16	1.15	FA 157	4
75	13102	19.77	1.22	FAF157	4
88	11167	16.85	1.52	F 157	4
107	9252	13.96	1.73	FF 157	4
125	7900	11.92	1.90		
132kW					
67	17623	22.16	0.96	FA 157	4
75	15723	19.77	1.02	FAF157	4
88	13400	16.85	1.26	F 157	4
107	11102	13.96	1.44	FF 157	4
125	9480	11.92	1.59		
160kW					
				FA 157	4
88	16243	16.85	1.04	FAF 157	4
107	13457	13.96	1.19	F 157	4
125	11491	11.92	1.31	FF 157	4
200kW					
				FA 157	4
88	20304	16.85	0.83	FAF157	4
107	16821	13.96	0.95	F 157	4
125	14363	11.92	1.05	FF 157	4

Mamax Permissible torque Nm	输出转速 Output speed r/min	传动比 Ratio i	机型号 Type	功率 Power KW/4p
200	5.3	262	FA 37RF17 FA F37RF17 F 37RF17 FF 37RF17	0.18
	6.1	229		
	7.0	200		
	8.2	170		
	9.1	153		0.25
	10	133		
	11	129		
400	2.5	563	FA 47RF17 FA F47RF17 F 47RF17 FF 47RF17	0.18
	2.9	477		
	3.1	445		
	3.6	389		
	4.0	346		
	4.6	304		0.25
	4.7	293		
	6.0	230		
	6.4	216		0.37
	7.4	188		
	7.9	176		
	9.4	148		0.55
	11	130		
600	1.6	856	FA 57RF37 FA F57RF37 F 57RF37 FF 57RF37	0.18
	1.9	749		
	2.1	658		
	2.5	549		0.25
	2.9	483		
	3.3	426		0.25
	3.6	382		
	4.2	330		0.37
	4.7	298		
	5.3	262		
	6.2	226		0.55
	7.0	200		
	8.4	166		0.75
	9.1	152		
	10	134		
820	1.2	1126	FA 67RF37 FA F67RF37 F 67RF37 FF 67RF37	0.18
	1.4	984		
	1.6	864		
	1.9	722		0.25
	2.2	633		
	2.6	527		
	2.8	500		0.37
	3.1	454		
	3.5	392		
	4.2	333		0.55
	4.7	297		
	5.3	261		
	5.8	238		
	7.0	200		0.75
1500	0.7	2024	FA 77RF37 FA F77RF37 F 77RF37 FF 77RF37	0.18
	0.81	1728		
	0.91	1543		
	1.03	1354		
	1.2	1196		0.25
	1.3	1050		
	1.5	907		0.37
	1.7	810		
	2.0	710		

Mamax Permissible torque Nm	输出转速 Output speed r/min	传动比 Ratio i	机型号 Type	功率 Power KW/4p
1500	2.3	600	FA 77RF37 FA F77RF37 F 77RF37 FF 77RF37	0.55
	2.6	525		
	3.0	469		
	3.4	412		0.75
	3.9	357		
	4.4	314		
3000	0.33	4245	FA 87RF57 FA F 87RF57 F 87RF57 FF 87RF57	0.18
	0.37	3721		
	0.43	3244		0.18
	0.48	2881		
	054	2575		0.25
	0.63	2199		
	0.72	1930		
	0.81	1709		0.37
	0.93	1493		
	1.1	1300		0.55
	1.2	1148		
	1.4	1010		
	1.6	887		
	1.8	780		0.75
	2.1	674		
	2.3	609		1.1
	2.7	515		
	3.1	452		
	4.0	345		1.5
4300	0.21	6532	FA 97RF57 FA F 97RF57 F 97RF57 FF 97RF57	0.18
	0.24	5696		
	0.28	5032		
	0.32	4375		
	0.35	3946		0.25
	0.41	3401		
	0.47	2949		
	0.54	2590		0.37
	0.64	2267		
	0.70	1989		
	0.80	1739		0.55
	0.90	1542		
	1.0	1340		
	1.2	1182		0.75
	1.3	1032		
	1.5	907		1.1
	1.8	796		
	2.0	700		
	2.3	611		1.5
	2.6	534		
	3.0	472		
	3.5	410		2.2
	3.9	367		
	4.9	288		3
	5.7	247		
7840	0.12	11347	FA 107RF77 FA F 107RF77 F 107RF77 FF 107RF77	0.18
	0.14	10039		
	0.16	8548		
	0.18	7675		
	0.21	6615		0.25
	0.24	5820		
	0.27	5223		

表上所配功率均有超载，按实际条件确定的转矩不得大于减速机额定转矩。

The power are all overload in the table .The decided torque according to operating condition should not more than gear units' nominal torque.

F SERIES

Mamax Permissible torque Nm	输出转速 Output speed r/min	传动比 Ratio i	机型号 Type	功率 Power KW/4P
7840	0.30	4567	FA 107RF77 FAF 107RF77 F 107RF77 FF 107RF77	0.37
	0.40	3442		
	0.46	3037		0.55
	0.50	2756		
	0.59	2369		
	0.67	2068		0.75
	0.76	1826		
	0.88	1597		1.1
	1.0	1401		
	1.1	1243		
	1.3	1087		1.5
	1.5	950		
	1.7	834		2.2
	1.9	736		
	2.3	627		
	2.5	560		3
	2.9	489		
	3.3	427		
	4.0	362		4
	4.3	333		
12000	0.08	16787	FA 127RF77 FAF 127RF77 F 127RF77 FF 127RF77	0.18
	0.09	14838		
	0.11	13014		
	0.12	11748		
	0.14	10271		0.25
	0.16	8901		
	0.18	7703		0.37
	0.21	6768		
	0.23	5975		
	0.27	5076		0.55
	0.31	4466		
	0.36	3868		
	0.41	3403		0.75
	0.47	2987		
	0.52	2693		
	0.59	2376		1.1
	0.68	2054		
	0.78	1798		
	0.86	1619		1.5
	1.0	1401		
	1.2	1230		2.2
	1.3	1085		
	1.5	937		
	1.7	827		3
	1.9	733		
	2.2	640		
	2.7	542		4
	2.9	489		
	3.4	423		5.5
	3.9	371		
	3.0	483	FA 127RF87 FAF 127RF87 F 127RF87 FF 127RF87	5.5
	3.5	417		
	3.9	373		
	4.7	312		7.5
	5.0	293		
	7.3	200		11

Mamax Permissible torque Nm	输出转速 Output speed r/min	传动比 Ratio i	机型号 Type	功率 Power KW/4P
18000	0.04	31434		0.55
	0.05	26173		
	0.06	23464		
	0.07	20212		
	0.08	17984		
	0.08	16358		
	0.10	13751		
	0.11	12235		
	0.14	10033		1.1
	0.16	9021		
	0.17	8026		
	0.20	7065		0.55
	0.22	6286		
	0.26	5404		0.75
	0.29	4831		1.1
	0.34	4124		
	0.39	3602		2.2
	0.44	3205		
	0.50	2776	FA 157RF97 FAF 157RF97 F 157RF97 FF 157RF97	1.1
	1.00	1420		2.2
	0.57	2427		1.5
	0.64	2185		
	0.73	1944		2.2
	0.85	1674		
	1.1	1308		3
	1.2	1169		
	1.5	953		4
	1.7	845		
	1.9	764		
	2.1	680		5.5
	2.5	576		
	2.9	503		7.5
	3.3	446		
	4.9	301		11
	5.4	272		
	6.3	231		15
	7.2	202		
	4.9	196		18.5

表上所配功率均有超载，按实际条件确定的转矩不得大于减速机额定转矩。The power are all overload in the table .The decided torque according to operating condition should not more than gear units' nominal torque.

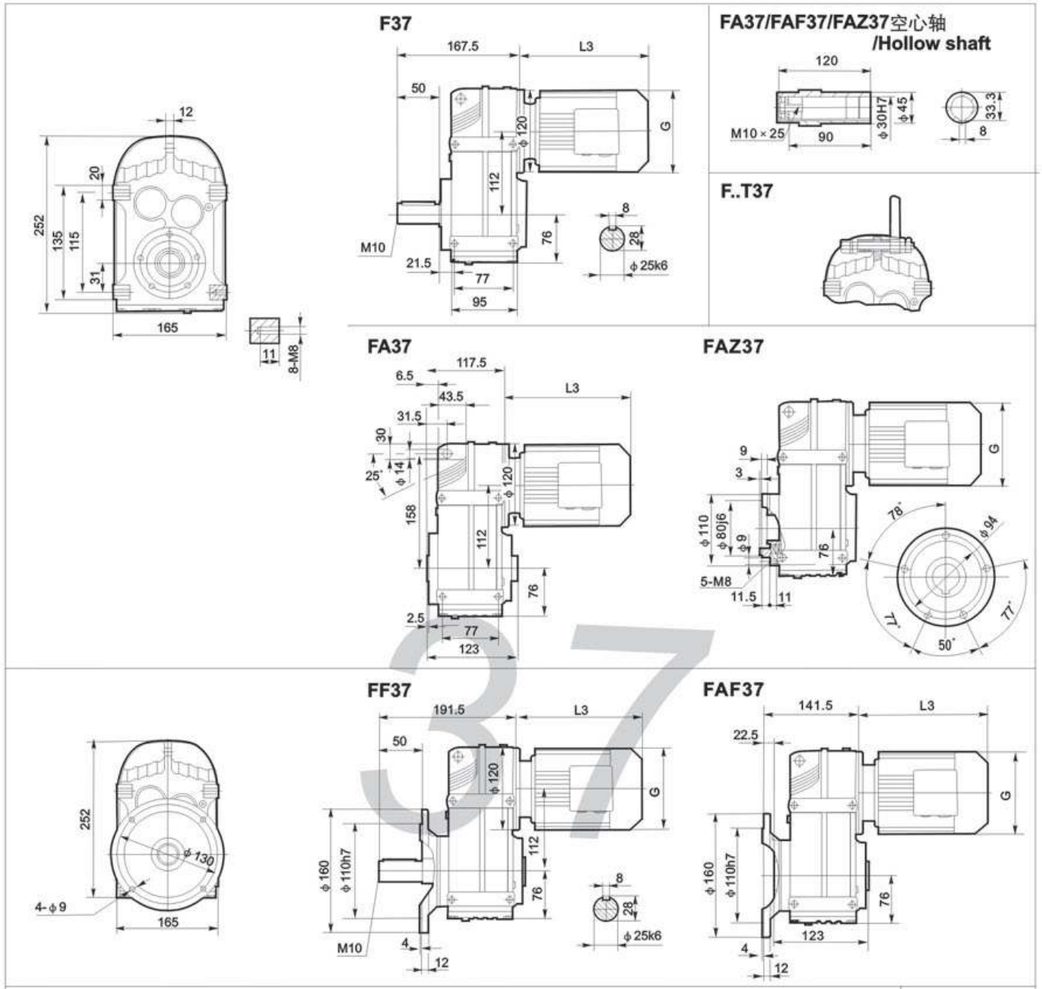

Y2电机机座号 Motor size	63	71	80	90S	90L	100
功率/4P Power/(KW)	0.18	0.25 0.37	0.55 0.75	1.1	1.5	2.2 3
L3	235	250	293	308	333	347
G	130	145	175	195	195	215
L2	85	85	127	127	127	132

注：其余尺寸见相对应结构形式

Note: For other values please refer to the opposited structure .

注：1.以上壳体为通用件，安装尺寸均可互相参照 2. "FA.." 表示F、FA、FF、FAF、FAZ 3.带锁紧盘式，详见156-157页

Note:1.The above housings are common parts. The mounting dimensions may consult each other.2."F.."mean TF、TFA、TFF、TFAF、TFAZ
3.Hollow shaft output with shrink disk, see P156-157for detail.

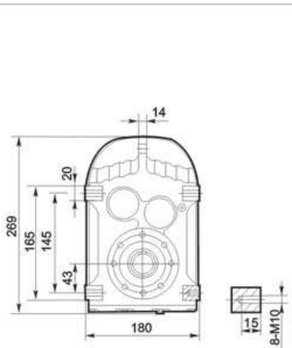

F47

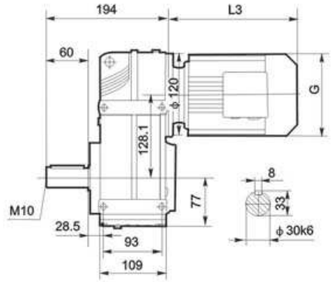

FA47/FAF47/FAZ47空心轴 /Hollow shaft

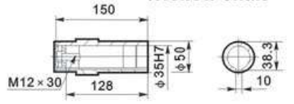

F...47



FA47

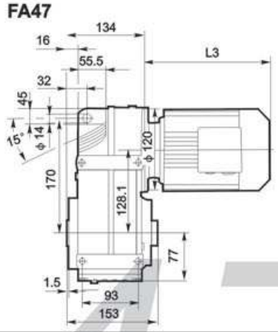

FAZ47

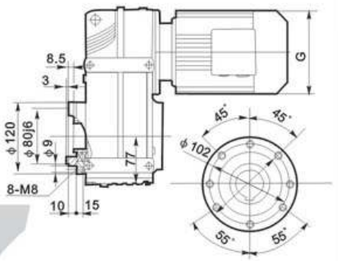

FF47

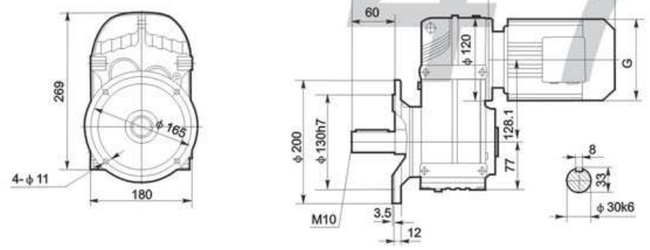

FAF47

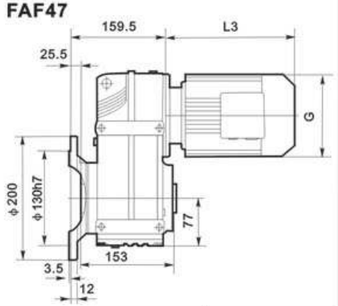

电机需方配或配特殊电机时需加联接法兰

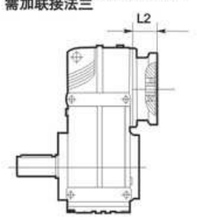

F...47RF17

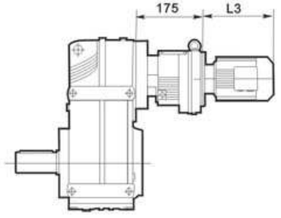

F...S47

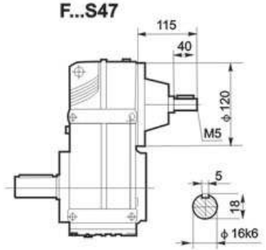

注：其余尺寸见相对应结构形式

Note: For other values please refer to the opposited structure .

When equipping the user’ s motor or the special one, the flange is required to connected.

Y2电机机座号 Motor size	63	71		80		90S	90L	100	
功率/4P Power/(KW)	0.18	0.25	0.37	0.55	0.75	1.1	1.5	2.2	3
L3	235	250		293		308	333	347	
G	130	145		175		195	195	215	
L2	85	85		127		127	127	132	

注：1.以上壳体为通用件，安装尺寸均可互相参照 2. “F..” 表示F、FA、FF、FAF、FAZ 3.带锁紧盘式，详见156-157页

Note:1.The above housings are common parts. The mounting dimensions may consult each other.2."F.."mean F、FA、FF、FAF、FAZ 3.Hollow shaft output with shrink disk, see P156-157for detail.

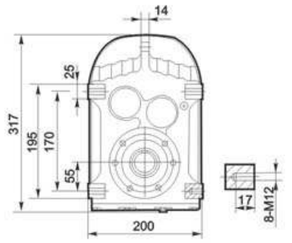

F57

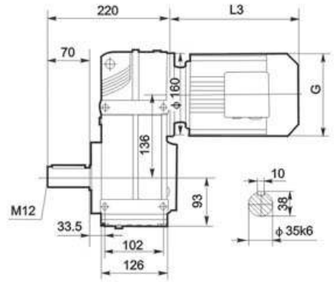

FA57/FAF57/FAZ57空心轴 /Hollow shaft

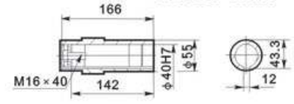

F...T57



FA57

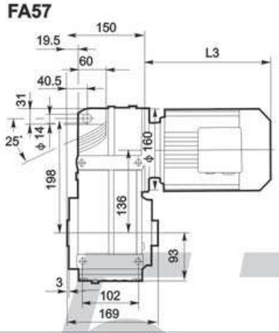

FAZ57

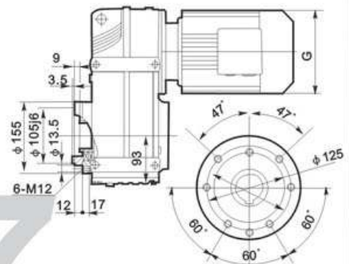

FF57

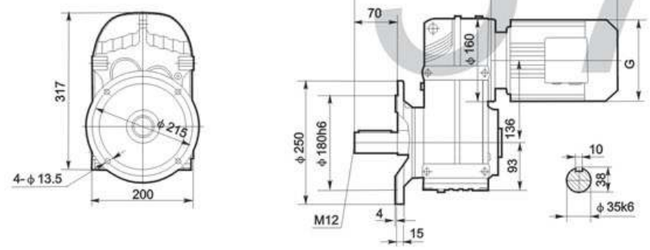

FAF57

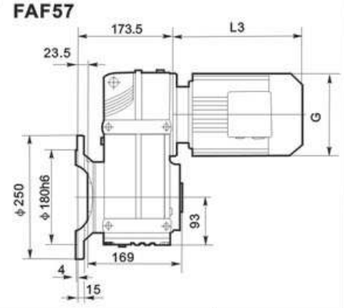

电机需方配或配特殊电机时需加联接法兰

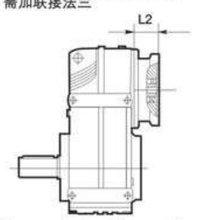

F...57RF37

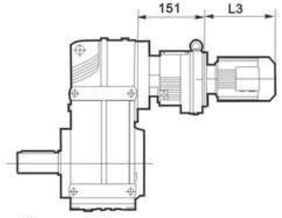

F...S57

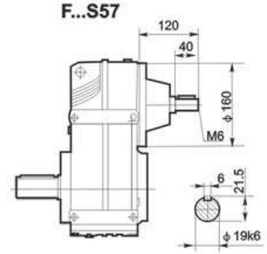

注：其余尺寸见相对应结构形式

Note: For other values please refer to the opposited structure .

When equipping the user’ s motor or the special one, the flange is required to connected.

Y2电机机座号 Motor size	63	71		80		90S	90L	100		112M	132S
功率/4P Power/(KW)	0.18	0.25	0.37	0.55	0.75	1.1	1.5	2.2	3	4	5.5
L3	223	244		293		304	329	357		383	428
G	130	145		175		195	195	215		240	275
L2	85	85		127		127	127	132		132	160

注：1.以上壳体为通用件，安装尺寸均可互相参照 2. “F..” 表示F、FA、FF、FAF、FAZ 3.带锁紧盘式，详见156-157页

Note:1.The above housings are common parts. The mounting dimensions may consult each other.2."F.."mean TF、FA、FF、FAF、FAZ 3.Hollow shaft output with shrink disk, see P156-157for detail.

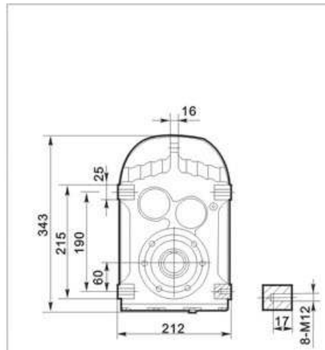

F67

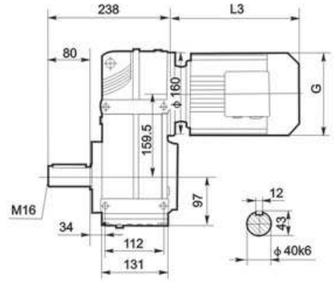

FA67/FAF67/FAZ67空心轴 /Hollow shaft

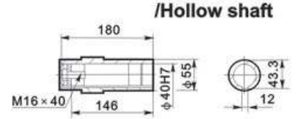

F...T67



FA67

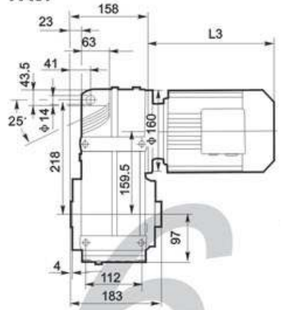

FAZ67

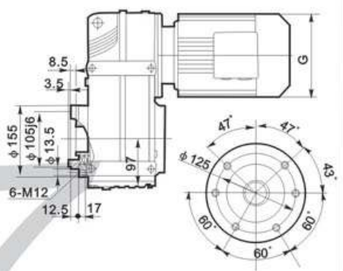

FF67

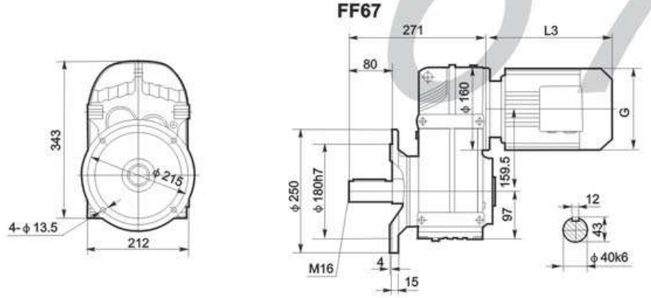

FAF67

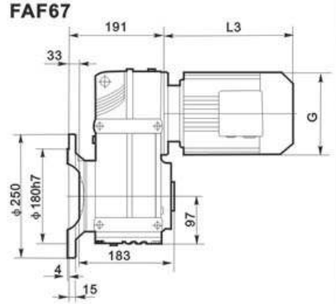

电机需方配或配特殊电机时需加联接法兰

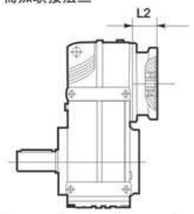

F..67RF37

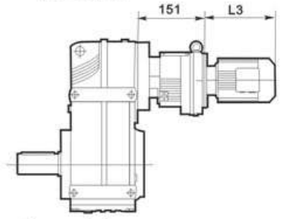

F..S67

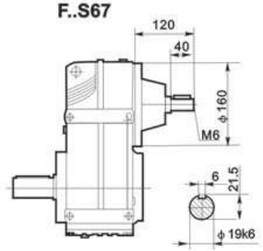

注：其余尺寸见相对应结构形式

Note: For other values please refer to the opposited structure .

When equipping the user’ s motor or the special one, the flange is required to connected.

Y2电机机座号 Motor size	63	71		80		90S	90L	100		112M	132S
功率/4P Power/(KW)	0.18	0.25	0.37	0.55	0.75	1.1	1.5	2.2	3	4	5.5
L3	223	244		293		304	329	357		383	428
G	130	145		175		195	195	215		240	275
L2	85	85		127		127	127	132		132	160

注：1.以上壳体为通用件，安装尺寸均可互相参照 2. “F..” 表示F、FA、FF、FAF、TFAZ 3.带锁紧盘式，详见156-157页

Note:1.The above housings are common parts. The mounting dimensions may consult each other.2."F.."mean F、FA、FF、FAF、FAZ 3.Hollow shaft output with shrink disk, see P156-157for detail.

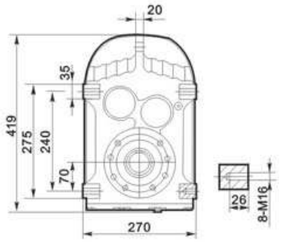

F77

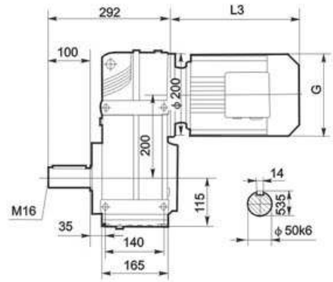

FA77/FAF77/FAZ77空心轴 /Hollow shaft

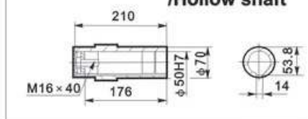

F...T77



FA77

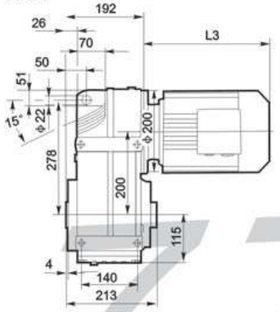

FAZ77

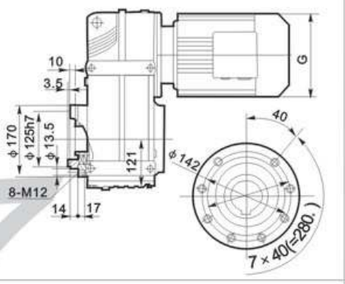

FF77

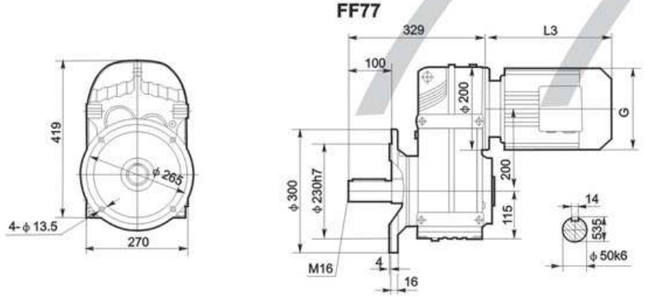

FAF77

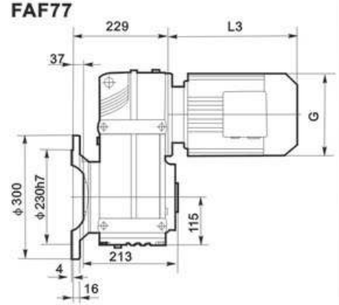

电机需方配或配特殊电机时需加联接法兰

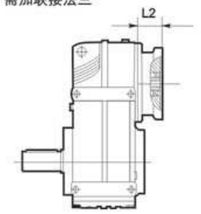

F..77RF37

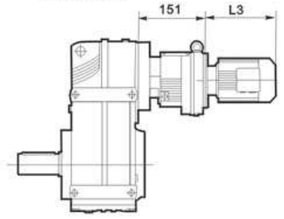

F..S77

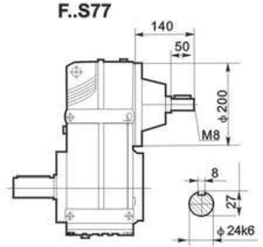

注：其余尺寸见相对应结构形式

Note: For other values please refer to the opposited structure .

When equipping the user’ s motor or the special one, the flange is required to connected.

Y2电机机座号 Motor size	71	80		90S	90L	100		112M	132S	132M	160M
功率/4P Power/(KW)	0.37	0.55	0.75	1.1	1.5	2.2	3	4	5.5	7.5	11
L3	237	292		297	322	354		391	430	463	555
G	145	175		195	195	215		240	275	275	330
L2	85	127		127	127	132		132	180	180	190

注：1.以上壳体为通用件，安装尺寸均可互相参照 2. “F..” 表示F、FA、FF、FAF、FAZ 3.带锁紧盘式，详见156-157页

Note:1.The above housings are common parts. The mounting dimensions may consult each other.2."F.."mean F、FA、FF、FAF、FAZ 3.Hollow shaft output with shrink disk, see P156-157for detail.

F87

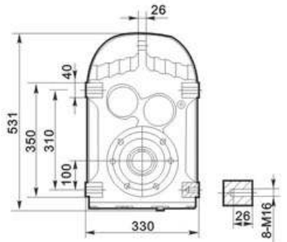

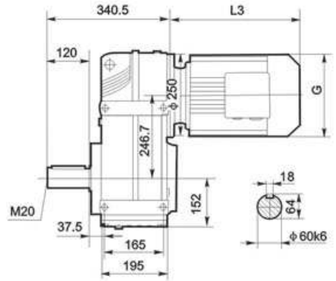

FA87/FAF87/FAZ87空心轴
/Hollow shaft

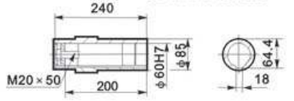

F...T87



FA87

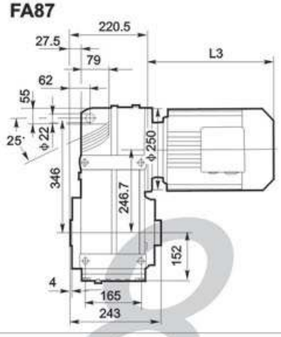

FAZ87

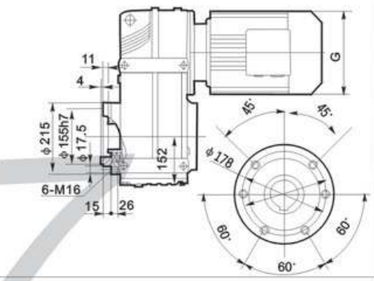

FF87

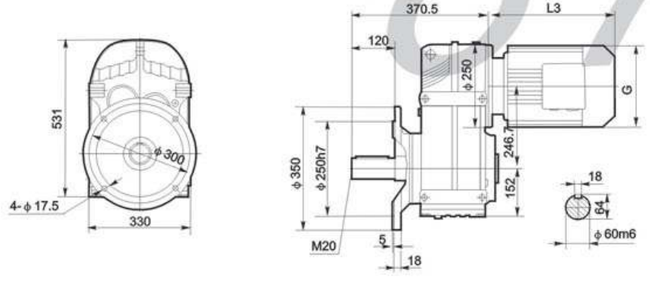

FAF87

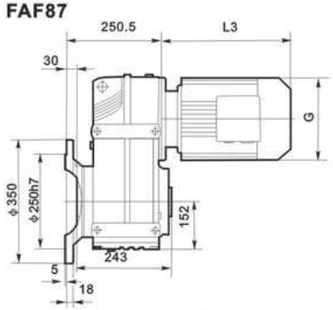

电机需方配或配特殊电机时
需加联接法兰

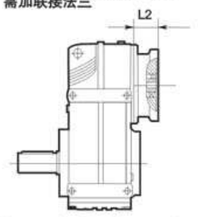

F...87RF57

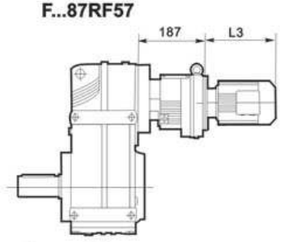

F...S87

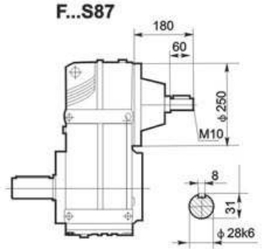

注：其余尺寸见
相对应结构形式

Note: For other values please refer to the opposited structure .

When equipping the user′ s motor or the special one, the flange is required to connected.

Y2电机机座号 Motor size	80	90S	90L	100		112M	132S	132M	160M	160L	180M	180L
功率/4P Power/(KW)	0.75	1.1	1.5	2.2	3	4	5.5	7.5	11	15	18.5	22
L3	261	284	309	351		371	417	450	538	583	612	652
G	175	195	195	215		240	275	275	330	330	380	380
L2	127	127	132	132		132	180	180	190	190	190	190

注：1.以上壳体为通用件，安装尺寸均可互相参照 2. “F..” 表示F、FA、FF、FAF、FAZ 3.带锁紧盘式，详见156-157页
Note:1.The above housings are common parts. The mounting dimensions may consult each other.2."F.."mean F、FA、FF、TFAF、FAZ
3.Hollow shaft output with shrink disk, see P156-157for detail.

F97

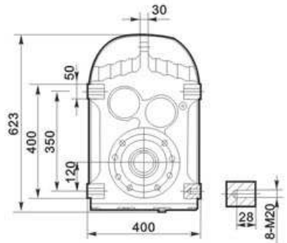

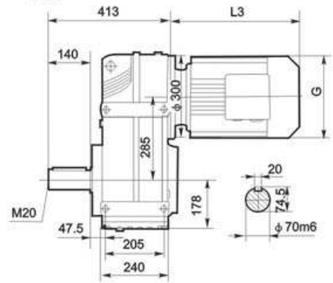

FA97/FAF97/FAZ97空心轴
/Hollow shaft

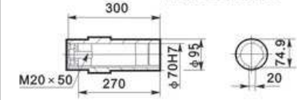

F..T97



FA97

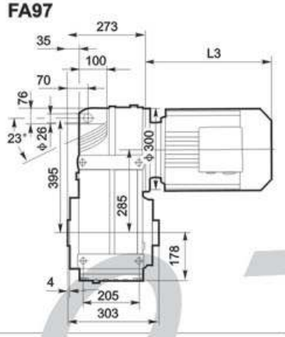

FAZ97

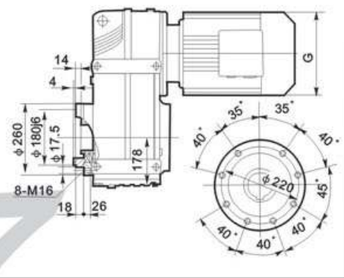

FF97

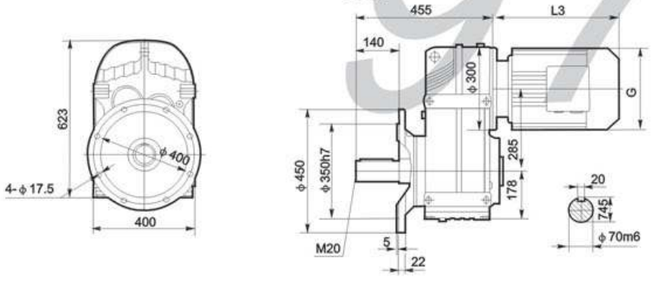

FAF97

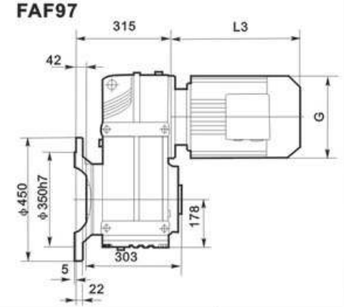

电机需方配或配特殊电机时
需加联接法兰

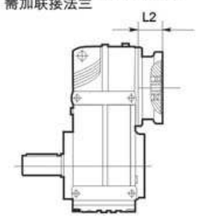

F...97RF57

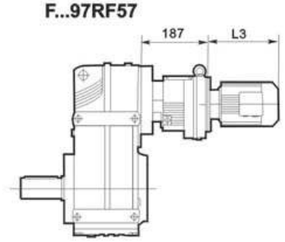

F...S97

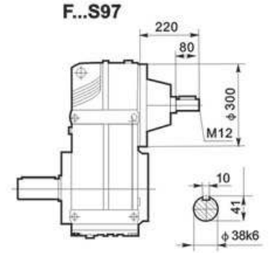

注：其余尺寸见
相对应结构形式

Note: For other values please refer to the opposited structure .

When equipping the user′ s motor or the special one, the flange is required to connected.

Y2电机机座号 Motor size	90S	90L	100		112M	132S	132M	160M	160L	180M	180L	200
功率/4P Power/(KW)	1.1	1.5	2.2	3	4	5.5	7.5	11	15	18.5	22	30
L3	276	301	322		342	411	444	529	574	593	633	670
G	195	195	215		240	275	275	330	330	380	380	420
L2	127	127	132		132	180	180	190	190	190	190	220

注：1.以上壳体为通用件，安装尺寸均可互相参照 2. “F..” 表示F、FA、FF、FAF、FAZ 3.带锁紧盘式，详见156-157页
Note:1.The above housings are common parts. The mounting dimensions may consult each other.2."F.."mean F、FA、FF、FAF、FAZ
3.Hollow shaft output with shrink disk, see P156-157for detail.

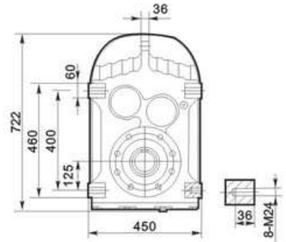

F107

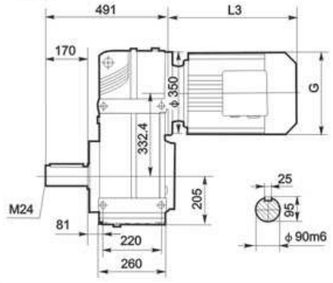

FA107/FAF107/FAZ107空心轴
/Hollow shaft

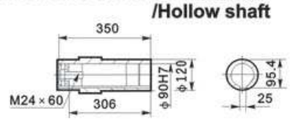

F..T107



FA107

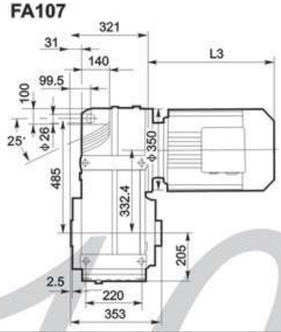

FAZ107

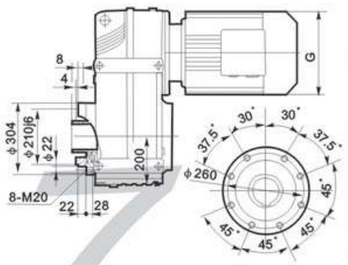

FF107

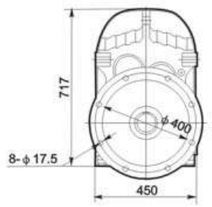

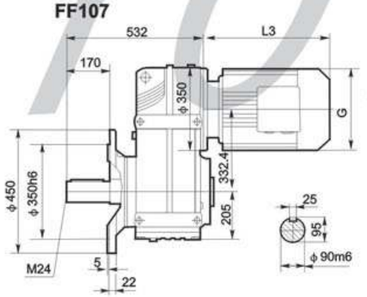

FAF107

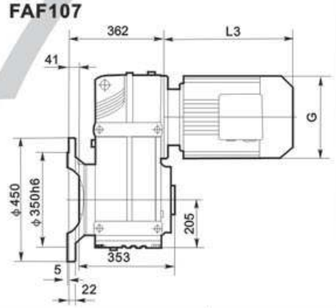

电机需方配或配特殊电机时
需加联接法兰

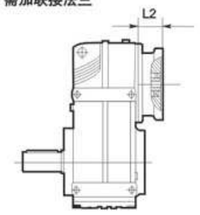

F...107RF77

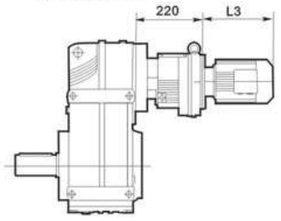

F...S107

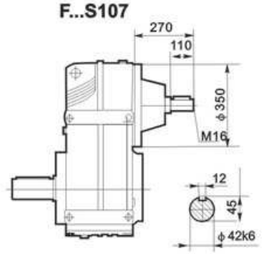

注：其余尺寸见
相对应结构形式

Note: For other values please refer to the opposited structure .

When equipping the user′ s motor or the special one, the flange is required to connected.

Y2电机机座号 Motor size	100		112M	132S	132M	160M	160L	180M	180L	200	225S	225M
功率/4P Power/(KW)	2.2	3	4	5.5	7.5	11	15	18.5	22	30	37	45
L3	325		342	397	430	518	563	593	633	670	684	709
G	215		240	275	275	330	330	380	380	420	470	470
L2	132		132	180	180	190	190	190	190	220	225	225

注：1.以上壳体为通用件，安装尺寸均可互相参照 2. “F..” 表示F、FA、FF、FAF、FAZ 3.带锁紧盘式，详见156-157页

Note:1.The above housings are common parts. The mounting dimensions may consult each other.2."F.."mean F、FA、FF、FAF、FAZ
3.Hollow shaft output with shrink disk, see P156-157for detail.

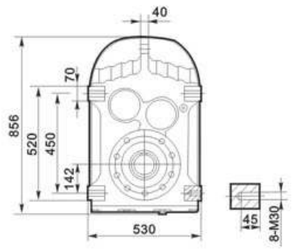

F127

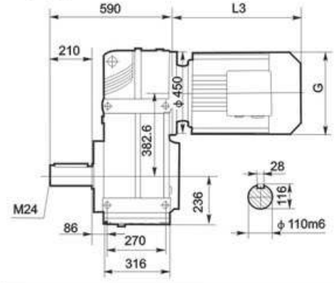

FA127/FAF127/FAZ127空心轴
/Hollow shaft

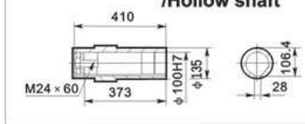

F..T127



FA127

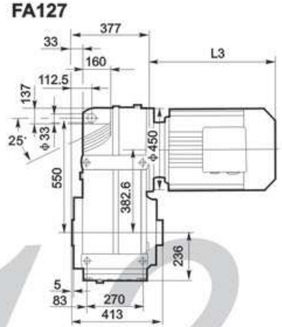

FAZ127

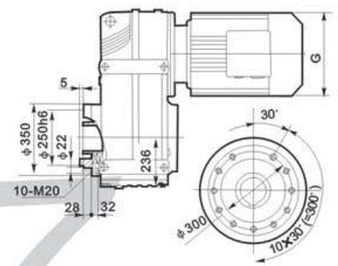

FF127

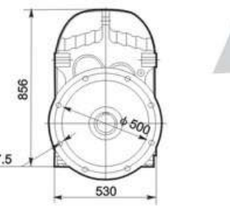

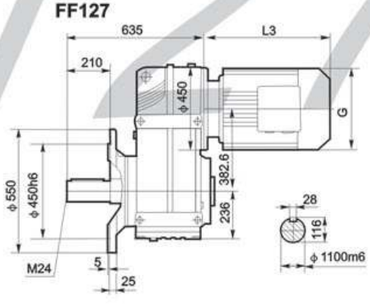

FAF127

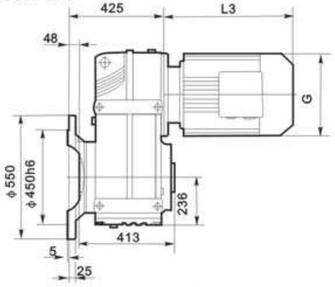

电机需方配或配特殊电机时
需加联接法兰

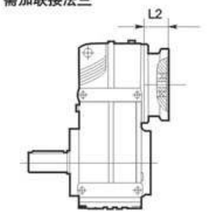

F...127RF77(RF87)

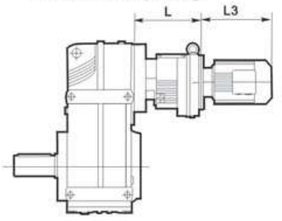

F...S127

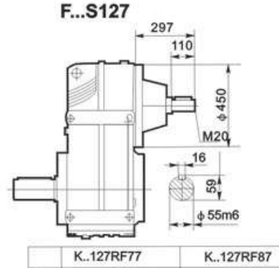

注：其余尺寸见
相对应结构形式

Note: For other values please refer to the opposited structure .

When equipping the user′ s motor or the special one, the flange is required to connected.

	K..127RF77	K..127RF87
L	220	272

Y2电机机座号 Motor size	132M	160M	160L	180M	180L	200	225S	225M	250	280S	280M
功率/4P Power/(KW)	7.5	11	15	18.5	22	30	37	45	55	75	90
L3	429	490	535	593	633	658	678	703	784	847	847
G	275	330	330	380	380	420	470	470	510	580	580
L2	180	190	190	190	190	220	225	225	280	280	280

注：1.以上壳体为通用件，安装尺寸均可互相参照 2. “F..” 表示F、FA、FF、FAF、FAZ 3.带锁紧盘式，详见156-157页

Note:1.The above housings are common parts. The mounting dimensions may consult each other.2."F.."mean F、TFA、FF、FAF、FAZ
3.Hollow shaft output with shrink disk, see P156-157for detail.

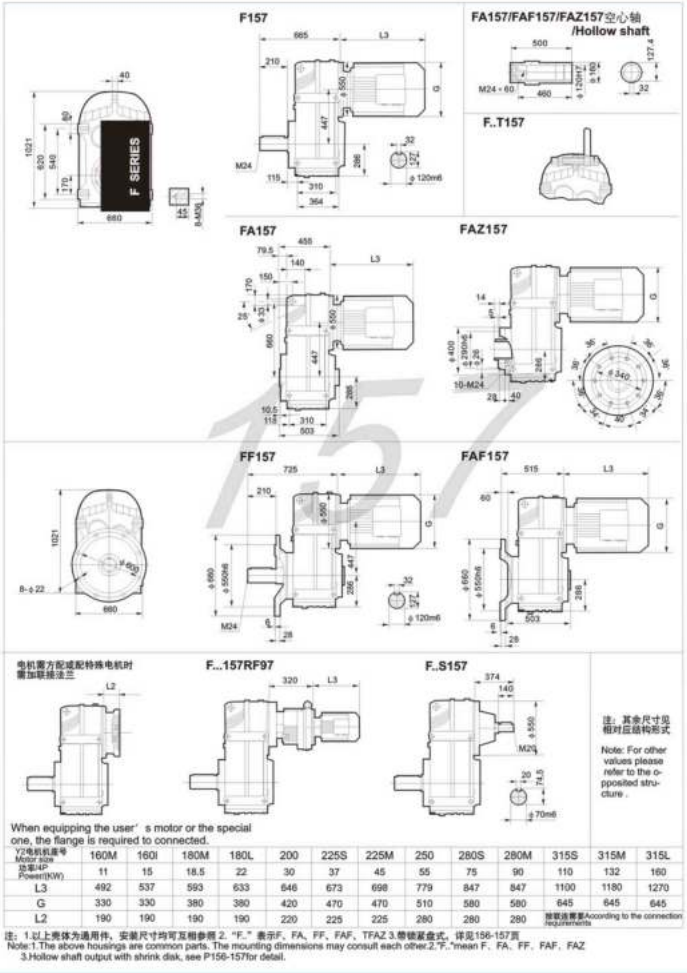

Y2电机机座号 Motor size	160M	160l	180M	180L	200	225S	225M	250	280S	280M	315S	315M	315L
功率4P Power(KW)	11	15	18.5	22	30	37	45	55	75	90	110	132	160
L3	492	537	593	633	646	673	698	779	847	847	1100	1180	1270
G	330	330	380	380	420	470	470	510	580	580	645	645	645
L2	190	190	190	190	220	225	225	280	280	280	按联接要求According to the connection requirements		

注：1.以上壳体为通用件，安装尺寸均可互相参照 2. "F." 表示F、FA、FF、FAF、TFAZ 3.带锁紧盘式，详见156-157页
Note:1.The above housings are common parts. The mounting dimensions may consult each other.2."F."mean F、FA、FF、FAF、FAZ
3.Hollow shaft output with shrink disk, see P156-157for detail.

K SERIES

BAFFERO
邦飞利传动

K系列弧齿锥齿轮硬齿面减速机
K Series helical bevel gear reductor

BAFFERO DRIVING
BAFFERO new technology
High quality product



K系列减速机有以下设计方案
K series gear units are available in the following designs:

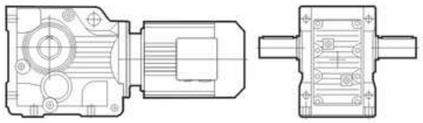

K..Y..
底脚轴伸式安装螺旋锥齿轮减速机
Foot-mounted helical-bevel gear units with solid shaft

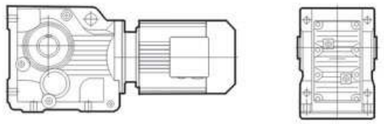

KAB...Y..
底脚空心轴安装螺旋锥齿轮减速机
Foot-mounted helical-bevel gear units with hollow shaft

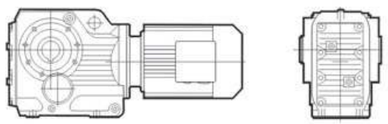

KA...Y..
空心轴安装螺旋锥齿轮减速机
Helical-bevel gear units with hollow shaft

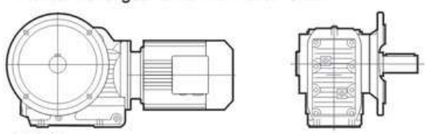

KF...Y..
法兰轴伸式安装螺旋锥齿轮减速机
Flange-mounted helical-bevel gear units with solid shaft

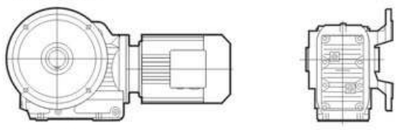

KAF...Y..
法兰空心轴安装螺旋锥齿轮减速机
Flange-mounted helical-bevel gear units with hollow shaft

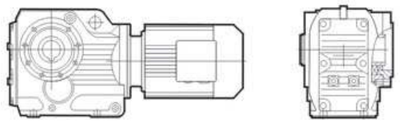

KAZ...Y..
小法兰空心轴安装螺旋锥齿轮减速机
Short-flange-mounted helical-bevel gear units with hollow shaft

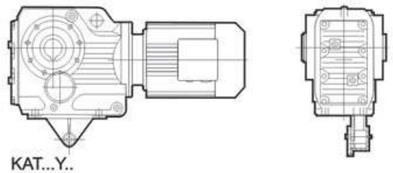

KAT...Y..
带防转臂空心轴安装螺旋锥齿轮减速机
Torque-arm-mounted helical-bevel gear units with hollow shaft

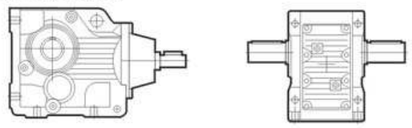

K(KF、KA、KAF、KAB、KAZ)S...
轴输入的螺旋锥齿轮减速机
Shaft input helical-bevel gear units

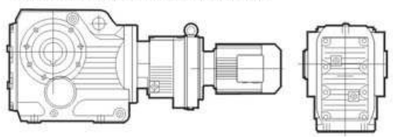

KA(K、KF、KAF、KAB、KAZ)...RF...Y...
组合式螺旋锥齿轮减速机
Combinatorial helical-bevel gear units



KA(K、KF、KAF、KAB、KAZ)S...RF...
轴输入的组合式螺旋锥齿轮减速机
Shaft input combinatorial helical-bevel gear units

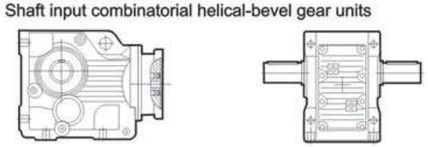

KA(K、KF、KAF、KAB、KAZ)Y...
电机用户自配或配特殊电机时需加联接法兰
When equipping the user's motor or the special one, the flange is required to be connected

型号与标记
Type Designations:

K 37-Y 0.55-4P-32.4-M1-I-A-CW	K 37-Y 0.55-4P-32.4-M1-I-A-CW
减速机类型	Gear units type
结构形式	Structure
机座号	Size
电机代号	Motor code
电机功率、极数	Motor power pole
传动比	Ratio
安装形式	Mounting position
电机接线合位置	Position of the motor thermal box
输出轴或法兰方向	Position of output shaft or flange
输出轴旋转方向	Rotate direction of output shaft

减速机类型： 螺旋锥齿轮减速机	Gear units type: Helical-bevel gear units
结构形式： 普通轴伸式（省略） 轴装式 A 轴伸法兰式 F 轴装法兰式 AF 轴装小法兰式 AZ 轴装底脚式 AB 轴装带防转臂 AT 普通轴伸式、轴输入 S 普通轴装式、轴输入 AS 轴伸法兰式、轴输入 FS 轴装法兰式、轴输入 AFS 带锁紧盘式 H..(H,HF,HZ,HT)	Structure: Foot-mounted solid shaft output (-) Hollow shaft output A Flange-mounted solid shaft output F Flange-mounted hollow shaft output AF Short-flange-mounted hollow shaft output AZ Foot-mounted hollow shaft output AB Torque-arm-mounted hollow shaft output AT Foot-mounted solid shaft output, shaft input S Hollow shaft output, shaft input AS Flange-mounted solid shaft output, shaft input FS Flange-mounted hollow shaft output, shaft input AFS Hollow shaft output with shrink disk H..(H,HF,HZ,HT)
规格： （见选型参数表）	Size: (see selection table)
电机代号： 普通（更新） Y(Y2) 防爆 B 直流 Z 制动 E 多速 D 变频 V 分马力 F 增安 A 电磁调速 C 冶金起重 R 变频制动 VE 辊道 G	Motor code: Ordinary(renew) Y(Y2) Flame-proof B Direct current Z Brake E Multi-speed D Variable frequer V Power-divided F Ampere-increased A Electromagnetism speed modulation C Hoisting in metallurgy R Variable frequency and brake VE Roller tables G
电机功率、极数： （见选型参数表）	Motor power、pole: (see selection table)
传动比： （见选型参数表）	Ratio: (see selection table)
安装形式： M1、M2、M3、M4、M5、M6（见第98页）	Mounting position: M1、M2、M3、M4、M5、M6（see page 98）
电机接线盒位置： Ⅰ、Ⅱ、Ⅲ、Ⅳ（见第98页）	Position of the motor thermal box: Ⅰ、Ⅱ、Ⅲ、Ⅳ(see page 98)
输出轴或法兰方向： 从电机尾部看左边为 A 从电机尾部看右边为 B （见安装形式） 从电机尾部看左右边为 A+B	Position of output shaft or flange: viewing on motor end: left side-A, right side-B,both sides-A+B(see mounting position)
输出轴旋转方向（面对输出轴方向看） 顺时针方向 CW 逆时针方向 CCW	Rotate direction of output shaft(viewing on output shaft): Clockwise CW Counter clockwise CCW

安装形式
Mounting position

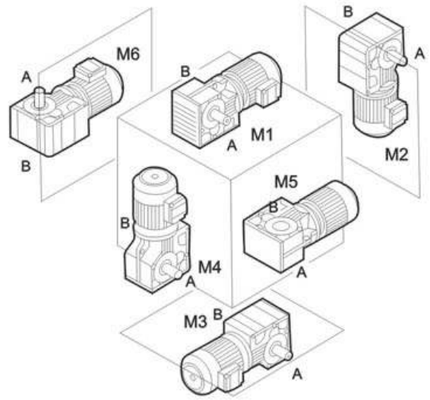

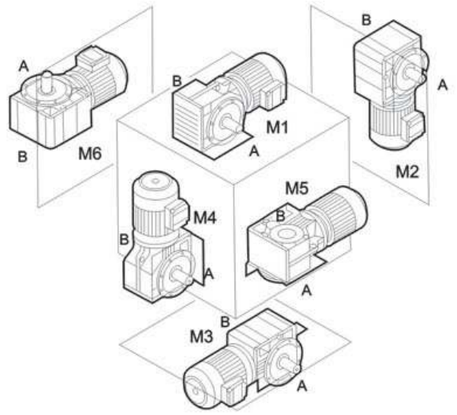

电机接线盒位置
Position of the motor thermal box

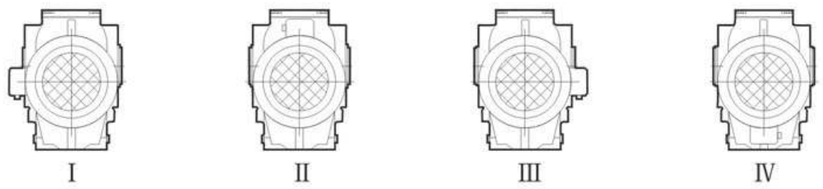

输入功率及最大转矩
Input power rating and maximum torque

规格 Size	37	47	57	67	77	87	97	107	127	157	167	187
结构形式 Structure	K KA KF KAF KAZ KAT KAB											
输入功率 Input power rating(kw)	0.18~3.0	0.18~3.0	0.18~5.5	0.18~5.5	0.37~11	0.75~22	1.1~30	3~45	7.5~90	11~160	11~200	18.5~200
传动比 Ratio	5.36~ 106.38	5.81~ 131.87	6.57~ 145.15	7.14~ 144.79	7.22~ 175.45	7.19~ 192.27	8.95~ 175.47	8.74~ 141.93	8.68~ 146.07	12.66~ 150.03	17.35~ 164.44	17.97~ 178.37
最大转矩(N.m) Maximum torque	200	400	600	820	1550	2700	4300	8000	13000	18000	32000	50000

减速机重量
Gear unit weight

规格 Size	37	47	57	67	77	87	97	107	127	157	167	187
重量(kg) Weight	11	20	27	33	57	85	130	250	380	610	1015	1700

所注重量为平均值，仅供参考

*）最大转矩系指该规格不同传动比对应的最大转矩中的最大值

The weights are mean values, only for referenc.

*)Maximum torque means the biggest one of the maximum torque related to the different ratio for the specified size.

润滑油量表
Lubrication table

K...,KAB...:

规格 Size	润滑油量(升) Fill quantity in liters					
	M1	M2	M3	M4	M5	M6
K..37	0.5	1	1	1.3	1	1
K..47	0.8	1.3	1.5	2	1.6	1.6
K..57	1.2	2.3	2.5	3	2.6	2.4
K..67	1.1	2.4	2.6	3.4	2.6	2.6
K..77	2.2	4.1	4.4	5.9	4.2	4.4
K..87	3.7	8	8.7	10.9	7.8	8
K..97	7	14	15.7	20	15.7	15.5
K..107	10	21	25.5	33.5	24	24
K..127	21	41.5	44	54	40	41
K..157	31	62	65	90	58	62
K..167	35	100	100	125	85	85
K..187	60	170	170	205	130	130

KF..:

规格 Size	润滑油量(升) Fill quantity in liters					
	M1	M2	M3	M4	M5	M6
KF37	0.5	1.1	1.1	1.5	1	1
KF47	0.8	1.3	1.7	2.2	1.6	1.6
KF57	1.3	2.3	2.7	3	2.9	2.7
KF67	1.1	2.4	2.8	3.6	2.7	2.7
KF77	2.1	4.1	4.4	6	4.5	4.5
KF87	3.7	8.2	9	11.9	8.4	8.4
KF97	7	14.7	17.3	21.5	15.7	16.5
KF107	10	22	26	35	25	25
KF127	21	41.5	46	55	41	41
KF157	31	66	69	92	62	62

KA.., KAF.., KAZ..:

规格 Size	润滑油量(升) Fill quantity in liters					
	M1	M2	M3	M4	M5	M6
K..37	0.5	1	1	1.4	1	1
K..47	0.8	1.3	1.6	2.1	1.6	1.6
K..57	1.3	2.3	2.7	3	2.9	2.7
K..67	1.1	2.4	2.7	3.6	2.6	6
K..77	2.1	4.1	4.6	6	4.4	4.4
K..87	3.7	8.2	8.8	11.1	8	8
K..97	7	14.7	15.7	20	15.7	15.7
K..107	10	20.5	24	32	24	24
K..127	21	41.5	43	52	40	40
K..157	31	66	67	87	62	62
KA167	35	100	100	125	85	85
KA187	60	170	170	205	130	130

输出转速 Output speed r/min	输出扭矩 Output torque Nm	传动比 Ratio i	使用系数 Service factor f_s	机型号 Type	极数 Pole p
0.18kW					
0.09	16482	14975	0.74		
0.11	13692	12440	0.89		
0.13	12013	10914	1.0		
0.14	10807	9819	1.1		
0.16	9293	8443	1.3	K 127RF77	4
0.19	8236	7483	1.5	KF 127RF77	4
0.21	7226	6565	1.7	KA 127RF77	4
0.24	6388	5804	1.9	KAF 127RF77	4
0.28	5533	5027	2.2		
0.31	4868	4423	2.5		
0.37	4184	3801	2.9		
0.43	3563	3237	3.4		
0.17	9037	8211	0.8		
0.19	7888	7167	1.0		
0.23	6711	6097	1.1		
0.25	6144	5582	1.2		
0.27	5575	5065	1.3	K 107RF77	4
0.32	4732	4299	1.6	KF 107RF77	4
0.37	4135	3757	1.8	KA 107RF77	4
0.43	3562	3236	2.1	KAF 107RF77	4
0.48	3158	2869	2.4		
0.56	2756	2504	2.7		
0.63	2425	2203	3.1		
0.30	5139	4669	0.79		
0.34	4493	4082	0.90		
0.39	3944	3583	1.0		
0.45	3421	3108	1.2		
0.50	3035	2757	1.3		
0.57	2662	2419	1.5		
0.65	2337	2123	1.7	K 97RF57	4
0.75	2043	1856	2.0	KF 97RF57	4
0.86	1789	1625	2.3	KA 97RF57	4
0.97	1574	1430	2.6	KAF 97RF57	4
1.1	1388	1261	2.9		
1.3	1213	1102	3.3		
1.5	1053	957	3.8		
1.6	941	855	4.3		
1.9	818	743	4.9		
2.1	717	651	5.6		
0.45	3420	3107	0.74		
0.51	3003	2728	0.85		
0.59	2610	2371	0.97		
0.67	2298	2088	1.1		
0.75	2041	1854	1.2	K 87RF57	4
0.84	1825	1658	1.4	KF 87RF57	4
1.0	1557	1415	1.6	KA 87RF57	4
1.1	1353	1229	1.9	KAF 87RF57	4
1.3	1187	1078	2.1		
1.5	1047	951	2.4		
1.7	921	837	2.8		
1.9	799	726	3.2		
0.9	1666	1514	0.9		
1.0	1528	1388	1.0		
1.1	1341	1218	1.1		
1.3	1159	1053	1.3	K 77RF37	4
1.5	1017	924	1.4	KF 77RF37	4
1.7	897	815	1.6	KA 77RF38	4
2.0	780	709	1.9	KAF 77RF38	4
2.2	685	622	2.1		
2.5	608	552	2.4		
2.9	534	485	2.7		
3.2	471	428	3.1		
3.8	404	367	3.6		

输出转速 Output speed r/min	输出扭矩 Output torque Nm	传动比 Ratio i	使用系数 Service factor f_s	机型号 Type	极数 Pole p
0.18kW					
1.5	994	903	0.78		
1.8	873	793	0.88		
2.0	767	697	1.0		
2.3	675	613	1.1	K 67RF37	4
2.6	597	542	1.3	KF 67RF37	4
3.0	518	471	1.5	KA 67RF37	4
3.3	462	420	1.7	KAF 67RF37	4
3.9	397	361	1.9		
4.3	356	323	2.2		
5.1	299	272	2.6		
2.3	677	615	0.8		
2.6	599	544	0.9		
2.9	521	473	1.1		
3.3	463	421	1.2		
3.8	398	362	1.4	K 57RF37	4
4.4	351	319	1.6	KF 57RF37	4
5.1	300	273	1.9	KA 57RF37	4
5.8	264	240	2.1	KAF 57RF37	4
6.5	237	215	2.4		
7.2	211	192	2.7		
8.4	183	166	3.1		
3.7	413	375	0.9		
4.3	359	326	1.0		
4.8	318	289	1.2		
5.6	275	250	1.4	K 47RF37	4
6.2	248	225	1.5	KF 47RF37	4
7.0	218	198	1.7	KA 47RF37	4
8.3	184	167	2.0	KAF 47RF37	4
9.3	164	149	2.3		
11	141	128	2.7		
6.8	226	205	0.83	K 37RF17	4
7.7	199	181	0.94	KF 37RF17	4
8.7	176	160	1.07	KA 37RF17	4
10	150	136	1.26	KAF 37RF17	4
11	140	127	1.34		
5.9	275	144.79	2.8	K 67	4
6.9	235	123.54	3.3	KF 67	4
7.9	205	108.03	3.8	KA 67	4
8.3	195	102.62	4.0	KAF 67	4
9.6	168	144.79	4.6	K 67	4
11	144	123.54	5.4	KF 67	4
13	126	108.03	6.1	KA 67	4
				KAF 67	4
5.9	276	145.14	2.0		
6.9	235	123.85	2.4	K 57	6
7.8	206	108.29	2.7	KF 57	6
8.3	196	102.88	2.9	KA 57	6
9.4	172	90.26	3.3	KAF 57	6
9.6	169	145.14	3.3		
11	144	123.85	3.9	K 57	4
13	126	108.29	4.5	KF 57	4
14	120	102.88	4.7	KA 57	4
15	105	90.26	5.4	KAF 57	4
18	89	76.56	6.3		
6.4	251	131.87	1.5		
7.0	231	121.48	1.63	K 47	6
8.1	198	104.37	1.90	KF 47	6
9.4	173	90.86	2.2	KA 47	6
10	162	85.12	2.3	KAF 47	6

输出转速 Output speed r/min	输出扭矩 Output torque Nm	传动比 Ratio i	使用系数 Service factor f_s	机型号 Type	极数 Pole p
0.18kW					
11	153	131.87	2.5		
11	141	121.48	2.7	K 47	4
13	121	104.37	3.1	KF 47	4
15	106	90.86	3.6	KA 47	4
16	99	85.12	3.8	KAF 47	4
8.0	202	106.38	0.93	K 37	6
8.7	186	97.81	1.01	KF 37	6
10	159	83.69	1.18	KA 37	6
12	138	72.54	1.36	KAF 37	6
13	124	106.38	1.52		
14	114	97.81	1.65		
17	97	83.69	1.93		
19	84	72.54	2.2		
21	79	67.80	2.4		
24	68	58.60	2.8		
28	58	49.79	3.2		
31	52	44.46	3.6		
37	44	37.97	4.3		
39	41	35.57	4.5	K 37	4
46	35	29.96	5.4	KF 37	4
48	34	28.83	5.6	KA 37	4
56	29	24.99	6.5	KAF 37	4
60	27	23.36	6.7		
69	23	20.19	7.4		
81	20	17.15	8.5		
91	18	15.31	9.2		
106	15	13.08	10		
114	14	12.14	11		
133	12	10.49	12		
156	10	8.91	15		
175	9	7.96	16		
0.25kW					
0.14	15010	9819	0.81		
0.16	12907	8443	0.95		
0.19	11438	7482	1.07		
0.21	10036	6565	1.2	K 127RF77	4
0.24	8872	5804	1.4	KF 127RF77	4
0.28	7685	5027	1.6	KA 127RF77	4
0.31	6761	4423	1.8	KAF 127RF77	4
0.37	5811	3801	2.1		
0.43	4948	3237	2.5		
0.23	9320	6097	0.81		
0.25	8533	5582	0.88		
0.27	7743	5065	1.0		
0.32	6572	4299	1.1		
0.37	5743	3757	1.3		
0.43	4947	3236	1.5	K 107RF77	4
0.48	4386	2869	1.7	KF 107RF77	4
0.56	3828	2504	2.0	KA 107RF77	4
0.63	3368	2203	2.2	KAF 107RF77	4
0.74	2857	1869	2.6		
0.82	2582	1689	2.9		
0.91	2343	1533	3.2		
1.06	2013	1317	3.7		
0.45	4751	3108	0.9	K 97RF57	4
0.50	4215	2757	1.0	KF 97RF57	4
0.57	3698	2419	1.1	KA 97RF57	4
0.65	3245	2123	1.2	KAF 97RF57	4
0.75	2837	1856	1.4		

输出转速 Output speed r/min	输出扭矩 Output torque Nm	传动比 Ratio i	使用系数 Service factor f_s	机型号 Type	极数 Pole p
0.25kW					
0.86	2484	1625	1.6		
1.0	2186	1430	1.8	K 97RF57	4
1.1	1928	1261	2.1	KF 97RF57	4
1.3	1685	1102	2.4	KA 97RF57	4
1.5	1463	957	2.8	KAF 97RF57	4
1.6	1307	855	3.1		
0.7	3192	2088	0.80		
0.7	2834	1854	0.90		
0.8	2535	1658	1.0		
1.0	2163	1415	1.2	K 87RF57	4
1.1	1879	1229	1.4	KF 87RF57	4
1.3	1648	1078	1.5	KA 87RF57	4
1.5	1454	951	1.7	KAF 87RF57	4
1.7	1280	837	2.0		
1.9	1110	726	2.3		
2.2	975	638	2.6		
1.3	1610	1053	0.9		
1.5	1413	924	1.0		
1.7	1246	815	1.2		
2.0	1084	709	1.3		
2.2	951	622	1.5		
2.5	844	552	1.7	K 77RF37	4
2.9	741	485	2.0	KF 77RF37	4
3.2	654	428	2.2	KA 77RF37	4
3.9	547	358	2.7	KAF 77RF37	4
4.3	489	320	3.0		
4.9	433	283	3.4		
5.7	376	246	3.9		
6.4	330	216	4.4		
7.3	292	191	5.0		
8.2	260	170	5.6		
2.3	937	613	0.8		
2.6	829	542	0.9		
3.0	720	471	1.1	K 67RF37	4
3.3	642	420	1.2	KF 67RF37	4
3.9	552	361	1.4	KA 67RF37	4
4.3	494	323	1.6	KAF 67RF37	4
5.1	416	272	1.9		
5.8	367	240	2.1		
6.4	332	217	2.3		
3.3	644	421	0.88		
3.8	553	362	1.0		
4.4	488	319	1.2		
5.1	417	273	1.4		
5.8	367	240	1.5	K 57RF37	4
6.5	329	215	1.7	KF 57RF37	4
7.2	294	192	1.9	KA 57RF37	4
8.4	254	166	2.2	KAF 57RF37	4
9.9	216	141	2.6		
11	193	126	2.9		
13	165	108	3.4		
15	145	95	3.9		
4.2	536	154.02	2.7	K 77	8
4.8	471	135.28	3.1	KF 77	8
5.0	447	128.52	3.3	KA 77	8
5.7	395	113.56	3.7	KAF 77	8
4.4	507	192.18	2.9	K 77	6
4.7	474	179.37	3.1	KF 77	6
5.5	407	154.02	3.6	KA 77	6
6.3	357	135.28	4.1	KAF 77	6

输出转速 Output speed r/min	输出扭矩 Output torque Nm	传动比 Ratio i	使用系数 Service factor f_s	机型号 Type	极数 Pole p
0.25kW					
5.2	430	123.54	1.8	K 67	8
6.0	376	108.03	2.1	KF 67	8
6.3	357	102.62	2.2	KA 67	8
7.2	313	90.04	2.5	KAF 67	8
5.9	382	144.79	2.0	K 67	6
6.9	326	123.54	2.4	KF 67	6
7.9	285	108.03	2.7	KA 67	6
8.3	271	102.62	2.8	KAF 67	6
9.6	234	144.79	3.3	K 67	4
11	199	123.54	3.9	KF 67	4
13	174	108.03	4.4	KA 67	4
14	166	102.62	4.7	KAF 67	4
5.9	383	145.14	1.5		
6.9	327	123.85	1.7	K 57	6
7.8	286	108.29	2.0	KF 57	6
8.3	272	102.88	2.1	KA 57	6
9.4	238	90.26	2.4	KAF 57	6
11	202	76.56	2.8		
9.6	234	145.14	2.4		
11	200	123.85	2.8	K 57	4
13	175	108.29	3.2	KF 57	4
14	166	102.88	3.4	KA 57	4
15	146	90.26	3.9	KAF 57	4
18	124	76.56	4.6		
6.4	348	131.87	1.08	K 47	6
7.0	321	121.48	1.17	KF 47	6
8.1	276	104.37	1.36	KA 47	6
9.4	240	90.86	1.57	KAF 47	6
10	225	85.12	1.67		
11	213	131.87	1.77	K 47	4
11	196	121.48	1.92	KF 47	4
13	169	104.37	2.2	KA 47	4
15	147	90.86	2.6	KAF 47	4
16	137	85.12	2.7		
10	221	83.69	0.9	K 37	6
12	192	72.54	1.0	KF 37	6
13	179	67.80	1.1	KA 37	6
15	155	58.60	1.2	KAF 37	6
17	131	49.79	1.4		
13	172	106.38	1.1		
14	158	97.81	1.2		
17	135	83.69	1.4		
19	117	72.54	1.6		
21	109	67.80	1.7		
24	95	58.60	2.0		
28	80	49.79	2.3		
31	72	44.46	2.6		
37	61	37.97	3.1		
39	57	35.57	3.3		
46	48	29.96	3.9	K 37	4
48	47	28.83	4.0	KF 37	4
56	40	24.99	4.7	KA 37	4
60	38	23.36	4.9	KAF 37	4
69	33	20.19	5.3		
81	28	17.15	6.1		
91	25	15.31	6.7		
106	21	13.08	7.3		
114	20	12.14	7.7		
133	17	10.49	8.9		
156	14	8.91	10		
175	13	7.96	11		
204	11	6.80	13		
218	10	6.37	13		

输出转速 Output speed r/min	输出扭矩 Output torque Nm	传动比 Ratio i	使用系数 Service factor f_s	机型号 Type	极数 Pole p
0.37kW					
0.19	16930	7483	0.72		
0.21	14853	6565	0.82		
0.24	13131	5804	0.93		
0.28	11373	5027	1.07	K 127RF77	4
0.31	10007	4423	1.22	KF 127RF77	4
0.37	8600	3801	1.42	KA 127RF77	4
0.43	7324	3237	1.67	KAF 127RF77	4
0.72	4357	1926	2.80		
0.79	3975	1757	3.07		
0.90	3486	1541	3.51		
0.37	8500	3757	0.88		
0.43	7321	3236	1.03		
0.48	6491	2869	1.16		
0.56	5665	2504	1.33	K 107RF77	4
0.63	4984	2203	1.51	KF 107RF77	4
0.74	4229	1869	1.78	KA 107RF77	4
0.82	3821	1689	1.97	KAF 107RF77	4
0.91	3468	1533	2.2		
1.06	2980	1317	2.5		
1.21	2602	1150	2.9		
0.65	4803	2123	0.84		
0.75	4199	1856	0.96		
0.86	3676	1625	1.10		
0.97	3235	1430	1.25	K 97RF77	4
1.1	2853	1261	1.42	KF 97RF77	4
1.3	2493	1102	1.62	KA 97RF77	4
1.5	2165	957	1.87	KAF 97RF77	4
1.6	1934	855	2.1		
1.9	1681	743	2.4		
2.1	1473	651	2.7		
2.4	1296	573	3.1		
1.0	3201	1415	0.79		
1.1	2781	1229	0.91		
1.3	2439	1078	1.04		
1.5	2152	951	1.18	K 87RF77	4
1.7	1894	837	1.34	KF 87RF77	4
1.9	1643	726	1.55	KA 87RF77	4
2.2	1443	638	1.76	KAF 87RF77	4
2.5	1272	562	2.0		
2.9	1072	474	2.4		
3.3	964	426	2.6		
3.7	844	373	3.0		
1.7	1844	815	0.79		
2.0	1604	709	0.91		
2.2	1407	622	1.04		
2.5	1249	552	1.17		
2.9	1097	485	1.33		
3.2	968	428	1.50	K 77RF37	4
3.9	810	358	1.80	KF 77RF37	4
4.3	724	320	2.0	KA 77RF37	4
4.9	640	283	2.3	KAF 77RF37	4
5.7	557	246	2.6		
6.4	489	216	3.0		
7.3	432	191	3.4		
8.2	385	170	3.8		
9.3	339	150	4.3		
3.3	950	420	0.81		
3.9	817	361	0.94		
4.3	731	323	1.05		
5.1	615	272	1.25	K 67RF37	4
5.8	543	240	1.42	KF 67RF37	4
6.4	491	217	1.57	KA 67RF37	4
7.3	432	191	1.78	KAF 67RF37	4
8.4	376	166	2.05		
9.7	326	144	2.37		
12	269	119	2.86		

输出转速 Output speed r/min	输出扭矩 Output torque Nm	传动比 Ratio i	使用系数 Service factor f_s	机型号 Type	极数 Pole p
0.37kW					
5.1	618	273	0.91		
5.8	543	240	1.04		
6.5	486	215	1.16	K 57RF37	4
7.2	434	192	1.30	KF 57RF37	4
8.4	376	166	1.50	KA 57RF37	4
9.9	319	141	1.77	KAF 57RF37	4
11	285	126	1.98		
13	244	108	2.3		
15	215	95	2.6		
3.8	868	174.99	2.9	K 87	8
4.1	813	164.05	3.1	KF 87	8
4.6	729	147.09	3.5	KA 87	8
				KAF 87	8
4.5	740	197.27	3.4	K 87	6
5.1	657	174.99	3.9	KF 87	6
				KA 87	6
				KAF 87	6
5.0	671	135.82	2.2	K 77	8
5.2	637	128.52	2.3	KF 77	8
5.9	563	113.56	2.6	KA 77	8
6.9	481	97.05	3.0	KAF 77	8
5.7	578	154.02	2.5	K 77	6
6.5	508	135.28	2.9	KF 77	6
6.9	482	128.52	3.0	KA 77	6
7.8	426	113.56	3.4	KAF 77	6
7.23	459	192.18	3.2	K 77	4
7.75	429	179.37	3.4	KF 77	4
9.02	368	154.02	4.0	KA 77	4
				KAF 77	4
6.2	536	108.03	1.44	K 67	8
6.5	509	102.62	1.52	KF 67	8
7.4	446	90.04	1.73	KA 67	8
				KAF 67	8
7.2	464	123.54	1.66	K 67	6
8.2	405	108.03	1.90	KF 67	6
8.6	385	102.62	2.0	KA 67	6
9.8	338	90.04	2.3	KAF 67	6
9.6	346	144.79	2.2	K 67	4
11	295	123.54	2.6	KF 67	4
13	258	108.03	3.0	KA 67	4
15	215	90.04	3.6	KAF 67	4
18	182	76.37	4.2		
7.1	465	123.85	1.2		
8.2	406	108.29	1.4	K 57	6
8.6	386	102.88	1.5	KF 57	6
10	339	90.26	1.7	KA 57	6
12	287	76.56	2.0	KAF 57	6
13	259	69.12	2.2		
9.6	347	145.14	1.6		
11	296	123.85	1.9		
13	259	108.29	2.2	K 57	4
14	246	102.88	2.3	KF 57	4
15	216	90.26	2.6	KA 57	4
18	183	76.56	3.1	KAF 57	4
20	165	69.12	3.4		

输出转速 Output speed r/min	输出扭矩 Output torque Nm	传动比 Ratio i	使用系数 Service factor f_s	机型号 Type	极数 Pole p
0.37kW					
8.5	392	104.37	0.96	K 47	6
9.7	341	90.86	1.10	KF 47	6
10	319	85.12	1.18	KA 47	6
12	282	75.2	1.33	KAF 47	6
11	315	131.87	1.19		
11	290	121.48	1.30		
13	249	104.37	1.51	K 47	4
15	217	90.86	1.73	KF 47	4
16	203	85.12	1.85	KA 47	4
18	180	75.20	2.1	KAF 47	4
20	167	69.84	2.3		
22	151	63.30	2.5		
14	234	97.81	0.80		
17	200	83.69	0.94		
19	173	72.54	1.08		
21	162	67.80	1.16		
24	140	58.60	1.34		
28	119	49.79	1.58		
31	106	44.46	1.77		
37	91	37.97	2.07		
39	85	35.57	2.21		
46	72	29.96	2.63		
48	69	28.83	2.73	K 37	4
56	60	24.99	3.15	KF 37	4
60	56	23.36	3.28	KA 37	4
69	48	20.19	3.60	KAF 37	4
81	41	17.15	4.13		
91	37	15.31	4.5		
106	31	13.08	5.0		
114	29	12.14	5.2		
133	25	10.49	6.0		
156	21	8.91	7.1		
175	19	7.96	7.7		
204	16	6.80	8.7		
218	15	6.37	9.0		
259	13	5.36	10		
0.55kW					
0.08	57099	16978	0.82		
0.10	47998	14272	0.98	K 187RF97	4
0.11	44111	13116	1.07	KAF 187RF97	4
0.12	39170	11647	1.20		
0.19	24662	7333	1.9		
0.12	38783	11532	0.78		
0.14	34395	10227	0.87		
0.16	28913	8597	1.04	K 167RF97	4
0.21	21988	6538	1.37	KAF 167RF97	4
0.26	18046	5366	1.67		
0.34	13651	4059	2.2		
0.20	23142	6881	0.73	K 157RF97	4
0.23	19947	5931	0.85	KF 157RF97	4
0.35	13365	3974	1.27	KA 157RF97	4
0.46	10247	3047	1.65	KAF 157RF97	4
0.31	14875	4423	0.82		
0.37	12783	3801	0.96		
0.43	10886	3237	1.12		
0.47	9891	2941	1.24		
0.55	8569	2548	1.43	K 127RF77	4
0.72	6477	1926	1.89	KF 127RF77	4
0.79	5909	1757	2.1	KA 127RF77	4
0.90	5183	1541	2.4	KAF 127RF77	4
1.0	4513	1342	2.7		
1.2	3958	1177	3.1		
1.4	3447	1025	3.5		

输出转速 Output speed r/min	输出扭矩 Output torque Nm	传动比 Ratio i	使用系数 Service factor f_s	机型号 Type Type	极数 Pole p
0.55kW					
0.48	9649	2869	0.78		
0.56	8421	2504	0.89		
0.63	7409	2203	1.01		
0.74	6286	1869	1.20		
0.82	5680	1689	1.32	K 107RF77	4
0.91	5156	1533	1.46	KF 107RF77	4
1.1	4429	1317	1.70	KA 107RF77	4
1.2	3868	1150	1.94	KAF 107RF77	4
1.4	3414	1015	2.2		
1.6	2929	871	2.6		
1.8	2630	782	2.9		
2.0	2307	686	3.3		
2.3	2038	606	3.7		
1.0	4809	1430	0.8		
1.1	4241	1261	1.0		
1.3	3706	1102	1.1		
1.5	3218	957	1.3		
1.6	2875	855	1.4	K 97RF57	4
1.9	2499	743	1.6	KF 97RF57	4
2.1	2189	651	1.8	KA 97RF57	4
2.4	1927	573	2.1	KAF 97RF57	4
2.8	1695	504	2.4		
3.2	1470	437	2.8		
3.6	1285	382	3.1		
4.6	1026	305	3.9		
1.5	3198	951	0.79		
1.7	2815	837	0.90		
1.9	2442	726	1.04		
2.2	2146	638	1.18		
2.5	1890	562	1.34	K 87RF57	4
2.9	1594	474	1.59	KF 87RF57	4
3.3	1433	426	1.77	KA 87RF57	4
3.7	1254	373	2.0	KAF 87RF57	4
4.2	1110	330	2.3		
4.7	985	293	2.6		
5.6	841	250	3.0		
5.9	794	236	3.2		
6.9	676	201	3.8		
2.5	1856	552	0.78		
2.9	1631	485	0.89		
3.2	1439	428	1.01		
3.9	1204	358	1.21		
4.3	1076	320	1.35	K 77RF37	4
4.9	952	283	1.53	KF 77RF37	4
5.7	827	246	1.76	KA 77RF37	4
6.4	726	216	2.0	KAF 77RF37	4
7.3	642	191	2.3		
8.2	572	170	2.5		
9.3	504	150	2.9		
5.1	915	272	0.84		
5.8	807	240	0.95	K 67RF37	4
6.4	730	217	1.1	KF 67RF37	4
7.3	642	191	1.2	KA 67RF37	4
8.4	558	166	1.4	KAF 67RF37	4
9.7	484	144	1.6		
12	400	119	1.9		
7.2	646	192	0.87		
8.4	558	166	1.0	K 57RF37	4
9.9	474	141	1.2	KF 57RF37	4
11	424	126	1.3	KA 57RF37	4
13	363	108	1.6	KAF 57RF37	4
15	319	95	1.8		

输出转速 Output speed r/min	输出扭矩 Output torque Nm	传动比 Ratio i	使用系数 Service factor f_s	机型号 Type Type	极数 Pole p
0.55kW					
3.8	1290	174.99	2.0	K 87	8
4.1	1209	164.05	2.1	KF 87	8
4.5	1084	147.09	2.3	KA 87	8
				KAF 87	8
4.5	1101	197.27	2.3	K 87	6
5.1	976	174.99	2.6	KF 87	6
5.4	915	164.05	2.8	KA 87	6
6.0	821	147.09	3.1	KAF 87	6
6.5	755	135.28	1.9	K 77	8
6.9	717	128.52	2.0	KF 77	8
7.8	634	113.56	2.3	KA 77	8
9.1	541	97.05	2.7	KAF 77	8
5.7	859	154.02	1.70	K 77	6
6.5	755	135.28	1.93	KF 77	6
6.9	717	128.52	2.0	KA 77	6
7.8	634	113.56	2.3	KAF 77	6
9.0	547	154.02	2.7	K 77	4
10	481	135.28	3.0	KF 77	4
11	457	128.52	3.2	KA 77	4
12	403	113.56	3.6	KAF 77	4
14	345	97.05	4.2		
7.2	689	123.54	1.12		
8.2	603	108.03	1.28	K 67	6
8.6	573	102.62	1.35	KF 67	6
10	502	90.04	1.53	KA 67	6
12	426	76.37	1.81	KAF 67	6
11	439	123.54	1.76	K 67	4
13	384	108.03	2.0	KF 67	4
15	320	90.04	2.4	KA 67	4
18	271	76.37	2.8	KAF 67	4
8.2	604	108.29	0.93		
8.6	574	102.88	0.98		
9.8	504	90.26	1.12	K 57	6
12	427	76.56	1.32	KF 57	6
13	386	69.12	1.46	KA 57	6
15	339	60.81	1.66	KAF 57	6
15	320	57.42	1.76		
11	440	123.85	1.28		
13	385	108.29	1.47		
14	365	102.88	1.54	K 57	4
15	321	90.26	1.76	KF 57	4
18	272	76.56	2.1	KA 57	4
20	246	69.12	2.3	KAF 57	4
23	216	60.81	2.6		
24	204	57.42	2.8		
13	371	104.37	1.01		
15	323	90.86	1.17		
16	302	85.12	1.24	K 47	4
18	267	75.20	1.41	KF 47	4
20	248	69.84	1.52	KA 47	4
22	225	63.30	1.67	KAF 47	4
24	202	56.83	1.86		
28	174	48.95	2.2		
30	164	46.03	2.3		
24	208	58.6	0.90	K 37	4
28	177	49.79	1.06	KF 37	4
31	158	44.46	1.19	KA 37	4
37	135	37.97	1.39	KAF 37	4

输出转速 Output speed r/min	输出扭矩 Output torque Nm	传动比 Ratio i	使用系数 Service factor f_s	机型号 Type Type	极数 Pole p
0.55kW					
39	126	35.57	1.49		
46	106	29.96	1.77		
48	102	28.83	1.84		
56	89	24.99	2.1		
60	83	23.36	2.2		
69	72	20.19	2.4		
81	61	17.15	2.8	K 37	4
91	54	15.31	3.0	KF 37	4
106	46	13.08	3.3	KA 37	4
114	43	12.14	3.5	KAF 37	4
133	37	10.49	4.0		
156	32	8.91	4.8		
175	28	7.96	5.2		
204	24	6.80	5.8		
218	23	6.37	6.0		
259	19	5.36	6.9		
0.75kW					
0.11	60151	13116	0.78		
0.12	53414	11647	0.88		
0.19	33630	7333	1.40	K 187RF97	4
0.21	30901	6738	1.52	KAF 187RF97	4
0.23	27443	5984	1.71		
0.16	39426	8597	0.76		
0.21	29984	6538	1.00	K 167RF97	4
0.26	24609	5366	1.22	KAF 167RF97	4
0.34	18615	4059	1.62		
0.41	15405	3359	1.95		
0.35	18225	3974	0.93	K 157RF97	8
0.46	13974	3047	1.21	KF 157RF97	8
0.83	7705	1680	2.2	KA 157RF97	8
1.02	6260	1365	2.7	KAF 157RF97	8
0.43	14845	3237	0.82		
0.47	13488	2941	0.91		
0.55	11685	2548	1.05		
0.72	8833	1926	1.38	K 127R77	4
0.79	8058	1757	1.52	KF 127R77	4
0.90	7067	1541	1.73	KA 127R77	4
1.0	6154	1342	1.99	KAF 127R77	4
1.2	5398	1177	2.3		
1.4	4701	1025	2.6		
1.5	4123	899	3.0		
0.82	7746	1689	0.97		
0.91	7030	1533	1.07		
1.1	6040	1317	1.25	K 107RF77	4
1.2	5274	1150	1.43	KF 107RF77	4
1.4	4655	1015	1.62	KA 107RF77	4
1.6	3994	871	1.88	KAF 107RF77	4
1.8	3586	782	2.1		
2.0	3146	686	2.4		
2.3	2779	606	2.7		
1.3	5054	1102	0.8		
1.5	4389	957	0.9		
1.6	3921	855	1.0		
1.9	3407	743	1.2		
2.1	2986	651	1.4		
2.4	2628	573	1.5	K 97RF77	4
2.8	2311	504	1.7	KF 97RF77	4
3.2	2004	437	2.0	KA 97RF77	4
3.6	1752	382	2.3	KAF 97RF77	4
4.6	1399	305	2.9		
5.4	1183	258	3.4		
6.0	1064	232	3.8		
7.0	913	199	4.4		

输出转速 Output speed r/min	输出扭矩 Output torque Nm	传动比 Ratio i	使用系数 Service factor f_s	机型号 Type Type	极数 Pole p
0.75kW					
1.9	3329	726	0.76		
2.2	2926	638	0.87		
2.5	2577	562	0.98		
2.9	2174	474	1.17		
3.3	1954	426	1.30	K 87RF57	4
3.7	1711	373	1.48	KF 87RF57	4
4.2	1513	330	1.68	KA 87RF57	4
4.7	1344	293	1.89	KAF 87RF57	4
5.6	1147	250	2.2		
5.9	1082	236	2.3		
6.9	922	201	2.8		
3.9	1642	358	0.89		
4.3	1468	320	0.99	K 77RF37	4
4.9	1298	283	1.12	KF 77RF37	4
5.7	1128	246	1.29	KA 77RF37	4
6.4	991	216	1.47	KAF 77RF37	4
3.9	1737	175.47	2.3	K 97	4
4.4	1508	152.31	2.7	KF 97	4
4.8	1389	140.28	2.9	KA 97	4
				KAF 97	4
4.6	1456	147.09	1.7	K 87	8
5.4	1254	126.68	2.0	KF 87	8
5.9	1140	115.16	2.2	KA 87	8
6.6	1017	102.71	2.5	KAF 87	8
5.2	1295	174.99	2.0	K 87	6
5.5	1214	164.05	2.1	KF 87	6
6.2	1088	147.09	2.3	KA 87	6
7.2	937	126.68	2.7	KAF 87	6
7.0	956	197.27	2.7	K 87	4
8.0	848	174.99	3.0	KF 87	4
8.5	795	164.05	3.2	KA 87	4
9.4	712	147.09	3.6	KAF 87	4
6.7	1001	135.28	1.46	K 77	6
7.1	951	128.52	1.53	KF 77	6
8.0	840	113.56	1.73	KA 77	6
9.4	718	97.05	2.0	KAF 77	6
10	658	88.97	2.2		
9.0	746	154.02	1.95	K 77	4
10	655	135.28	2.2	KF 77	4
11	623	128.52	2.3	KA 77	4
12	550	113.56	2.6	KAF 77	4
14	470	97.05	3.1		
11	598	123.54	1.29		
13	523	108.03	1.47	K 67	4
15	436	90.04	1.77	KF 67	4
18	370	76.37	2.1	KA 67	4
20	334	68.95	2.3	KAF 67	4
23	294	60.66	2.6		
24	277	57.28	2.8		
11	600	123.85	0.9		
13	525	108.29	1.1		
14	498	102.88	1.1		
15	437	90.26	1.3	K 57	4
18	371	76.56	1.5	KF 57	4
20	335	69.12	1.7	KA 57	4
23	295	60.81	1.9	KAF 57	4
24	278	57.42	2.0		
28	237	48.89	2.4		
31	215	44.43	2.6		

输出转速 Output speed r/min	输出扭矩 Output torque Nm	传动比 Ratio i	使用系数 Service factor f_s	机型号 Type	极数 Pole p
0.75kW					
18	364	75.2	1.03		
20	338	69.84	1.11		
22	307	63.30	1.23		
24	275	56.83	1.37	K 47	4
28	237	48.95	1.59	KF 47	4
30	223	46.03	1.69	KA 47	4
35	192	39.61	1.96	KAF 47	4
39	171	35.39	2.2		
45	151	31.19	2.5		
31	215	44.46	0.87		
37	184	39.97	1.02		
39	172	35.57	1.09		
46	145	29.96	1.30		
48	140	28.83	1.35		
56	121	24.99	1.55		
60	113	23.36	1.62		
69	98	20.19	1.78	K 37	4
81	83	17.15	2.0	KF 37	4
91	74	15.31	2.2	KA 37	4
106	63	13.08	2.4	KAF 37	4
114	59	12.14	2.6		
133	51	10.49	3.0		
156	43	8.91	3.5		
175	39	7.96	3.8		
204	33	6.80	4.3		
218	31	6.37	4.4		
259	26	5.36	5.1		
1.1kW					
0.15	62528	9363	0.75		
0.17	54267	8126	0.87		
0.19	48971	7333	0.96		
0.21	44998	6738	1.04	K 187RF97	4
0.23	39962	5984	1.18	KA 187RF97	4
0.26	35728	5350	1.32		
0.29	32122	4810	1.46		
0.32	29144	4364	1.61		
0.26	35835	5366	0.84		
0.29	32042	4798	0.94		
0.34	27107	4059	1.11		
0.42	22432	3359	1.34	K 167RF97	4
0.51	18305	2741	1.64	KA 167RF97	4
0.64	14518	2174	2.1		
0.82	11340	1698	2.7		
1.00	9363	1402	3.2		
1.08	8622	1291	3.5		
0.40	23480	3516	0.72		
0.46	20375	3051	0.83		
0.54	17430	2610	0.97		
0.60	15507	2322	1.09	K 157RF77	4
0.83	11219	1680	1.51	KF 157RF77	4
1.0	9116	1365	1.86	KA 157RF77	4
1.1	8207	1229	2.1	KAF 157RF77	4
1.3	7299	1093	2.3		
1.5	6291	942	2.7		
1.6	5703	854	3.0		
0.72	12955	1926	0.9		
0.79	11818	1757	1.0	K 127RF77	4
0.90	10365	1541	1.2	KF 127RF77	4
1.0	9027	1342	1.4	KA 127RF77	4
1.2	7917	1177	1.5	KAF 127RF77	4
1.4	6894	1025	1.8		

输出转速 Output speed r/min	输出扭矩 Output torque Nm	传动比 Ratio i	使用系数 Service factor f_s	机型号 Type	极数 Pole p
1.1kW					
1.5	6047	899	2.0		
1.8	5314	790	2.3	K 127RF77	4
2.0	4641	690	2.6	KF 127RF77	4
2.3	4029	599	3.0	KA 127RF77	4
2.6	3625	539	3.4	KAF 127RF77	4
3.0	3148	468	3.9		
1.2	7735	1150	1.6		
1.4	6827	1015	1.1		
1.6	5859	871	1.3		
1.8	5260	782	1.4	K 107RF77	4
2.0	4614	686	1.6	KF 107RF77	4
2.3	4076	606	1.8	KA 107RF77	4
2.7	3464	515	2.2	KAF 107RF77	4
3.1	3060	455	2.5		
3.5	2704	402	2.8		
4.0	2361	351	3.2		
4.5	2065	307	3.6		
1.9	4998	743	0.81		
2.1	4379	651	0.92	K 97RF57	4
2.4	3854	573	1.05	KF 97RF57	4
2.8	3390	504	1.19	KA 97RF57	4
3.2	2939	437	1.38	KAF 97RF57	4
3.6	2569	382	1.57		
4.1	2300	342	1.76		
2.9	3188	474	0.80		
3.3	2865	426	0.89		
3.7	2509	373	1.01	K 87RF57	4
4.2	2220	330	1.14	KF 87RF57	4
4.7	1971	293	1.29	KA 87RF57	4
5.6	1682	250	1.51	KAF 87RF57	4
5.9	1587	236	1.60		
6.9	1352	201	1.88		
3.9	2548	175.47	1.6	K 97	8
4.4	2212	152.31	1.8	KF 97	8
4.8	2037	140.28	2.0	KA 97	8
5.5	1810	124.61	2.2	KAF 97	8
5.2	1904	175.47	2.1	K 97	6
5.9	1653	152.31	2.4	KF 97	6
6.5	1522	140.28	2.7	KA 97	6
7.3	1352	124.61	3.0	KAF 97	6
8.0	1238	175.47	3.3	K 97	4
9.1	1074	152.31	3.7	KF 97	4
10	989	140.28	4.1	KA 97	4
				KAF 97	4
5.2	1899	174.99	1.34	K 87	6
5.5	1780	164.05	1.42	KF 87	6
6.2	1596	147.09	1.59	KA 87	6
7.2	1375	126.68	1.84	KAF 87	6
8.0	1234	174.99	2.1	K 87	4
8.5	1157	164.05	2.2	KF 87	4
9.5	1037	147.09	2.4	KA 87	4
11	894	126.68	2.8	KAF 87	4
12	812	115.16	3.1		
6.7	1468	135.28	0.99	K 77	6
7.1	1395	128.52	1.04	KF 77	6
8.0	1232	113.56	1.18	KA 77	6
9.4	1053	97.05	1.38	KAF 77	6

输出转速 Output speed r/min	输出扭矩 Output torque Nm	传动比 Ratio i	使用系数 Service factor f_s	机型号 Type	极数 Pole p
1.1kW					
10	954	135.28	1.53		
11	906	128.52	1.61	K 77	4
12	801	113.56	1.82	KF 77	4
14	685	97.05	2.1	KA 77	4
16	628	88.97	2.3	KAF 77	4
18	551	78.07	2.6		
19	522	73.99	2.8		
13	762	108.03	1.01		
14	724	102.63	1.06		
16	635	90.04	1.21		
18	539	76.37	1.43	K 67	4
20	486	68.95	1.58	KF 67	4
23	428	60.66	1.80	KA 67	4
24	404	57.28	1.91	KAF 67	4
29	344	48.77	2.2		
32	313	44.32	2.5		
36	271	38.39	2.8		
16	637	90.26	0.89		
18	540	76.56	1.04		
20	488	69.12	1.16		
23	429	60.81	1.31		
24	405	57.42	1.39		
29	345	48.89	1.64		
32	313	44.43	1.80		
36	271	38.49	2.1		
39	252	35.70	2.2		
46	214	30.28	2.6		
51	193	27.34	2.9	K 57	4
58	170	24.05	3.3	KF 57	4
62	160	22.71	3.5	KA 57	4
72	136	19.34	4.0	KAF 57	4
80	124	17.57	4.2		
92	107	15.22	4.7		
106	93	13.25	5.1		
117	84	11.92	4.6		
124	79	11.26	4.9		
146	68	9.59	5.6		
161	61	8.71	6.0		
185	53	7.55	6.4		
213	46	6.57	7.0		
25	401	56.83	0.94		
29	345	48.95	1.09		
30	325	46.03	1.16		
35	279	39.61	1.35	K 47	4
40	250	35.39	1.51	KF 47	4
45	220	31.19	1.71	KA 47	4
48	207	29.32	1.82	KAF 47	4
54	183	25.91	2.1		
64	154	21.81	2.4		
72	138	19.58	2.7		
47	211	29.96	0.89		
56	176	24.99	1.07		
60	165	23.36	1.11		
69	142	20.19	1.22		
82	121	17.15	1.40		
91	108	15.31	1.52	K 37	4
107	92	13.08	1.68	KF 37	4
115	86	12.14	1.76	KA 37	4
133	74	10.49	2.0	KAF 37	4
157	63	8.91	2.4		
176	56	7.96	2.6		
206	48	6.80	2.9		
220	45	6.37	3.0		
261	38	5.36	3.5		

输出转速 Output speed r/min	输出扭矩 Output torque Nm	传动比 Ratio i	使用系数 Service factor f_s	机型号 Type	极数 Pole p
1.5kW					
0.21	61360	6378	0.77		
0.23	54494	5984	0.86		
0.26	48720	5350	0.96		
0.29	43803	4810	1.07	K 187RF97	4
0.32	39741	4364	1.18	KA 187RF97	4
0.39	32866	3609	1.43		
0.46	27884	3062	1.69		
0.56	22940	2519	2.0		
0.62	20654	2268	2.3		
0.34	36964	4059	0.81		
0.42	30589	3359	0.98		
0.51	24961	2741	1.21	K 167RF97	4
0.64	19798	2174	1.52	KA 167RF97	4
0.82	15463	1698	1.95		
1.0	12767	1402	2.4		
1.1	11757	1291	2.6		
0.6	21118	2319	0.8		
0.83	15299	1680	1.1		
1.0	12431	1365	1.4	K 157RF97	4
1.1	11192	1229	1.5	KF 157RF97	4
1.3	9954	1093	1.7	KA 157RF97	4
1.5	8578	942	2.0	KAF 157RF97	4
1.6	7777	854	2.2		
2.5	5145	565	3.3		
2.8	4581	503	3.7		
2.6	4881	536	2.5	K 127RF87	4
3.3	3807	418	3.2	KF 127RF87	4
3.8	3342	367	3.7	KA 127RF87	4
				KAF 127RF87	4
0.80	16000	1757	0.76		
0.91	14033	1541	0.87		
1.0	12221	1342	1.00		
1.2	10718	1177	1.14		
1.4	9334	1025	1.31	K 127RF77	4
1.6	8187	899	1.49	KF 127RF77	4
1.8	7194	790	1.70	KA 127RF77	4
2.0	6284	690	1.94	KAF 127RF77	4
2.3	5455	599	2.2		
2.6	4908	539	2.5		
3.0	4262	468	2.9		
3.4	3734	410	3.3		
1.4	9243	1015	0.8		
1.6	7932	871	0.9		
1.8	7121	782	1.1		
2.0	6247	686	1.2	K 107RF77	4
2.3	5519	606	1.4	KF 107RF77	4
2.7	4690	515	1.6	KA 107RF77	4
3.1	4144	455	1.8	KAF 107RF77	4
3.5	3661	402	2.1		
4.0	3196	351	2.4		
4.6	2796	307	2.7		
2.4	5218	537	0.8		
2.8	4590	504	0.9		
3.2	3980	437	1.0	K 97RF57	4
3.7	3479	382	1.2	KF 97RF57	4
4.1	3114	342	1.3	KA 97RF57	4
4.6	2778	305	1.5	KAF 97RF57	4
5.4	2350	258	1.7		
6.0	2113	232	1.9		
7.0	1812	199	2.2		

输出转速 Output speed r/min	输出扭矩 Output torque Nm	传动比 Ratio i	使用系数 Service factor f_s	机型号 Type	极数 Pole p
1.5kW					
4.2	3005	330	0.84	K 87RF57	4
4.8	2668	293	0.95	KF 87RF57	4
5.6	2277	250	1.11	KA 87RF57	4
5.9	2149	236	1.18	KAF 87RF57	4
7.0	1830	201	1.39		
7.7	1667	183	1.52		
4.9	2770	141.93	2.7	K 107	8
5.8	2334	119.58	3.2	KF 107	8
6.2	2163	110.83	3.5	KA 107	8
				KAF 107	8
4.5	2972	152.31	1.36	K 97	8
4.9	2738	140.28	1.48	KF 97	8
5.5	2432	124.61	1.66	KA 97	8
				KAF 97	8
5.2	2569	175.47	1.57	K 97	6
6.0	2229	152.31	1.81	KF 97	6
6.6	2053	140.28	1.97	KA 97	6
7.4	1824	124.61	2.2	KAF 97	6
8.0	1688	175.47	2.4	K 97	4
9.2	1465	152.31	2.7	KF 97	4
10	1349	140.28	3.0	KA 97	4
11	1199	124.61	3.4	KAF 97	4
6.3	2153	147.09	1.18	K 87	6
7.2	1854	126.68	1.37	KF 87	6
7.9	1686	115.16	1.50	KA 87	6
9.0	1503	102.71	1.69	KAF 87	6
8.0	1683	174.99	1.51		
8.5	1578	164.05	1.61	K 87	4
9.5	1415	147.09	1.79	KF 87	4
11	1218	126.68	2.1	KA 87	4
12	1108	115.16	2.3	KAF 87	4
14	988	102.71	2.6		
16	830	86.34	3.1		
8.0	1680	113.56	0.87	K 77	6
9.4	1436	97.05	1.01	KF 77	6
10	1317	88.97	1.11	KA 77	6
12	1155	78.07	1.26	KAF 77	6
10	1301	135.28	1.12		
11	1236	128.52	1.18		
12	1092	113.56	1.33		
14	933	97.05	1.56		
16	856	88.97	1.70	K 77	4
18	751	78.07	1.94	KF 77	4
19	712	73.99	2.0	KA 77	4
22	623	64.75	2.3	KAF 77	4
24	561	58.34	2.6		
27	492	51.18	3.0		
31	434	45.16	3.4		
35	385	40.04	3.8		
16	866	90.04	0.89		
18	735	76.37	1.05		
20	663	68.95	1.16		
23	583	60.66	1.32		
24	551	57.28	1.40	K 67	4
29	469	48.77	1.64	KF 67	4
32	426	44.32	1.81	KA 67	4
36	369	38.39	2.1	KAF 67	4
39	343	35.62	2.2		
46	291	30.22	2.7		
51	262	27.28	2.9		
58	231	24.00	3.3		

输出转速 Output speed r/min	输出扭矩 Output torque Nm	传动比 Ratio i	使用系数 Service factor f_s	机型号 Type	极数 Pole p
1.5kW					
23	585	60.81	0.96		
24	552	57.42	1.02		
29	470	48.89	1.20		
32	427	44.43	1.32	K 57	4
36	370	38.49	1.52	KF 57	4
39	343	35.70	1.64	KA 57	4
46	291	30.28	1.94	KAF 57	4
51	263	27.34	2.1		
58	231	24.05	2.4		
62	218	22.71	2.6		
72	186	19.34	2.9		
35	381	39.61	0.99		
40	340	35.39	1.10		
45	300	31.19	1.25		
48	282	29.32	1.33		
54	249	25.91	1.51	K 47	4
64	210	21.81	1.79	KF 47	4
72	188	19.58	2.0	KA 47	4
83	162	16.86	2.2	KAF 47	4
88	153	15.86	2.3		
103	131	13.65	2.6		
115	117	12.19	2.8		
119	113	11.77	2.3		
60	225	23.36	0.82		
69	194	20.19	0.90		
82	165	17.15	1.03		
91	147	15.31	1.12		
107	126	13.08	1.23	K 37	4
115	117	12.14	1.29	KF 37	4
133	101	10.49	1.49	KA 37	4
157	86	8.91	1.75	KAF 37	4
176	77	7.96	1.90		
206	65	6.80	2.2		
220	61	6.37	2.2		
261	52	5.36	2.6		
2.2kW					
0.33	57466	4364	0.82		
0.50	37108	2818	1.27		
0.39	47524	3609	0.99		
0.46	40321	3062	1.17	K 187RF97	4
0.56	33171	2519	1.42	KA 187RF97	4
0.63	29866	2268	1.57		
0.69	27048	2054	1.74		
0.78	23979	1821	1.96		
0.88	21135	1605	2.2		
0.52	36094	2741	0.83		
0.63	29655	2252	1.01		
0.65	28628	2174	1.05		
0.84	22360	1698	1.35	K 167RF97	4
1.0	18462	1402	1.63	KA 167RF97	4
1.1	17000	1291	1.77		
1.3	14498	1101	2.1		
1.5	12431	944	2.4		
0.85	22123	1680	0.76		
1.0	17975	1365	0.94	K 157RF97	4
1.2	16184	1229	1.05	KF 157RF97	4
1.3	14393	1093	1.18	KA 157RF97	4
1.5	12404	942	1.36	KAF 157RF97	4
1.7	11246	854	1.50		
1.9	9955	756	1.70		

输出转速 Output speed r/min	输出扭矩 Output torque Nm	传动比 Ratio i	使用系数 Service factor f_s	机型号 Type	极数 Pole p
2.2kW					
2.6	7058	536	1.73		
3.0	6229	473	1.96	K 127RF87	4
3.4	5504	418	2.2	KF 127RF87	4
3.9	4833	367	2.5	KA 127RF87	4
4.3	4346	330	2.8	KAF 127RF87	4
1.4	13497	1025	0.91		
1.6	11838	899	1.03		
1.8	10403	790	1.17	K 127RF77	4
2.1	9086	690	1.34	KF 127RF77	4
2.4	7888	599	1.55	KA 127RF77	4
2.6	7098	539	1.72	KAF 127RF77	4
3.0	6163	468	1.98		
3.5	5399	410	2.3		
2.3	7980	606	0.94		
2.8	6782	515	1.11		
3.1	5992	455	1.26	K 107RF77	4
3.5	5294	402	1.42	KF 107RF77	4
4.0	4622	351	1.63	KA 107RF77	4
4.6	4043	307	1.86	KAF 107RF77	4
5.1	3648	277	2.1		
5.8	3200	243	2.4		
3.7	5030	382	0.80		
4.2	4504	342	0.90	K 97RF57	4
4.7	4016	305	1.01	KF 97RF57	4
5.5	3397	258	1.19	KA 97RF57	4
6.1	3055	232	1.32	KAF 97RF57	4
7.1	2620	199	1.54		
5.0	3948	141.93	1.90	K 107	8
5.9	3326	119.58	2.3	KF 107	8
6.4	3083	110.83	2.4	KA 107	8
7.1	2763	99.34	2.7	KAF 107	8
6.1	3200	152.31	1.26	K 97	8
6.7	2947	140.28	1.37	KF 97	8
7.5	2618	124.61	1.54	KA 97	8
14	1443	103.78	2.80	KAF 97	8
8.1	2440	175.47	1.66		
9.3	2118	152.31	1.91	K 97	4
10	1951	140.28	2.1	KF 97	4
11	1733	124.61	2.3	KA 97	4
14	1443	103.78	2.8	KAF 97	4
15	1346	96.80	3.0		
9.7	2046	147.09	1.24		
11	1762	126.68	1.44		
12	1602	115.16	1.58	K 87	4
14	1428	102.71	1.78	KF 87	4
16	1201	86.34	2.1	KA 87	4
18	1103	79.34	2.3	KAF 87	4
20	980	70.46	2.6		
23	876	63.00	2.9		
13	1579	113.56	0.9		
15	1350	97.05	1.08		
16	1237	88.97	1.18		
18	1086	78.07	1.34	K 77	4
19	1029	73.99	1.42	KF 77	4
22	901	64.75	1.62	KA 77	4
24	811	58.34	1.80	KAF 77	4
28	712	51.18	2.0		
31	628	45.16	2.3		
35	557	40.04	2.6		

输出转速 Output speed r/min	输出扭矩 Output torque Nm	传动比 Ratio i	使用系数 Service factor f_s	机型号 Type	极数 Pole p
2.2kW					
40	490	35.20	3.0	K 77	4
46	430	30.89	3.4	KF 77	4
49	407	29.27	3.6	KA 77	4
55	356	25.62	4.1	KAF 77	4
23	844	60.66	0.91		
25	797	57.28	0.97		
29	678	48.77	1.14		
32	616	44.32	1.25		
37	534	38.39	1.44		
40	495	35.62	1.56		
47	420	30.22	1.83		
52	379	27.28	2.0	K 67	4
59	334	24.00	2.3	KF 67	4
63	315	22.66	2.3	KA 67	4
74	268	19.30	2.7	KAF 67	4
81	244	17.54	2.9		
93	211	15.19	3.1		
107	184	13.22	3.4		
116	170	12.24	2.9		
136	145	10.42	3.2		
150	132	9.47	3.4		
173	114	8.20	3.6		
199	99	7.14	4.0		
32	618	44.43	0.91		
37	535	38.49	1.05		
40	497	35.70	1.14		
47	421	30.28	1.34		
52	380	27.34	1.48	K 57	4
59	334	24.05	1.69	KF 57	4
63	316	22.71	1.79	KA 57	4
73	269	19.34	2.0	KAF 57	4
81	244	17.57	2.1		
93	212	15.22	2.4		
107	184	13.25	2.6		
119	166	11.92	2.4		
126	157	11.26	2.5		
55	360	25.91	1.04		
65	303	21.81	1.24		
73	272	19.58	1.38		
84	234	16.86	1.52	K 47	4
90	221	15.86	1.62	KF 47	4
104	190	13.65	1.78	KA 47	4
116	170	12.19	1.94	KAF 47	4
121	164	11.77	1.61		
134	147	10.56	1.79		
156	127	9.10	2.1		
109	182	13.08	0.85		
135	146	10.49	1.03	K 37	4
159	124	8.91	1.21	KF 37	4
178	111	7.96	1.32	KA 37	4
209	95	6.80	1.49	KAF 37	4
223	89	6.37	1.54		
265	75	5.36	1.77		

输出转速 Output speed r/min	输出扭矩 Output torque Nm	传动比 Ratio i	使用系数 Service factor f_s	机型号 Type	极数 Pole p
3.0kW					
0.5	50602	2818	0.93		
0.46	54983	3062	0.85		
0.56	45233	2519	1.04		
0.63	40726	2268	1.15	K 187RF77	4
0.69	36883	2054	1.27	KA 187RF77	4
0.78	32699	1821	1.44		
0.88	28820	1605	1.63		
1.0	25050	1395	1.88		
1.2	21476	1196	2.2		
0.84	30490	1698	0.99		
1.0	25175	1402	1.2		
1.1	23182	1291	1.3	K 167RF97	4
1.3	19770	1101	1.52	KF 167RF97	4
1.5	16951	944	1.77	KA 167RF97	4
1.7	15137	843	1.99	KAF 167RF97	4
1.9	13593	757	2.2		
1.2	22069	1229	0.77		
1.3	19627	1093	0.86		
1.5	16915	942	1.00	K 157RF97	4
1.7	15335	854	1.10	KF 157RF97	4
1.9	13575	756	1.25	KA 157RF97	4
2.5	10146	565	1.67	KAF 157RF97	4
2.8	9032	503	1.87		
2.6	9625	536	1.27		
3.0	8494	473	1.44	K 127RF87	4
3.4	7506	418	1.63	KF 127RF87	4
3.9	6590	367	1.85	KA 127RF87	4
4.3	5926	330	2.1	KAF 127RF87	4
4.9	5207	290	2.3		
1.8	14186	790	0.86		
2.1	12390	690	0.99	K 127RF77	4
2.4	10756	599	1.14	KF 127RF77	4
2.6	9679	539	1.26	KA 127RF77	4
3.0	8404	468	1.45	KAF 127RF77	4
3.5	7362	410	1.66		
3.1	8170	455	0.92		
3.5	7219	402	1.04		
4.0	6303	351	1.19		
4.6	5513	307	1.36	K 107RF77	4
5.1	4974	277	1.51	KF 107RF77	4
5.8	4363	243	1.72	KA 107RF77	4
6.6	3861	215	1.95	KAF 107RF77	4
7.5	3394	189	2.2		
8.5	3017	168	2.5		
9.5	2676	149	2.8		
10	2496	139	3.0		
5.5	4893	258	0.83	K 97RF57	4
6.1	4400	232	0.92	KF 97RF57	4
7.1	3774	199	1.07	KA 97RF57	4
				KAF 97RF57	4
5.0	5366	141.46	1.40	K 107	8
5.9	4543	119.76	1.66	KF 107	8
6.4	4204	110.83	1.79	KA 107	8
7.1	3768	99.34	2.0	KAF 107	8
7.9	3402	89.68	2.2		
6.8	3968	141.46	1.9	K 107	6
8.0	3360	119.76	2.2	KF 107	6
8.7	3109	110.83	2.4	KA 107	6
9.7	2787	99.34	2.7	KAF 107	6

输出转速 Output speed r/min	输出扭矩 Output torque Nm	传动比 Ratio i	使用系数 Service factor f_s	机型号 Type	极数 Pole p
3.0kW					
				K 107	4
10	2692	141.93	2.8	KF 107	4
12	2268	119.58	3.3	KA 107	4
				KAF 107	4
7.7	3496	124.61	1.16	K 97	6
9.3	2911	103.78	1.39	KF 97	6
9.9	2716	96.80	1.49	KA 97	6
11	2427	86.52	1.67	KAF 97	6
8.1	3328	175.47	1.21		
9.3	2889	152.31	1.40		
10	2660	140.28	1.52		
11	2363	124.61	1.71	K 97	4
14	1968	103.78	2.05	KF 97	4
15	1836	96.80	2.20	KA 97	4
16	1646	86.52	2.46	KAF 97	4
18	1477	77.89	2.74		
20	1338	70.54	3.02		
23	1186	62.55	3.41		
25	1072	56.55	3.77		
9.6	2790	147.09	0.91		
11	2403	126.68	1.06		
12	2184	115.16	1.16		
14	1948	102.71	1.30		
16	1637	86.34	1.55	K 87	4
18	1505	79.34	1.69	KF 87	4
20	1336	70.46	1.90	KA 87	4
23	1195	63.00	2.1	KAF 87	4
25	1074	56.64	2.4		
29	932	49.16	2.7		
32	835	44.02	2.9		
39	693	36.52	3.4		
16	1687	88.97	0.86		
18	1481	78.07	0.98		
19	1403	73.99	1.04		
22	1228	64.75	1.19	K 77	4
24	1106	58.34	1.32	KF 77	4
28	971	51.18	1.50	KA 77	4
31	856	45.16	1.70	KAF 77	4
35	759	40.04	1.92		
40	668	35.20	2.2		
46	586	30.89	2.5		
32	841	44.32	0.92		
37	728	38.39	1.06		
40	676	35.62	1.14		
47	573	30.22	1.34		
52	517	27.28	1.49		
59	455	24.00	1.65	K 67	4
63	430	22.66	1.71	KF 67	4
74	366	19.30	1.95	KA 67	4
81	333	17.54	2.1	KAF 67	4
93	288	15.19	2.3		
107	251	13.22	2.5		
116	232	12.24	2.1		
136	198	10.42	2.4		
150	180	9.47	2.5		
47	574	30.28	0.98		
52	519	27.34	1.09	K 57	4
59	456	24.05	1.24	KF 57	4
63	431	22.71	1.31	KA 57	4
73	367	19.34	1.47	KAF 57	4
81	333	17.57	1.57		

输出转速 Output speed r/min	输出扭矩 Output torque Nm	传动比 Ratio i	使用系数 Service factor f_s	机型号 Type	极数 Pole p
3.0kW					
93	289	15.22	1.74		
107	251	13.25	1.9		
119	226	11.92	1.7	K 57	4
126	214	11.26	1.8	KF 57	4
148	182	9.59	2.1	KA 57	4
163	165	8.71	2.2	KAF 57	4
188	143	7.55	2.4		
216	125	6.57	2.6		
73	371	19.58	1.01		
84	320	16.86	1.12		
90	301	15.86	1.19		
104	259	13.65	1.31		
116	231	12.19	1.42	K 47	4
121	223	11.77	1.18	KF 47	4
134	200	10.56	1.31	KA 47	4
156	173	9.1	1.53	KAF 47	4
166	162	8.56	1.56		
193	140	7.36	1.68		
216	125	6.58	1.81		
244	110	5.81	1.96		
159	169	8.91	0.89	K 37	4
178	151	7.96	0.97	KF 37	4
209	129	6.8	1.09	KA 37	4
223	121	6.37	1.13	KAF 37	4
265	102	5.36	1.29		
4.0kW					
1.7	19697	825	2.4	K 187RF107	4
2.8	12272	514	3.8	KA 187RF107	4
0.57	59473	2519	0.79		
0.63	53547	2268	0.88		
0.70	48494	2054	0.97		
0.79	42993	1821	1.09		
0.90	37894	1605	1.24	K 187RF97	4
1.0	32936	1395	1.43	KA 187RF97	4
1.2	28237	1196	1.66		
1.4	24696	1046	1.90		
1.5	22240	942	2.1		
1.0	33101	1402	0.91		
1.1	30480	1291	0.99		
1.3	25994	1101	1.16		
1.5	22288	944	1.35	K 167RF97	4
1.7	19903	843	1.51	KA 167RF97	4
1.9	17873	757	1.68		
2.3	14874	630	2.0		
1.7	20163	854	0.84		
1.9	17849	756	0.95	K 157RF97	4
2.5	13339	565	1.27	KF 157RF97	4
2.9	11876	503	1.42	KA 157RF97	4
3.3	10223	433	1.66	KAF 157RF97	4
2.7	12655	536	0.97		
3.0	11167	473	1.09		
3.4	9869	418	1.24	K 127RF87	4
3.9	8665	367	1.41	KF 127RF87	4
4.3	7901	330	1.55	KA 127RF87	4
4.9	6943	290	1.76	KAF 127RF87	4
5.6	6057	253	2.0		
2.4	14341	599	0.85	K 127RF77	4
2.6	12905	539	0.95	KF 127RF77	4
3.0	11205	468	1.09	KA 127RF77	4
3.5	9816	410	1.24	KAF 127RF77	4

输出转速 Output speed r/min	输出扭矩 Output torque Nm	传动比 Ratio i	使用系数 Service factor f_s	机型号 Type	极数 Pole p
4.0kW					
4.0	8404	351	0.89		
4.6	7350	307	1.02		
5.1	6632	277	1.13	K 107RF77	4
5.8	5818	243	1.29	KF 107RF77	4
6.6	5148	215	1.46	KA 107RF77	4
7.5	4525	189	1.66	KAF 107RF77	4
8.5	4022	168	1.68		
9.5	3567	149	1.9		
11	3232	135	2.1		
7.1	5032	199	0.80	K 97RF57	4
				KF 97RF57	4
				KA 97RF57	4
				KAF 97RF57	4
5.3	6825	134.94	1.8	K 127	8
5.8	6202	122.60	2.0	KF 127	8
6.4	5570	110.13	2.2	KA 127	8
				KAF 127	8
6.6	5464	146.07	2.2	K 127	6
7.1	5047	134.94	2.4	KF 127	6
7.8	4587	122.60	2.7	KA 127	6
8.7	4119	110.13	3.0	KAF 127	6
6.4	5605	110.83	1.34	K 107	8
7.1	5024	99.34	1.50	KF 107	8
7.9	4536	89.68	1.66	KA 107	8
8.7	4120	81.46	1.83	KAF 107	8
6.8	5309	141.93	1.42	K 107	6
8.0	4473	119.58	1.68	KF 107	6
8.7	4146	110.83	1.81	KA 107	6
9.7	3716	99.34	2.0	KAF 107	6
11	3354	89.68	2.2		
10	3527	141.46	2.1		
12	2986	119.76	2.5	K 107	4
13	2764	110.83	2.7	KF 107	4
14	2477	99.34	3.0	KA 107	4
16	2236	89.68	3.4	KAF 107	4
18	2031	81.46	3.7		
20	1802	72.27	4.2		
10	3498	140.28	1.16		
12	3107	124.61	1.30	K 97	4
14	2588	103.78	1.56	KF 97	4
15	2414	96.80	1.67	KA 97	4
17	2157	86.52	1.87	KAF 97	4
18	1942	77.89	2.1		
20	1759	70.54	2.3		
13	2872	115.16	0.88		
14	2561	102.71	0.99		
17	2153	86.34	1.18		
18	1978	79.34	1.28	K 87	4
20	1757	70.46	1.44	KF 87	4
23	1571	63.00	1.62	KA 87	4
25	1412	56.64	1.80	KAF 87	4
29	1226	49.16	2.1		
33	1098	44.02	2.3		
39	911	36.52	2.8		

输出转速 Output speed r/min	输出扭矩 Output torque Nm	传动比 Ratio i	使用系数 Service factor f_s	机型号 Type	极数 Pole p
4.0kW					
22	1615	64.75	0.90		
25	1455	58.34	1.00		
28	1276	51.18	1.14		
32	1126	45.16	1.29		
36	998	40.04	1.46	K 77	4
38	957	38.39	1.52	KF 77	4
41	878	35.20	1.66	KA 77	4
47	770	30.89	1.89	KAF 77	4
49	730	29.27	2.0		
56	639	25.62	2.3		
62	576	23.08	2.5		
71	505	20.25	2.9		
48	754	30.22	1.02		
53	680	27.28	1.13		
60	598	24.00	1.26		
64	565	22.66	1.30		
75	481	19.30	1.48	K 67	4
82	437	17.54	1.59	KF 67	4
95	379	15.19	1.74	KA 67	4
109	330	13.22	1.91	KAF 67	4
118	305	12.24	1.63		
138	260	10.42	1.81		
152	236	9.47	1.91		
176	204	8.20	2.02		
202	178	7.14	2.2		
60	600	24.05	0.94		
63	566	22.71	1.00		
74	482	19.34	1.12		
82	438	17.57	1.19		
95	380	15.22	1.33	K 57	4
109	330	13.25	1.45	KF 57	4
121	297	11.92	1.31	KA 57	4
128	281	11.26	1.39	KAF 57	4
150	239	9.59	1.59		
165	217	8.71	1.69		
191	188	7.55	1.82		
219	164	6.57	1.98		
5.5kW					
0.79	59116	1821	0.80		
0.90	52104	1605	0.90		
1.0	45286	1395	1.04	K 187RF97	4
1.2	38826	1196	1.21	KA 187RF97	4
1.4	33957	1046	1.38		
1.5	30580	942	1.54		
2.0	23926	737	2.0		
2.3	2095	619	2.3		
1.31	35742	1101	0.84		
1.5	30645	944	0.98		
1.7	27367	843	1.10		
1.9	24575	757	1.22	K 167RF97	4
2.3	20452	630	1.47	KA 167RF97	4
2.6	18212	561	1.65		
3.0	15550	479	1.93		
3.4	13700	422	2.2		
2.2	21458	661	0.79	K 157RF97	4
2.5	18342	565	0.92	KF 157RF97	4
2.9	16329	503	1.04	KA 157RF97	4
3.3	14057	433	1.20	KAF 157RF97	4
3.8	12271	378	1.38		
4.3	10778	332	1.57		

输出转速 Output speed r/min	输出扭矩 Output torque Nm	传动比 Ratio i	使用系数 Service factor f_s	机型号 Type	极数 Pole p
5.5kW					
3.4	13570	418	0.90		
3.9	11914	367	1.03		
4.4	10713	330	1.14	K 127RF87	4
5.0	9414	290	1.30	KF 127RF87	4
5.7	8213	253	1.49	KA 127RF87	4
6.7	6980	215	1.75	KAF 127RF87	4
7.1	6590	203	1.71		
8.6	5454	168	2.1		
9.7	4805	148	2.3		
6.7	6980	215	1.08		
7.6	6136	189	1.23	K 107RF77	4
8.6	5454	168	1.38	KF 107RF77	4
9.7	4837	149	1.55	KA 107RF77	4
11	4383	135	1.72	KAF 107RF77	4
4.8	10288	150.03	1.64	K 157	8
5.9	8423	122.83	2.0	KF 157	8
7.2	6833	99.65	2.5	KA 157	8
7.8	6338	92.42	2.7	KAF 157	8
5.3	9253	134.94	1.3	K 127	8
5.9	8399	122.60	1.5	KF 127	8
6.5	7556	110.13	1.6	KA 127	8
8.1	6143	89.43	2.0	KAF 127	8
7.1	6940	134.94	1.76	K 127	6
7.8	6299	122.60	1.94	KF 127	6
8.7	5667	110.13	2.2	KA 127	6
11	4599	89.43	2.7	KAF 127	6
8.7	5700	110.83	1.32	K 107	6
9.7	5109	99.34	1.47	KF 107	6
11	4612	89.68	1.63	KA 107	6
12	4190	81.46	1.79	KAF 107	6
10	4866	141.93	1.55		
12	4100	119.58	1.83	K 107	4
13	3800	110.83	1.98	KF 107	4
14	3406	99.34	2.2	KA 107	4
16	3075	89.68	2.4	KAF 107	4
18	2793	81.46	2.7		
12	4273	124.61	0.95		
14	3558	103.78	1.14		
15	3319	96.80	1.22	K 97	4
17	2967	86.52	1.36	KF 97	4
18	2671	77.89	1.51	KA 97	4
20	2419	70.54	1.67	KAF 97	4
23	2145	62.55	1.88		
25	1939	56.55	2.1		
30	1643	47.93	2.5		
17	2960	86.34	0.90		
18	2720	79.34	0.95		
20	2416	70.46	1.05		
23	2160	63.00	1.15	K 87	4
25	1942	56.64	1.30	KF 87	4
29	1686	49.16	1.51	KA 87	4
33	1509	44.02	1.68	KAF 87	4
39	1252	36.52	2.0		
46	1076	31.39	2.4		
52	956	27.88	2.7		
32	1548	45.16	0.94	K 77	4
36	1373	40.04	1.06	KF 77	4
47	1059	30.89	1.38	KA 77	4
49	1004	29.27	1.45	KAF 77	4
56	878	25.62	1.66		

输出转速 Output speed r/min	输出扭矩 Output torque Nm	传动比 Ratio i	使用系数 Service factor f_s	机型号 Type	极数 Pole p
5.5kW					
62	791	23.08	1.84		
71	694	20.25	2.0		
81	613	17.87	2.2	K 77	4
91	543	15.84	2.4	KF 77	4
107	464	13.52	2.7	KA 77	4
117	424	12.36	2.2	KAF 77	4
133	371	10.81	2.5		
60	823	24.00	0.91		
64	777	22.66	0.94		
75	662	19.30	1.08		
82	601	17.54	1.16	K 67	4
95	521	15.19	1.26	KF 67	4
109	453	13.22	1.39	KA 67	4
118	420	12.24	1.19	KAF 67	4
138	357	10.42	1.32		
152	325	9.47	1.39		
176	281	8.20	1.47		
202	245	7.14	1.61		
82	602	17.57	0.87		
95	522	15.22	0.96		
109	454	13.25	1.06	K 57	4
121	409	11.92	0.95	KF 57	4
128	386	11.26	1.01	KA 57	4
150	329	9.59	1.16	KAF 57	4
165	299	8.71	1.23		
191	259	7.55	1.33		
219	225	6.57	1.44		
7.5kW					
1.8	36021	825	1.30	K 187RF107	4
2.0	31437	720	1.50	KA 187RF107	4
2.4	26808	614	1.75		
1.2	52220	1196	0.90		
1.4	45670	1046	1.03		
1.5	41129	942	1.14	K 187RF97	4
2.0	32179	737	1.46	KA 187RF97	4
2.4	27027	619	1.74		
2.8	22879	524	2.1		
1.7	36807	843	0.82		
1.9	33052	757	0.91	K 167RF97	4
2.3	27507	630	1.09	KF 167RF97	4
2.6	24494	561	1.23	KA 167RF97	4
3.0	20914	479	1.44	KAF 167RF97	4
3.5	18425	422	1.63		
4.0	16024	367	1.88		
3.4	18906	433	0.89	K 157RF97	4
3.9	16504	378	1.03	KF 157RF97	4
4.4	14496	332	1.17	KA 157RF97	4
5.0	12662	290	1.34	KAF 157RF97	4
4.4	14408	330	0.85		
5.0	12662	290	0.97	K 127RF87	4
5.8	11046	253	1.11	KF 127RF87	4
6.8	9387	215	1.30	KA 127RF87	4
7.2	8863	203	1.38	KAF 127RF87	4
8.7	7335	168	1.67		
9.9	6462	148	1.89		
4.4	15382	164.44	2.0	K 167	8
5.3	12623	135.38	2.4	KA 167	8
5.8	11537	164.44	2.61	K 167	6
7.1	9467	135.38	3.18	KA 167	6

输出转速 Output speed r/min	输出扭矩 Output torque Nm	传动比 Ratio i	使用系数 Service factor f_s	机型号 Type	极数 Pole p
7.5kW					
6.4	10522	150.03	1.6		
7.8	8614	122.83	2.0	K 157	6
9.6	6989	99.65	2.4	KF 157	6
10	6482	92.42	2.6	KA 157	6
12	5593	79.75	3.0	KAF 157	6
7.1	9464	134.94	1.29	K 127	6
7.8	8590	122.48	1.42	KF 127	6
8.7	7727	110.18	1.58	KA 127	6
11	6272	89.43	1.95	KAF 127	6
10	6736	146.07	1.81		
11	6223	134.94	1.96	K 127	4
12	5648	122.60	2.2	KF 127	4
13	5081	110.13	2.4	KA 127	4
16	4124	89.43	3.0	KAF 127	4
18	3805	82.52	3.2		
21	3272	70.95	3.7		
10	6545	141.93	1.15		
12	5514	119.58	1.36		
13	5111	110.83	1.47		
15	4581	99.34	1.64		
16	4136	89.68	1.82	K 107	4
18	3757	81.46	2.00	KF 107	4
20	3333	72.27	2.3	KA 107	4
22	3024	65.58	2.5	KAF 107	4
26	2599	56.37	2.9		
30	2269	49.20	3.2		
35	1925	41.74	3.6		
40	1682	36.48	4.0		
15	4464	96.80	0.91		
17	3990	86.52	1.01		
19	3592	77.89	1.13		
21	3253	70.54	1.24	K 97	4
23	2884	62.55	1.40	KF 97	4
26	2608	56.55	1.55	KA 97	4
30	2210	47.93	1.83	KAF 97	4
35	1931	41.87	2.1		
38	1766	38.30	2.3		
43	1579	34.23	2.6		
23	2905	63.00	0.87		
26	2612	56.64	0.97		
30	2267	49.16	1.12		
33	2030	44.02	1.20		
40	1684	36.52	1.40	K 87	4
47	1448	31.39	1.75	KF 87	4
52	1286	27.88	1.90	KA 87	4
59	1149	24.92	2.0	KAF 87	4
65	1033	22.41	2.1		
75	897	19.45	2.4		
84	803	17.42	2.6		
92	736	15.95	2.3		
101	666	14.45	3.0		
47	1424	30.89	1.02		
50	1350	29.27	1.08		
57	1181	25.62	1.23		
63	1064	23.08	1.37		
72	934	20.25	1.56	K 77	4
82	824	17.87	1.65	KF 77	4
92	730	15.84	1.80	KA 77	4
108	623	13.52	2.0	KAF 77	4
118	570	12.36	1.65		
135	499	10.81	1.87		
153	440	9.54	2.0		
173	390	8.46	2.1		
202	333	7.22	2.3		

输出转速 Output speed r/min	输出扭矩 Output torque Nm	传动比 Ratio i	使用系数 Service factor f_s	机型号 Type	极数 Pole p
11kW					
1.8	52831	825	0.89		
2.0	46107	720	1.02	K 187RF107	4
2.4	39319	614	1.20	KA 187RF107	4
2.8	32915	514	1.43		
3.3	28753	449	1.63		
4.0	23374	365	2.0		
2.0	47196	737	1.00		
2.4	39639	619	1.19	K 187RF97	4
2.8	33556	524	1.40	KA 187RF97	4
4.7	20044	313	1.50		
5.3	17482	273	1.72	K 167RF107	4
5.8	16009	250	1.88	KA 167RF107	4
6.7	13960	218	2.2		
7.2	13000	203	2.3		
2.6	35925	561	0.84		
3.0	30674	479	0.98	K 167RF97	4
3.5	27024	422	1.11	KA 167RF97	4
4.0	23502	367	1.28		
				K 157RF97	4
4.4	21260	332	0.80	KF 157RF97	4
5.0	18571	290	0.91	KA 157RF97	4
				KAF 157RF97	4
6.8	13768	215	0.89	K 127RF87	4
7.2	13000	203	0.94	KF 127RF87	4
8.7	10758	168	1.14	KA 127RF87	4
9.9	9478	148	1.29	KAF 127RF87	4
5.4	18313	135.38	1.64	K 167	8
6.6	14932	110.38	2.0	KA 167	8
5.9	16740	164.44	1.80	K 167	6
7.2	13782	135.38	2.2	KA 167	6
8.9	11122	164.44	2.7	K 167	4
11	9158	135.38	3.3	KA 167	4
5.9	16615	122.83	1.02	K 157	8
7.3	13480	99.65	1.26	KF 157	8
7.9	12502	92.42	1.35	KA 157	8
9.2	10788	79.75	1.57	KAF 157	8
6.5	15273	150.03	1.11	K 157	6
7.9	12504	122.83	1.35	KF 157	6
9.7	10144	99.65	1.67	KA 157	6
10	9408	92.42	1.80	KAF 157	6
12	8119	79.75	2.1		
9.7	10147	150.03	1.67	K 157	4
12	8308	122.83	2.0	KF 157	4
15	6740	99.65	2.5	KA 157	4
16	6251	92.42	2.7	KAF 157	4
11	9127	134.94	1.34		
12	8295	122.60	1.47	K 127	4
13	7449	110.13	1.64	KF 127	4
16	6049	89.43	2.0	KA 127	4
18	5581	82.52	2.2	KAF 127	4
21	4799	70.95	2.5		
13	7496	110.83	1.00	K 107	4
15	6719	99.34	1.12	KF 107	4
16	6066	89.68	1.24	KA 107	4
18	5510	81.46	1.36	KAF 107	4

输出转速 Output speed r/min	输出扭矩 Output torque Nm	传动比 Ratio i	使用系数 Service factor f_s	机型号 Type	极数 Pole p
11kW					
20	4888	72.27	1.54		
22	4435	65.58	1.70	K 107	4
26	3813	56.37	1.97	KF 107	4
30	3328	49.2	2.2	KA 107	4
35	2823	41.74	2.5	KAF 107	4
40	2467	36.48	2.7		
21	4771	70.54	0.85		
23	4231	62.55	0.96		
26	3825	56.55	1.06		
30	3242	47.93	1.25	K 97	4
35	2832	41.87	1.43	KF 97	4
38	2590	38.3	1.56	KA 97	4
43	2315	34.23	1.75	KAF 97	4
47	2085	30.82	1.94		
52	1888	27.91	2.1		
59	1674	24.75	2.4		
65	1513	22.37	2.7		
33	2977	44.02	0.82		
40	2470	36.52	0.95		
47	2123	31.39	1.20		
52	1886	27.88	1.30		
59	1685	24.92	1.39		
65	1516	22.41	1.43	K 87	4
75	1315	19.45	1.64	KF 87	4
84	1178	17.42	1.76	KA 87	4
92	1079	15.95	1.57	KAF 87	4
101	977	14.45	2.0		
116	849	12.56	2.2		
131	753	11.13	1.9		
147	674	9.96	2.1		
177	559	8.27	2.4		
203	486	7.19	2.5		
63	1561	23.08	0.93		
72	1370	20.25	1.03		
82	1209	17.87	1.13		
92	1071	15.84	1.23	K 77	4
108	914	13.52	1.38	KF 77	4
118	836	12.36	1.12	KA 77	4
135	731	10.81	1.27	KAF 77	4
153	645	9.54	1.37		
173	572	8.46	1.46		
202	488	7.22	1.57		
15kW					
2.4	53617	614	0.88		
2.8	44884	514	1.05	K 187RF107	4
3.3	39208	449	1.20	KA187RF107	4
4.0	31873	365	1.47		
5.4	23403	268	2.0		
4.7	27332	313	1.10		
5.3	23839	273	1.26		
5.8	21831	250	1.38		
6.7	19037	218	1.58	K 167RF107	4
7.2	17727	203	1.70	KA167RF107	4
7.9	16155	185	1.86		
9.0	14234	163	2.1		
6.2	20696	237	0.82		
7.0	18338	210	0.92	K 157RF107	4
7.9	16068	184	1.05	KF 157RF107	4
9.4	13535	155	1.25	KA 157RF107	4
12	11003	126	1.54	KAF 157RF107	4
13	9606	110	1.76		

输出转速 Output speed r/min	输出扭矩 Output torque Nm	传动比 Ratio i	使用系数 Service factor f_s	机型号 Type	极数 Pole p
15kW					
5.4	25096	180.78	1.87	K 187	6
6.0	22285	160.53	2.1	KA187	6
7.2	18793	135.38	1.60	K 167	6
8.8	15324	110.39	1.96	KA167	6
8.9	15166	164.44	1.98	K 167	4
11	12486	135.38	2.41	KA167	4
7.9	16990	122.39	1.00		
9.7	13833	99.65	1.22	K 157	6
10	12830	92.42	1.32	KF 157	6
12	11071	79.75	1.53	KA 157	6
14	9770	70.38	1.73	KAF 157	6
9.7	138.37	150.03	1.22		
12	11329	122.83	1.49	K 157	4
15	9191	99.65	1.84	KF 157	4
16	8524	92.42	2.0	KA 157	4
18	7355	79.75	2.3	KAF 157	4
11	12445	134.94	0.97		
12	11307	122.60	1.08		
13	10157	110.13	1.20	K 127	4
16	8284	89.43	1.48	KF 127	4
18	7611	82.52	1.61	KA 127	4
21	6544	70.95	1.87	KAF 127	4
23	5774	62.60	2.1		
27	4987	54.07	2.5		
31	4410	47.82	2.8		
16	8271	89.68	0.91		
18	7513	81.46	1.00		
20	6665	72.27	1.13		
22	6048	65.58	1.24	K 107	4
26	5199	56.37	1.45	KF 107	4
30	4538	49.2	1.62	KA 107	4
35	3850	41.74	1.80	KAF 107	4
40	3365	36.48	2.0		
45	2972	32.22	2.3		
47	2844	30.84	2.2		
51	2637	28.59	2.6		
30	4421	47.93	0.91		
35	3862	41.87	1.05		
38	3532	38.3	1.14		
43	3157	34.23	1.28	K 97	4
47	2843	30.82	1.42	KF 97	4
52	2574	27.91	1.57	KA 97	4
59	2283	24.75	1.77	KAF 97	4
65	2063	22.37	1.96		
77	1749	18.96	2.3		
88	1527	16.56	2.6		
47	2895	31.39	0.88		
52	2571	27.88	0.99		
59	2298	24.92	1.10		
65	2067	22.41	1.23		
75	1794	19.45	1.41		
84	1607	17.42	1.58	K 87	4
92	1471	15.95	1.15	KF 87	4
101	1333	14.45	1.48	KA 87	4
116	1158	12.56	2.2	KAF 87	4
131	1027	11.13	1.37		
147	919	9.96	1.53		
177	763	8.27	1.73		
203	663	7.19	1.84		

输出转速 Output speed r/min	输出扭矩 Output torque Nm	传动比 Ratio i	使用系数 Service factor f_s	机型号 Type	极数 Pole p
18.5kW					
2.9	54981	514	0.85		
3.3	48028	449	0.98	K 187RF107	6
4.0	39043	365	1.20	KA 187RF107	6
5.5	28667	268	1.64		
6.5	24281	227	1.9		
4.7	33481	313	0.90		
5.4	29202	273	1.03		
5.9	26742	250	1.12		
6.7	23319	218	1.29	K 187RF107	4
7.2	21714	203	1.39	KA 187RF107	4
7.9	19789	185	1.52		
9.0	17436	163	1.73		
11	14868	139	2.0		
12	12943	121	2.3		
8.0	19682	184	0.86	K 157RF107	4
9.5	16580	155	1.02	KF 157RF107	4
12	13478	126	1.26	KA 157RF107	4
13	11766	110	1.44	KAF 157RF107	4
5.4	30951	180.78	1.52		
6.0	27484	160.53	1.71	K 187	6
6.7	24745	144.53	1.9	KA187	6
7.4	22317	130.35	2.1		
8.1	20424	180.78	2.3		
9.2	18136	160.53	2.6	K 187	4
10	16328	144.53	2.9	KA187	4
11	14726	130.35	3.2		
11	15195	134.5	1.98	K 167	4
13	12471	110.39	2.4	KA167	4
17	9851	87.20	3.1		
10	17061	99.65	0.99	K 157	6
11	15823	92.42	1.08	KF 157	6
12	13654	79.75	1.24	KA 157	6
14	12050	70.38	1.4	KAF 157	6
12	13827	122.39	1.22		
15	11258	99.65	1.50		
16	10441	92.42	1.62	K 157	4
18	9010	79.75	1.88	KF 157	4
21	7951	70.38	2.1	KA 157	4
24	6894	61.02	2.5	KAF 157	4
27	6133	54.29	2.8		
31	5286	46.79	3.2		
39	4295	38.02	3.9		
13	12442	110.13	0.98		
16	10103	89.43	1.21		
18	9323	82.52	1.31		
21	8016	70.95	1.52	K 127	4
23	7072	62.60	1.73	KF 127	4
27	6109	54.07	2.0	KA 127	4
31	5403	47.82	2.3	KAF 127	4
37	4540	40.19	2.7		
41	4121	36.48	3.0		
47	3544	31.36	3.4		
53	3127	27.67	3.9		
20	8165	72.27	0.92		
22	7409	65.58	1.01	K 107	4
26	6368	56.37	1.18	KF 107	4
30	5558	49.2	1.35	KA 107	4
35	4716	41.74	1.47	KAF 107	4
40	4121	36.48	1.64		

输出转速 Output speed r/min	输出扭矩 Output torque Nm	传动比 Ratio i	使用系数 Service factor f_s	机型号 Type Type	极数 Pole p
18.5kW					
46	3640	32.22	1.86		
48	3484	30.84	1.83	K 107	4
51	3230	28.59	2.1	KF 107	4
57	2931	25.94	2.3	KA 107	4
66	2519	22.30	2.7	KAF 107	4
76	2199	19.46	3.1		
89	1865	16.51	3.6		
35	4730	41.87	0.85		
48	3482	30.82	1.16		
53	3153	27.91	1.28	K 97	4
59	2796	24.75	1.45	KF 97	4
66	2527	22.37	1.60	KA 97	4
78	2142	18.96	1.9	KAF 97	4
89	1871	16.56	2.2		
106	1565	13.85	2.6		
123	1355	11.99	2.7		
59	2815	24.92	0.83		
66	2532	22.41	0.85		
76	2197	19.45	0.98		
84	1968	17.42	1.05	K 87	4
102	1633	14.45	1.21	KF 87	4
117	1419	12.56	1.32	KA 87	4
132	1257	11.13	1.12	KAF 87	4
148	1125	9.96	1.25		
178	934	8.27	1.41		
204	812	7.19	1.50		
22kW					
3.3	57114	449	0.82		
4.0	46428	365	1.01	K 187RF107	4
5.5	34091	268	1.38	KA187RF107	4
6.5	28875	227	1.63		
7.4	25313	199	1.86		
8.8	21370	168	2.2		
5.4	34727	273	0.87		
5.9	31801	250	0.95		
6.7	27730	218	1.08	K 167RF107	4
7.2	25822	203	1.16	KA167RF107	4
7.9	23533	185	1.28		
9.0	20734	163	1.45		
11	17681	139	1.70		
12	15392	121	2.0		
9.5	19717	155	0.86	K 157RF107	4
12	16028	126	1.06	KF 157RF107	4
13	13992	110	1.21	KA 157RF107	4
				KAF 157RF107	4
5.4	36807	180.78	1.28		
6.0	32684	160.53	1.44	K 187	6
6.7	29427	144.53	1.60	KA187	6
7.4	26540	130.35	1.77		
8.6	23044	113.18	2.0		
8.1	24288	180.78	1.94		
9.2	21567	160.53	2.2	K 187	4
10	19418	144.53	2.4	KA187	4
11	17512	130.35	2.7		
11	18070	134.5	1.66		
13	14831	110.39	2.0	K 167	4
17	11715	87.20	2.6	KA167	4
19	10460	77.86	2.9		

输出转速 Output speed r/min	输出扭矩 Output torque Nm	传动比 Ratio i	使用系数 Service factor f_s	机型号 Type Type	极数 Pole p
22kW					
9.7	20289	99.65	0.83	K 157	6
11	18817	92.42	0.90	KF 157	6
12	16237	79.75	1.04	KA 157	6
14	14330	70.38	1.18	KAF 157	6
16	12424	61.02	1.36		
12	16502	122.83	1.03		
15	13388	99.65	1.26		
16	12417	92.42	1.36		
18	10714	79.75	1.58	K 157	4
21	9456	70.38	1.79	KF 157	4
24	8198	61.02	2.1	KA 157	4
27	7294	54.29	2.3	KAF 157	4
31	6286	46.79	2.7		
39	5108	38.02	3.3		
16	12015	89.43	1.02		
18	11087	82.52	1.10		
21	9532	70.95	1.28		
23	8410	62.60	1.45		
27	7264	54.07	1.68	K 127	4
31	6425	47.82	1.90	KF 127	4
37	5400	40.19	2.3	KA 127	4
40	4901	36.48	2.5	KAF 127	4
47	4215	31.36	2.9		
53	3719	27.67	3.3		
61	3212	23.90	3.8		
70	2841	21.14	4.3		
26	7573	56.37	0.99		
30	6610	49.20	1.11		
35	5608	41.74	1.23		
40	4901	36.48	1.38		
46	4329	32.22	1.56		
48	4143	30.84	1.54	K 107	4
51	3841	28.59	1.76	KF 107	4
57	3485	25.94	1.94	KA 107	4
66	2996	22.30	2.3	KAF 107	4
76	2614	19.46	2.6		
89	2218	16.51	3.0		
102	1939	14.43	3.3		
109	1815	13.51	2.2		
125	1584	11.79	2.6		
147	1343	10	2.9		
48	4141	30.82	0.98		
53	3750	27.91	1.08		
59	3325	24.75	1.22		
66	3005	22.37	1.34	K 97	4
78	2547	18.96	1.59	KF 97	4
89	2225	16.56	1.82	KA 97	4
106	1861	13.85	2.2	KAF 97	4
123	1611	11.99	2.3		
137	1439	10.71	1.87		
164	1202	8.95	2.1		
76	2613	19.45	0.83		
84	2340	17.42	0.88		
102	1941	14.45	1.02	K 87	4
117	1687	12.56	1.11	KF 87	4
132	1495	11.13	0.94	KA 87	4
148	1338	9.96	1.05	KAF 87	4
178	1111	8.27	1.18		
204	966	7.19	1.27		

输出转速 Output speed r/min	输出扭矩 Output torque Nm	传动比 Ratio i	使用系数 Service factor f_s	机型号 Type Type	极数 Pole p
30kW					
5.5	49099	268	0.96		
6.5	41587	227	1.13	K 187RF107	4
7.4	36458	199	1.29	KA 187RF107	4
8.8	30778	168	1.5		
6.7	39938	218	0.75		
7.2	37190	203	0.81		
7.9	33893	185	0.89	K 187RF107	4
9.0	29862	163	1.01	KA 187RF107	4
11	25465	139	1.18		
12	22168	121	1.36		
8.1	33120	180.78	1.42		
8.9	30423	166.06	1.54		
10	26478	144.53	1.78	K 187	4
11	23996	130.98	1.96	KA 187	4
13	20735	113.18	2.3		
14	18813	102.69	2.5		
17	16206	88.46	2.9		
13	20048	109.43	1.50		
17	15975	87.20	1.88	K 167	4
19	14554	79.44	2.1	KA 167	4
22	12427	67.83	2.4		
24	11088	60.52	2.7		
15	18256	99.65	0.93		
16	16932	92.42	1.00		
18	14611	79.75	1.16	K 157	4
21	12894	70.38	1.31	KF 157	4
24	11179	61.02	1.51	KA 157	4
27	9946	54.29	1.70	KAF 157	4
31	8572	46.79	1.97		
39	6965	38.02	2.4		
47	5734	31.30	3.0		
21	12998	70.95	0.94		
23	11469	62.60	1.07		
27	9906	54.07	1.23	K 127	4
31	8761	47.82	1.39	KF 127	4
37	7363	40.19	1.66	KA 127	4
40	6683	36.48	1.83	KAF 127	4
47	5747	31.36	2.1		
53	5071	27.67	2.4		
61	4380	23.90	2.8		
35	7647	41.74	0.90		
40	6683	36.48	1.01		
46	5903	32.22	1.08		
51	5238	28.59	1.29		
57	4752	25.94	1.42	K 107	4
66	4085	22.30	1.66	KF 107	4
76	3565	19.46	1.90	KA 107	4
89	3025	16.51	2.19	KAF 107	4
102	2644	14.43	2.45		
109	2475	13.51	1.63		
125	2160	11.79	1.87		
147	1832	10.00	2.15		
168	1601	8.74	2.39		
59	4534	24.75	0.89		
66	4098	22.37	0.99		
78	3474	18.96	1.16	K 97	4
89	3034	16.56	1.33	KF 97	4
106	2537	13.85	1.59	KA 97	4
123	2197	11.99	1.66	KAF 97	4
137	1962	10.71	1.37		
164	1640	8.95	1.52		

输出转速 Output speed r/min	输出扭矩 Output torque Nm	传动比 Ratio i	使用系数 Service factor f_s	机型号 Type Type	极数 Pole p
37kW					
5.5	56947	268	0.83		
6.5	48235	227	0.97	K 187RF107	4
7.4	42285	199	1.11	KA 187RF107	4
8.8	35698	168	1.32		
8.0	39310	185	0.77		
9.1	34635	163	0.87	K 167RF107	4
11	29536	139	1.02	KA 167RF107	4
12	25711	121	1.17		
8.2	40572	180.78	1.16		
8.9	37268	166.06	1.26		
10	32436	144.53	1.45	K 187	4
11	29395	130.98	1.60	KA 187	4
13	25400	113.18	1.85		
14	23046	102.69	2.0		
17	19853	88.46	2.4		
14	24559	109.43	1.22		
17	19646	87.54	1.53		
19	17828	78.44	1.69	K 167	4
22	15301	68.18	2.0	KA 167	4
24	13582	60.52	2.2		
35	9592	42.74	3.1		
16	20741	92.42	0.82		
19	17898	79.75	0.95		
21	15795	70.38	1.07	K 157	4
24	13694	61.02	1.24	KF 157	4
27	12184	54.29	1.39	KA 157	4
32	10501	46.79	1.61	KAF 157	4
39	8533	38.02	1.98		
47	7025	31.30	2.4		
24	14049	62.60	0.87		
27	12135	54.07	1.01		
31	10732	47.82	1.14		
37	9020	40.19	1.35		
41	8187	36.48	1.49		
47	7040	31.36	1.74	K 127	4
53	6212	27.67	1.97	KF 127	4
62	5366	23.90	2.3	KA 127	4
70	4747	21.14	2.6	KAF 127	4
83	3988	17.77	3.1		
103	3220	14.35	3.5		
116	2870	12.78	2.8		
138	2410	10.74	3.1		
171	1948	8.68	3.5		
41	8187	36.48	0.83		
48	6921	30.84	0.92		
52	6416	28.59	1.05		
57	5822	25.94	1.16		
66	5005	22.3	1.35	K 107	4
76	4367	19.46	1.55	KF 107	4
90	3705	16.51	1.79	KA 107	4
103	3238	14.43	2.00	KAF 107	4
110	3032	13.51	1.33		
126	2646	11.79	1.53		
148	2244	10.00	1.75		
169	1961	8.74	1.95		

输出转速 Output speed r/min	输出扭矩 Output torque Nm	传动比 Ratio i	使用系数 Service factor f_s	机型号 Type Type	极数 Pole p
45kW					
6.5	58664	227	0.80	K 187RF107	4
7.4	51428	199	0.91	KA 187RF107	4
8.8	43416	168	1.08		
11	35922	139	0.84	K 167RF107	4
12	31270	121	0.96	KA 167RF107	4
8.2	49344	180.78	0.95		
8.9	45326	166.06	1.04		
10	39449	144.53	1.19		
11	35751	130.98	1.31	K 187	4
13	30892	113.18	1.52	KA 187	4
14	28029	102.69	1.68		
17	24145	88.46	1.9		
20	20291	74.34	2.3		
14	29869	109.43	1.01		
17	23894	87.54	1.26		
19	21683	79.44	1.42		
22	18610	68.18	1.62	K 167	4
24	16519	60.52	1.82	KA 167	4
29	14079	51.58	2.1		
35	11666	42.74	2.6		
21	19210	70.38	0.88		
24	16655	61.02	1.02		
27	14818	54.29	1.14		
32	12771	46.79	1.32	K 157	4
39	10378	38.02	1.63	KF 157	4
47	8543	31.30	2.0	KA 157	4
54	7539	27.62	2.2	KAF 157	4
62	6537	23.95	2.6		
69	5817	21.31	2.9		
81	5014	18.37	3.4		
31	13052	47.82	0.94		
37	10970	40.19	1.11		
41	9957	36.48	1.23		
47	8562	31.36	1.43		
53	7555	27.67	1.62	K 127	4
62	6526	23.90	1.87	KF 127	4
70	5773	21.14	2.1	KA 127	4
83	4850	17.77	2.5	KAF 127	4
103	3917	14.35	2.9		
116	3491	12.78	2.3		
138	2931	10.74	2.6		
171	2369	8.68	2.9		
52	7804	28.59	0.87		
57	7080	25.94	0.96		
66	6087	22.30	1.11		
76	5312	19.46	1.27	K 107	4
90	4506	16.51	1.47	KF 107	4
103	3939	14.43	1.64	KA 107	4
110	3688	13.51	1.10	KAF 107	4
126	3218	11.79	1.26		
148	2729	10.00	1.44		
169	2386	8.74	1.60		
55kW					
10	45904	145.33	1.02		
11	41371	130.98	1.14		
13	36261	114.80	1.30	K 187	4
14	32436	102.69	1.45	KA 187	4
17	29511	88.46	1.59		
20	24800	74.34	1.90		
23	21474	64.37	2.19		

输出转速 Output speed r/min	输出扭矩 Output torque Nm	传动比 Ratio i	使用系数 Service factor f_s	机型号 Type Type	极数 Pole p
55kW					
17	29204	87.54	1.03		
19	25974	77.86	1.16		
22	22745	68.18	1.32	K 167	4
24	20263	60.74	1.48	KA 167	4
29	17207	51.58	1.75		
35	14258	42.74	2.1		
41	12170	36.48	2.5		
24	20357	61.02	0.83		
27	18111	54.29	0.93		
32	15609	46.79	1.08		
39	12684	38.02	1.33		
47	10442	31.30	1.62	K 157	4
54	9214	27.62	1.84	KF 157	4
62	7990	23.95	2.1	KA 157	4
69	7109	21.31	2.4	KAF 157	4
81	6128	18.37	2.8		
99	4977	14.92	3.4		
117	4220	12.65	3.8		
37	13408	40.19	0.91		
47	10465	31.36	1.17		
53	9234	27.67	1.32		
62	7976	23.90	1.53	K 127	4
70	7056	21.14	1.73	KF 127	4
83	5928	17.77	2.06	KA 127	4
103	4787	14.35	2.38	KAF 127	4
116	4267	12.78	1.88		
138	3583	10.74	2.1		
171	2896	8.68	2.3		
75kW					
11	59298	130.35	0.79		
13	52224	114.80	0.90		
14	27016	103.35	1.00	K 187	4
17	40242	88.46	1.17	KA 187	4
20	33818	74.34	1.39		
23	29283	64.37	1.61		
28	24402	53.64	1.9		
32	20803	45.73	2.3		
19	35420	77.86	0.85		
22	30857	67.83	0.97		
24	27531	60.52	1.09		
29	23496	51.65	1.28		
34	19598	43.08	1.53	K 167	4
41	16595	36.48	1.81	KA 167	4
46	14616	32.13	2.1		
52	13042	28.67	2.3		
61	11114	24.43	2.7		
39	17296	38.02	0.98		
47	14239	31.30	1.19		
54	12565	27.62	1.35	K 157	4
62	10895	23.95	1.55	KF 157	4
69	9694	21.31	1.75	KA 157	4
81	8357	18.37	2.0	KAF 157	4
99	6787	14.92	2.5		
117	5755	12.65	2.9		
47	14271	31.36	0.86		
53	12592	27.67	0.97		
62	10877	23.90	1.12	K 127	4
70	9621	21.14	1.27	KF 127	4
83	8084	17.77	1.51	KA 127	4
103	6528	14.35	1.74	KAF 127	4
114	5900	12.78	1.36		
138	4886	10.74	1.54		
171	3949	8.68	1.72		

输出转速 Output speed r/min	输出扭矩 Output torque Nm	传动比 Ratio i	使用系数 Service factor f_s	机型号 Type Type	极数 Pole p
90kW					
14	56058	102.69	0.84		
16	51134	93.67	0.92		
19	42242	77.38	1.11		
23	34139	64.37	1.34	K 187	4
28	29282	53.64	1.61	KA 187	4
31	26427	48.41	1.8		
34	23796	43.59	2.0		
38	21170	38.78	2.2		
22	37028	67.83	0.81		
24	33038	60.52	0.91		
29	28157	51.58	1.07		
35	23332	42.74	1.29		
40	19953	36.55	1.51	K 167	4
45	17807	32.62	1.69	KA 167	4
52	15651	28.67	1.92		
61	13336	24.43	2.3		
73	11054	20.25	2.7		
86	9433	17.28	3.2		
39	20755	38.02	0.82		
47	17087	31.30	0.99		
54	15078	27.62	1.12	K 157	4
62	13074	23.95	1.29	KF 157	4
69	11633	21.31	1.45	KA 157	4
81	10028	18.37	1.69	KAF 157	4
99	8145	14.92	2.1		
117	6906	12.65	2.5		
62	13052	23.90	0.94		
70	11546	21.14	1.06		
83	9701	17.77	1.26	K 127	4
103	7834	14.35	1.45	KF 127	4
116	6982	12.78	1.15	KA 127	4
138	5863	10.74	1.28	KAF 127	4
171	4738	8.68	1.43		
110kW					
17	58625	88.46	0.80		
20	49267	74.34	0.95		
21	46173	69.67	1.02		
24	41853	63.14	1.12	K 187	4
33	30307	45.73	1.55	KA 187	4
35	28332	42.75	1.66		
38	26178	39.50	1.80		
42	23441	35.37	2.0		
53	18610	28.08	2.5		
29	34184	51.58	0.88		
35	28325	42.74	1.06		
41	24176	36.48	1.24		
46	21618	32.62	1.39	K 167	4
54	18378	27.73	1.64	KA 167	4
61	16191	24.43	1.86		
74	13420	20.25	2.2		
86	11452	17.28	2.6		
62	15872	23.95	1.07	K 157	4
70	14123	21.31	1.20	KF 157	4
81	12174	18.37	1.39	KA 157	4
100	9888	14.92	1.71	KAF 157	4
118	8384	12.65	2.0		

输出转速 Output speed r/min	输出扭矩 Output torque Nm	传动比 Ratio i	使用系数 Service factor f_s	机型号 Type Type	极数 Pole p
132kW					
20	59121	74.34	0.79		
23	51192	64.37	0.92		
28	42659	53.64	1.10		
31	38499	48.41	1.22		
34	34666	43.59	1.36	K 187	4
38	30841	38.78	1.52	KA 187	4
45	26570	33.41	1.77		
53	22331	28.08	2.1		
61	19333	24.31	2.3		
74	16112	20.26	2.6		
86	13734	17.27	2.8		
35	33990	42.74	0.88		
41	29012	36.48	1.04		
46	25942	32.62	1.16	K 167	4
54	22053	27.73	1.36	KA 167	4
61	19429	24.43	1.55		
74	16104	20.25	1.87		
86	13742	17.28	2.2		
62	19047	23.95	0.89		
70	16947	21.31	1.00	K 157	4
81	14609	18.37	1.16	KF 157	4
100	11866	14.92	1.43	KA 157	4
118	10060	12.65	1.59	KAF 157	4
160kW					
28	51708	53.64	0.91		
33	44082	45.73	1.07		
42	34096	35.37	1.38		
47	30693	31.84	1.53	K 187	4
61	23434	24.31	1.9	KA 187	4
74	19530	20.26	2.1		
86	16648	17.27	2.3		
41	35166	36.48	0.86		
62	23338	24.21	1.29	K 167	4
73	19800	20.54	1.52	KA 167	4
86	16657	17.28	1.81		
81	17708	18.37	0.96	K 157	4
100	14382	14.92	1.18	KF 157	4
118	12194	12.65	1.39	KA 157	4
				KAF 157	4
200kW					
33	55103	45.73	0.85		
45	40258	33.41	1.17	K 187	4
47	38366	31.84	1.23	KA 187	4
59	30618	25.41	1.54		
74	24413	20.26	1.69		
86	20810	17.27	1.87		
61	29437	24.43	1.02	K 167	4
73	24750	20.54	1.22	KA 167	4
86	20906	17.35	1.44		
100	17978	14.92	0.94	K 157	4
118	15243	12.65	1.05	KF 157	4
				KA 157	4
				KAF 157	4

Mamax Permissible torque Nm	输出转速 Output speed r/min	传动比 Ratio i	机型号 Type Type	功率 Power kW/4p
200	5.0	279	K 37RF17 KF 37RF17 KA 37RF17 KAF 37RF17	0.18
	5.2	267		
	5.9	234		
	6.8	205		0.25
	7.7	181		
	8.7	160		
	10	136		
	11	127		
	13	110		0.37
	14	96		
400	2.5	552	K 47RF37 KF 47RF37 KA 47RF37 KAF 47RF37	0.18
	2.8	495		
	3.3	416		
	3.7	375		0.25
	4.3	326		
	4.8	289		
	5.6	250		0.37
	6.3	219		
	7.2	193		
	8.3	167		0.55
	9.3	149		
	11	128		
600	1.5	906	K 57RF37 KF 57RF37 KA 57RF37 KAF 57RF37	0.18
	1.7	806		
	2.0	699		
	2.3	615		
	2.6	544		0.25
	2.9	473		
	3.3	421		
	3.8	362		0.37
	4.4	319		
	5.1	273		
	5.8	240		0.55
	6.5	215		
	7.2	192		
	8.4	166		0.75
	9.9	141		
	11	126		
	13	108		1.10
	15	95		
820	1.2	1171	K 67RF37 KF 67RF37 KA 67RF37 KAF 67RF37	0.18
	1.3	1034		
	1.5	903		
	1.8	793		
	2.0	697		0.25
	2.3	613		
	2.6	542		
	3.0	471		0.37
	3.3	420		
	3.9	361		0.55
	4.3	323		
	5.1	272		
	5.8	240		
	6.4	217		0.75
	7.3	191		
1550	0.59	2370	K 77RF37 KF 77RF37 KA 77RF37 KAF 77RF37	0.18
	0.68	2050		
	0.78	1772		
	0.92	1514		

Mamax Permissible torque Nm	输出转速 Output speed r/min	传动比 Ratio i	机型号 Type Type	功率 Power kW/4p
1550	1.0	1388	K 77RF37 KF 77RF37 KA 77RF37 KAF 77RF37	0.25
	1.1	1218		
	1.3	1053		
	1.5	924		0.37
	1.7	815		
	2.0	709		
	2.2	622		0.55
	2.5	552		
	2.9	485		
	3.2	428		0.75
	3.9	358		
	4.3	320		1.1
	4.9	283		
	5.7	246		
2700	0.34	4037	K 87RF57 KF 87RF57 KA 87RF57 KAF 87RF57	0.18
	0.39	3609		
	0.45	3107		
	0.51	2728		
	0.59	2371		0.25
	0.67	2088		
	0.75	1854		
	0.84	1658		0.37
	0.98	1415		
	1.1	1229		
	1.3	1078		0.55
	1.5	951		
	1.7	837		
	1.9	726		0.75
	2.2	638		
	2.5	562		1.1
	3.0	474		
	3.3	426		
	3.8	373		1.5
	4.2	330		
	4.8	293		2.2
	5.6	250		
	5.9	236		
	7.0	201		
4300	0.23	6027	K 97RF57 KF 97RF57 KA 97RF57 KAF 97RF57	0.18
	0.26	5392		
	0.30	4669		
	0.34	4082		
	0.39	3583		0.25
	0.45	3108		
	0.51	2757		0.37
	0.58	2419		
	0.66	2123		
	0.75	1856		0.55
	0.86	1625		
	0.98	1430		
	1.1	1261		
	1.3	1102		0.75
	1.5	957		
	1.6	855		1.1
	1.9	743		
	2.1	651		
	2.4	573		1.5
	2.8	504		
	3.2	437		2.2
	3.6	382		
	4.1	342		

表上所配功率均有超载，按实际条件确定的转矩不得大于减速机额定转矩。 The power are all overload in the table. The decided torque according to operating condition should not more than gear units' nominal torque.

Mamax Permissible torque Nm	输出转速 Output speed r/min	传动比 Ratio i	机型号 Type Type	功率 Power kW/4p
4300	4.6	305	K 97RF57 KF 97RF57 KA 97RF57 KAF 97RF57	3.0
	5.4	258		
	6.0	232		
	7.1	199		4.0
8000	0.13	105.28	K 107RF77 KF 107RF77 KA 107RF77 KAF 107RF77	0.18
	0.15	9391		
	0.17	8211		
	0.19	7167		0.25
	0.23	6097		
	0.25	5582		
	0.27	5065		0.37
	0.32	4299		
	0.37	3757		
	0.43	3236		0.55
	0.48	2869		
	0.56	2504		
	0.63	2203		0.75
	0.74	1869		
	0.83	1689		1.1
	0.91	1533		
	1.1	1317		
	1.2	1150		1.5
	1.4	1015		
	1.6	871		
	1.8	782		2.2
	2.0	686		
	2.3	606		
	2.7	515		3.0
	3.1	455		
	3.6	402		4.0
	4.1	351		
	4.7	307		5.5
	5.2	277		
	5.9	243		
13000	0.08	17550	K 127RF77 KF 127RF77 KA 127RF77 KAF 127RF77	0.18
	0.09	16006		
	0.09	14975		
	0.11	12440		
	0.13	10914		0.25
	0.14	9819		
	0.16	8443		0.37
	0.19	7483		
	0.21	6565		
	0.24	5804		0.55
	0.28	5027		
	0.31	4423		
	0.37	3801		
	0.43	3237		0.75
	0.47	2941		
	0.55	2548		1.1
	0.63	2218		
	0.72	1926		
	0.79	1757		1.5
	0.90	1541		
	1.0	1342		2.2
	1.2	1177		
	1.4	1025		

Mamax Permissible torque Nm	输出转速 Output speed r/min	传动比 Ratio i	机型号 Type Type	功率 Power kW/4p
13000	1.5	899	K 127RF77 KF 127RF77 KA 127RF77 KAF 127RF77	3.0
	1.8	790		
	2.0	690		
	2.3	599		4.0
	2.6	539		
	3.0	468	K 127RF87 KF 127RF87 KA 127RF87 KAF 127RF87	5.5
	3.4	410		
	2.6	536		4.0
	2.9	473		5.5
	3.3	418		
	3.8	367		7.5
	4.2	330		
	4.8	290		
18000	0.08	17679	K 157RF97 KF 157RF97 KA 157RF97 KAF 157RF97	0.55
	0.09	15729		
	0.09	14721		
	0.11	13097		
	0.12	11368		
	0.14	10114		
	0.16	8718		
	0.18	7734		
	0.27	5074		1.1
	0.31	4514		
	0.35	3974		
	0.40	3516		
	0.46	3047		
	0.48	2899		1.5
	0.60	2319		
	0.69	2026		
	0.77	1802		2.2
	0.83	1680		
	1.0	1365		
	1.1	1229		3.0
	1.3	1093		
	1.5	942		4.0
	1.6	854		
	1.8	756		
	2.1	661		5.5
	2.5	565		
	2.9	503		7.5
	3.3	433		
	5.0	290		11
	4.8	307	K 157RF107 KF 157RF107 KA 157RF107 KAF 157RF107	11
	5.6	260		15
	6.2	237		
	7.0	210		
32000	0.07	19653	K 167RF97 KA 167RF97	0.55
	0.08	17345		
	0.09	14945		
	0.11	13190		
	0.12	11532		
	0.14	10227		
	0.16	8597		0.75
	0.21	6538		1.1
	0.26	5366		
	0.29	4798		1.5
	0.34	4059		

表上所配功率均有超载，按实际条件确定的转矩不得大于减速机额定转矩。 The power are all overload in the table. The decided torque according to operating condition should not more than gear units' nominal torque.

K SERIES

K37

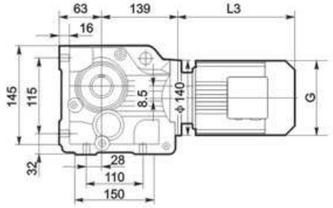

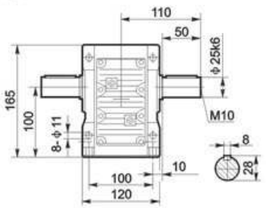

KAB37

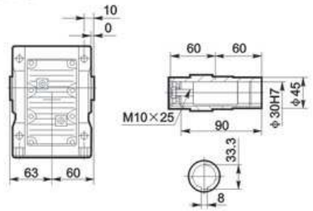

KA37

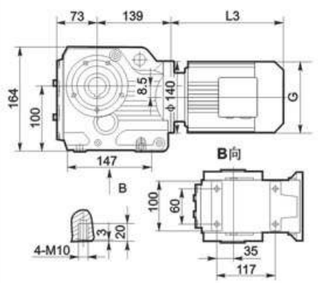

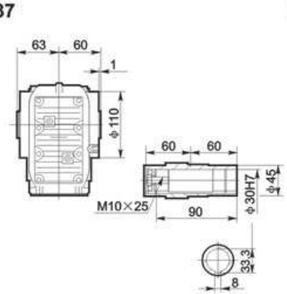

KAZ37

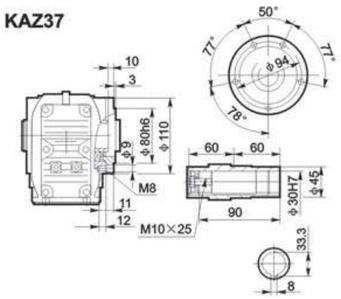

KF37

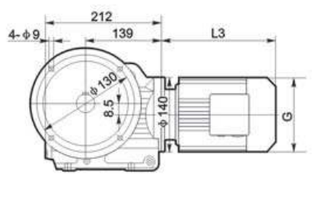

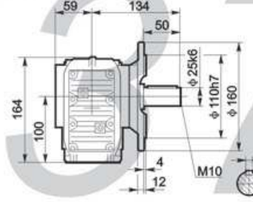

KAF37

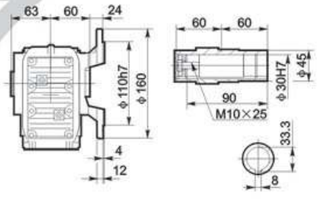

KAT37

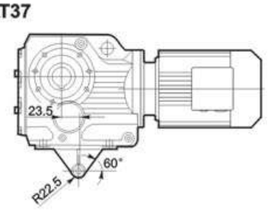

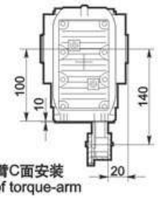

防转臂C面安装
C side of torque-arm

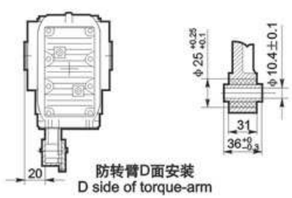

防转臂D面安装
D side of torque-arm

电机需方配或配特殊电机时
需加联接法兰

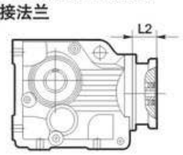

When equipping the user’ s motor or the special one, the flange isrequired to connected.

K..S37

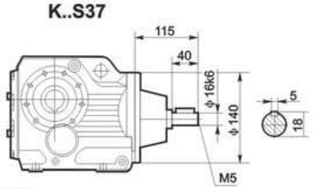

K..37RF17

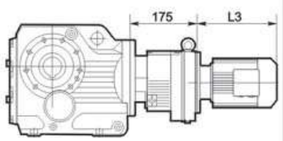

注：其余尺寸见相对应结构形式

Note: For other values please refer to the o-pposited structure.

Y2电机机座号 Motor size	63	71	80	90S	90L	100				
功率/4P Power/(kW)	0.18	0.25 | 0.37	0.55 | 0.75	1.1	1.5	2.2 | 3.0				
L3	235	250	293	308	333	347				
G	130	145	175	195	195	215				
L2	85	85	127	127	127	132				

注:1.KA、KF、KAF、KAZ壳体为通用件，安装尺寸均为可相互参照. 2. “K..” 表示K、KA、KF、KAF、KAZ、KAB. 3. 带锁紧盘式，详见第156-157页
Note:1. The housings of KA、KF、KAF、KAZ、are common parts. The mounting dimensions may consult each other. 2. “K..” mean K、KA、KF、KAF、KAZ、KAB.
3.Hollow shaft output with shrink disk, see P156-157 for detail

K47

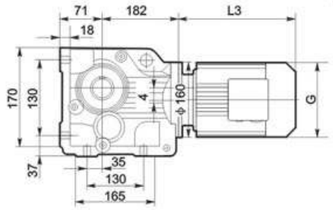

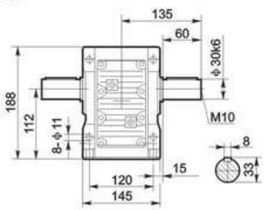

KAB47

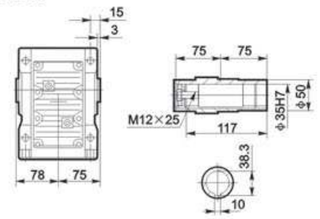

KA47

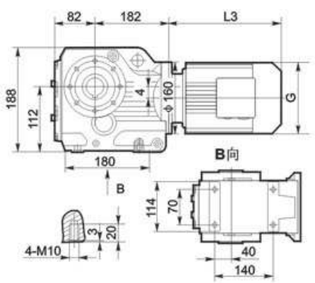

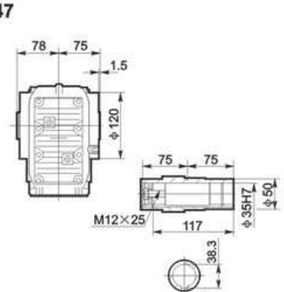

KAZ47



KF47

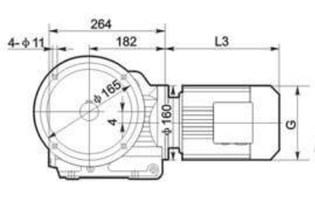

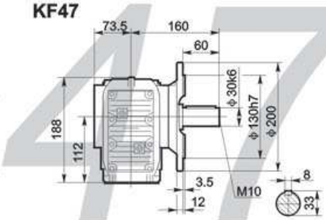

KAF47

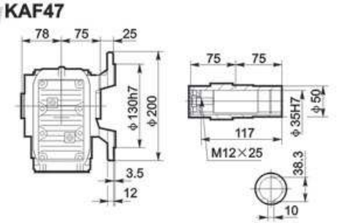

KAT47

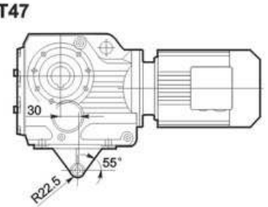

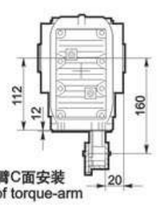

防转臂C面安装
C side of torque-arm

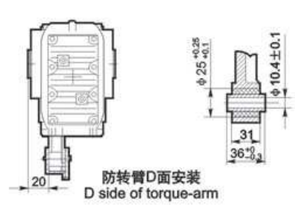

防转臂D面安装
D side of torque-arm

电机需方配或配特殊电机时
需加联接法兰

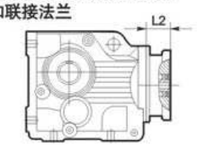

When equipping the user’ s motor or the special one, the flange isrequired to connected.

K..S47

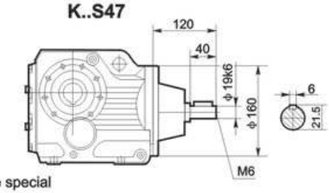

K..47RF37

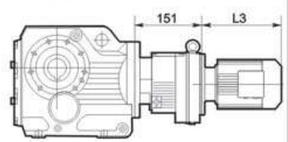

注：其余尺寸见相对应结构形式

Note: For other values please refer to the o-pposited structure.

Y2电机机座号 Motor size	63	71	80	90S	90L	100				
功率/4P Power/(kW)	0.18	0.25 | 0.37	0.55 | 0.75	1.1	1.5	2.2 | 3.0				
L3	223	244	293	304	329	357				
G	130	145	175	195	195	215				
L2	85	85	127	127	127	132				

注:1.KA、KF、KAF、KAZ壳体为通用件，安装尺寸均为可相互参照. 2. “K.” 表示K、KA、KF、KAF、KAZ、KAB. 3. 带锁紧盘式，详见第156-157页
Note:1. The housings of KA、KF、KAF、KAZ、are common parts. The mounting dimensions may consult each other. 2. “K..” mean K、KA、KF、KAF、KAZ、KAB.
3.Hollow shaft output with shrink disk, see P156-157 for detail

K57

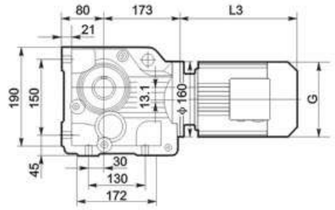

KAB57

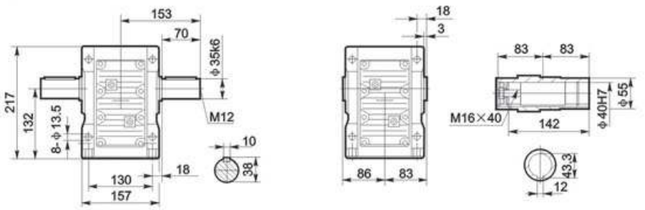

KA57

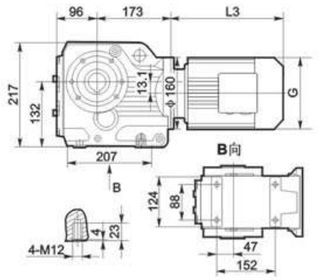

KAZ57

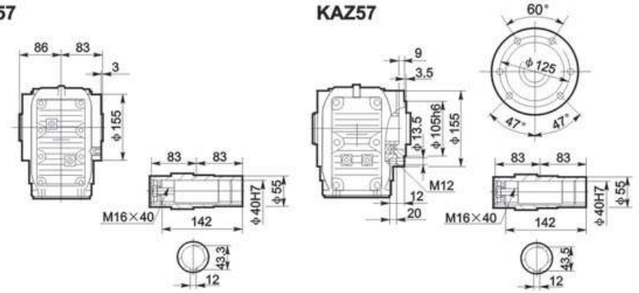

KF57

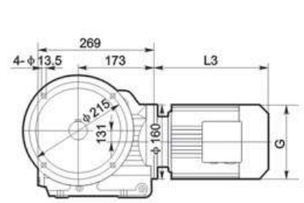

KAF57

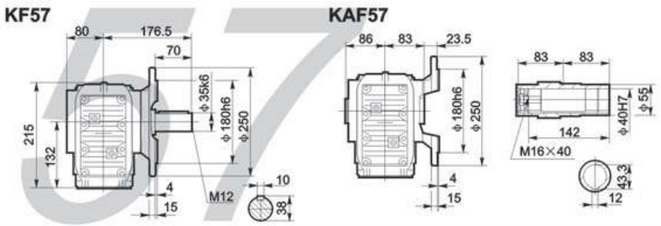

KAT57

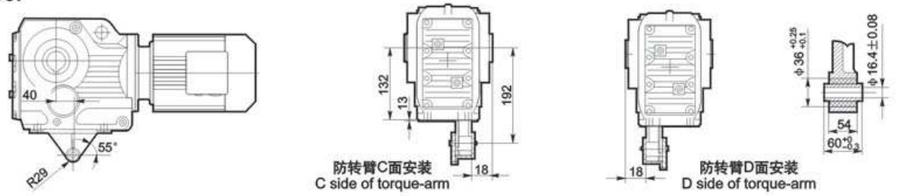

电机需方配或配特殊电机时
需加联接法兰

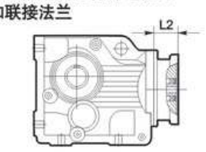

When equipping the user’s motor or the special one, the flange isrequired to connected.

K..S57

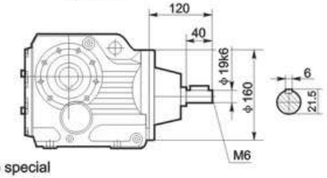

K..578RF37

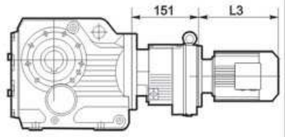

注：其余尺寸见相对应结构形式

Note: For other values please refer to the opposited structure.

Y2电机机座号 Motor size	63	71	80	90S	90L	100	112M	132S		
功率/4P Power/(kW)	0.18	0.25 0.37	0.55 0.75	1.1	1.5	2.2 3.0	4.0	5.5		
L3	223	244	293	304	329	357	383	428		
G	130	145	175	195	195	215	240	275		
L2	85	85	127	127	127	132	132	160		

注:1.KA、KF、KAF、KAZ壳体为通用件，安装尺寸均为可相互参照. 2. “K..” 表示K、KA、KF、KAF、KAZ、KAB. 3. 带锁紧盘式，详见第156-157页
Note:1. The housings of KA、KF、KAF、KAZ、are common parts. The mounting dimensions may consult each other. 2. “K..” mean K、KA、KF、KAF、KAZ、KAB.
3.Hollow shaft output with shrink disk, see P156-157 for detail

K67

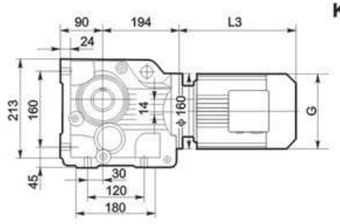

KAB67

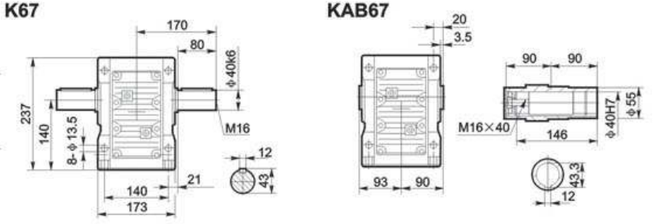

KA67

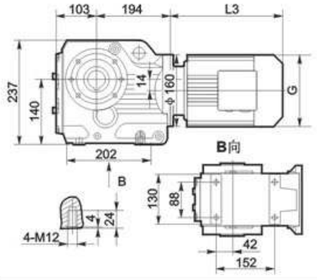

KAZ67

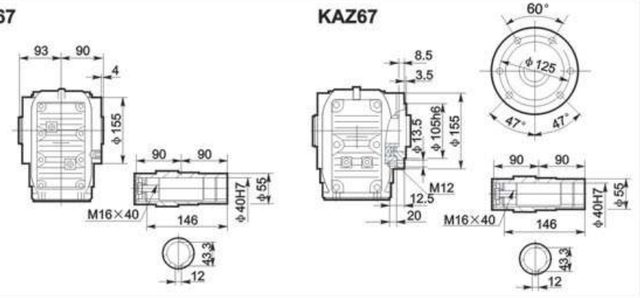

KF67

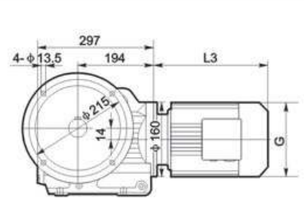

KAF67

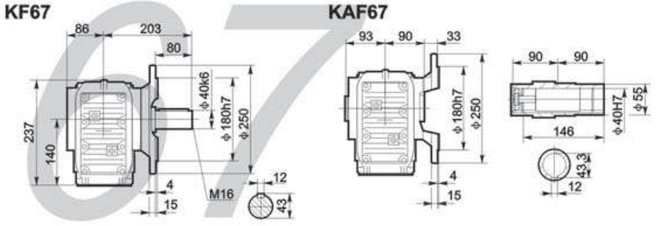

KAT67

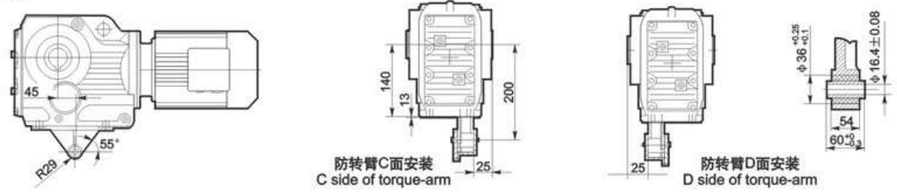

电机需方配或配特殊电机时
需加联接法兰

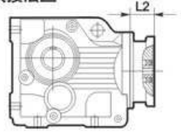

When equipping the user’s motor or the special one, the flange isrequired to connected.

K..S67

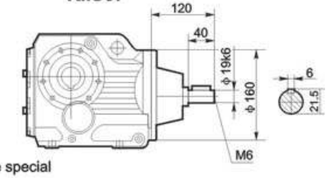

K..67RF37

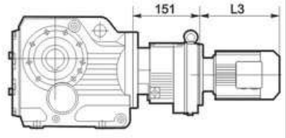

注：其余尺寸见相对应结构形式

Note: For other values please refer to the opposited structure.

Y2电机机座号 Motor size	63	71	80	90S	90L	100	112M	132S		
功率/4P Power/(kW)	0.18	0.25 0.37	0.55 0.75	1.1	1.5	2.2 3.0	4.0	5.5		
L3	223	244	293	304	329	357	383	428		
G	130	145	175	195	195	215	240	275		
L2	85	85	127	127	127	132	132	160		

注:1.KA、KF、KAF、KAZ壳体为通用件，安装尺寸均为可相互参照. 2. “K..” 表示K、KA、KF、KAF、KAZ、KAB. 3. 带锁紧盘式，详见第156-157页
Note:1. The housings of KA、KF、KAF、KAZ、are common parts. The mounting dimensions may consult each other. 2. “K..” mean K、KA、KF、KAF、KAZ、KAB.
3.Hollow shaft output with shrink disk, see P156-157 for detail

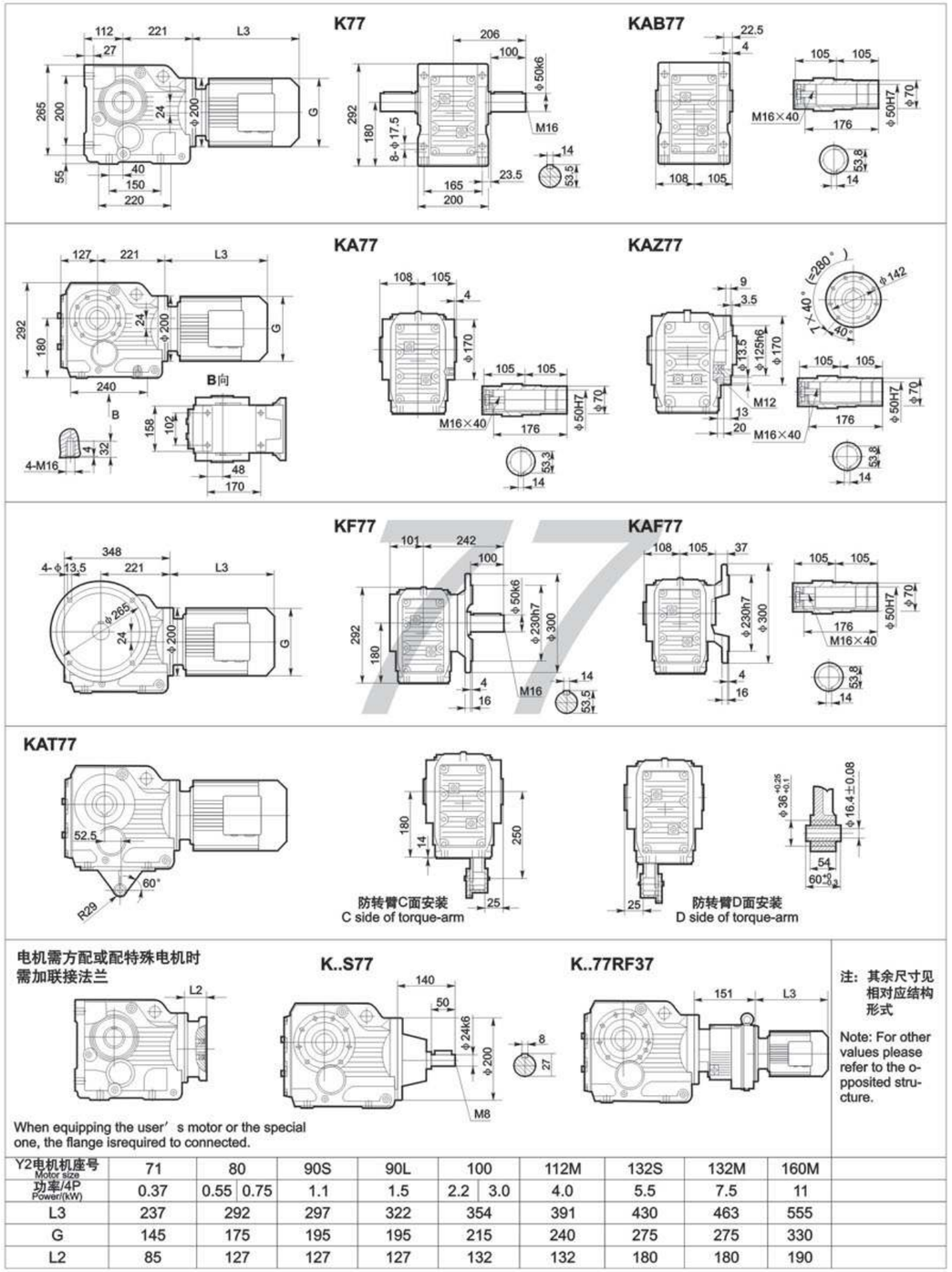

Y2电机机座号 Motor size	71	80	90S	90L	100	112M	132S	132M	160M
功率/4P Power/(kW)	0.37	0.55 | 0.75	1.1	1.5	2.2 | 3.0	4.0	5.5	7.5	11
L3	237	292	297	322	354	391	430	463	555
G	145	175	195	195	215	240	275	275	330
L2	85	127	127	127	132	132	180	180	190

注:1.KA、KF、KAF、KAZ壳体为通用件，安装尺寸均为可相互参照. 2. “K..” 表示K、KA、KF、KAF、KAZ、KAB. 3. 带锁紧盘式，详见第156-157页
Note:1. The housings of KA、KF、KAF、KAZ、are common parts. The mounting dimensions may consult each other. 2. “K..” mean K、KA、KF、KAF、KAZ、KAB.
3.Hollow shaft output with shrink disk, see P156-157 for detail

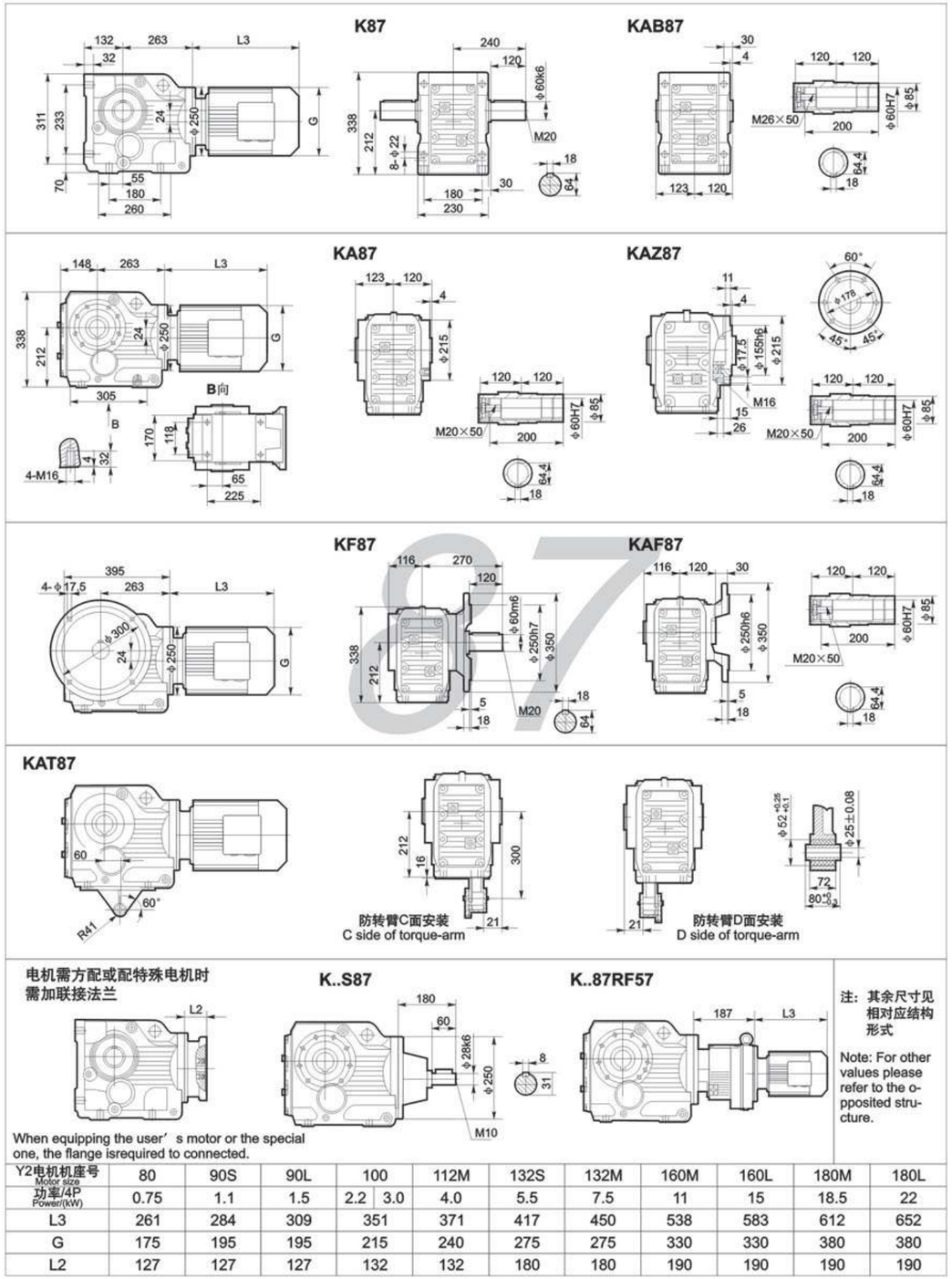

Y2电机机座号 Motor size	80	90S	90L	100	112M	132S	132M	160M	160L	180M	180L
功率/4P Power/(kW)	0.75	1.1	1.5	2.2 | 3.0	4.0	5.5	7.5	11	15	18.5	22
L3	261	284	309	351	371	417	450	538	583	612	652
G	175	195	195	215	240	275	275	330	330	380	380
L2	127	127	127	132	132	180	180	190	190	190	190

注:1.KA、KF、KAF、KAZ壳体为通用件，安装尺寸均为可相互参照. 2. “K..” 表示K、KA、KF、KAF、KAZ、KAB. 3. 带锁紧盘式，详见第156-157页
Note:1. The housings of KA、KF、KAF、KAZ、are common parts. The mounting dimensions may consult each other. 2. “K..” mean K、KA、KF、KAF、KAZ、KAB.
3.Hollow shaft output with shrink disk, see P156-157 for detail

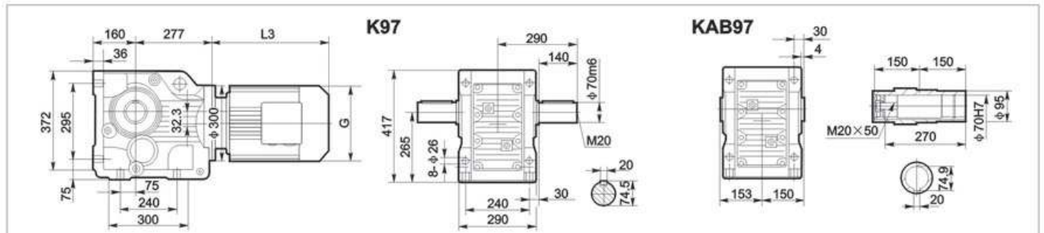

Y2电机机座号 Motor size	90S	90L	100		112M	132S	132M	160M	160L	180M	180L	200L
功率/4P Power/(kW)	1.1	1.5	2.2	3.0	4.0	5.5	7.5	11	15	18.5	22	30
L3	276	301	322		342	411	444	529	574	593	633	670
G	195	195	215		240	275	275	330	330	380	380	420
L2	127	127	132		132	180	180	190	190	190	190	220

注:1.KA、KF、KAF、KAZ壳体为通用件，安装尺寸均为可相互参照。 2. “K..” 表示K、KA、KF、KAF、KAZ、KAB. 3. 带锁紧盘式，详见第156-157页
Note:1. The housings of KA、KF、KAF、KAZ、are common parts. The mounting dimensions may consult each other. 2. “K..” mean K、KA、KF、KAF、KAZ、KAB.
3.Hollow shaft output with shrink disk, see P156-157 for detail

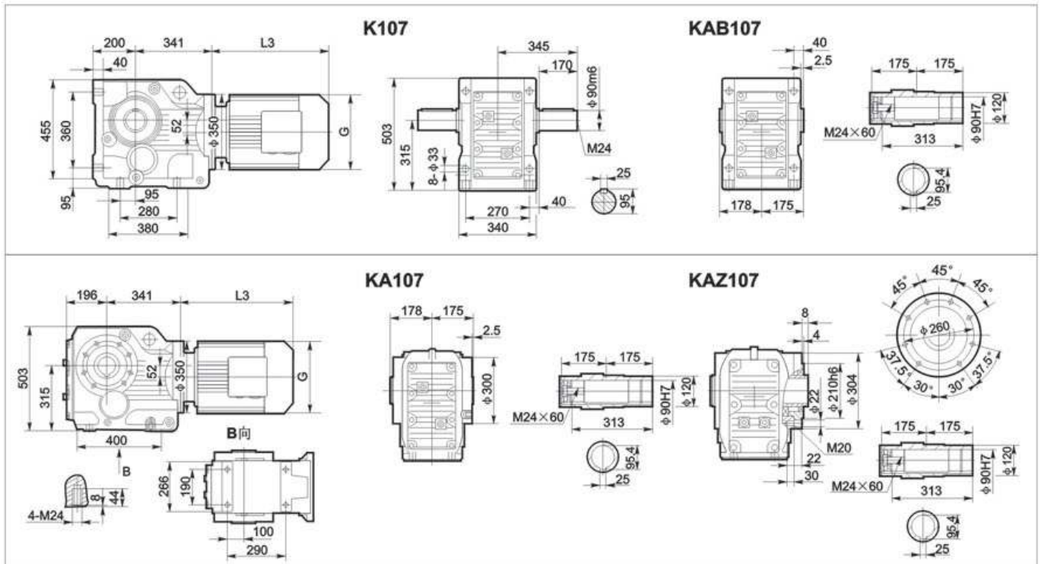

Y2电机机座号 Motor size	100	112M	132S	132M	160M	160L	180M	128L	200L	225S	225M
功率/4P Power/(kW)	3.0	4.0	5.5	7.5	11	15	18.5	22	30	37	45
L3	325	342	397	430	518	563	593	633	670	684	709
G	215	240	275	275	330	330	380	380	420	470	470
L2	132	132	180	180	190	190	190	190	220	225	225

注:1.KA、KF、KAF、KAZ壳体为通用件，安装尺寸均为可相互参照。 2. “K..” 表示K、KA、KF、KAF、KAZ、KAB. 3. 带锁紧盘式，详见第156-157页
Note:1. The housings of KA、KF、KAF、KAZ、are common parts. The mounting dimensions may consult each other. 2. “K..” mean K、KA、KF、KAF、KAZ、KAB.
3.Hollow shaft output with shrink disk, see P156-157 for detail

K127

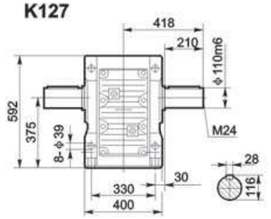

KA(KAB)127

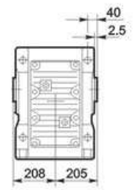

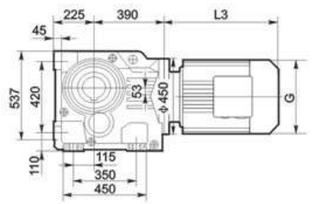

KAZ127

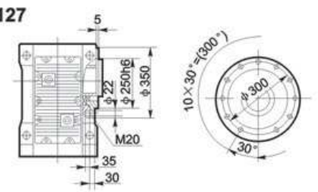

KA127/KAF127/KAZ127 空心轴/Hollow shaft

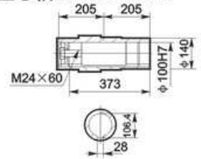

KF127

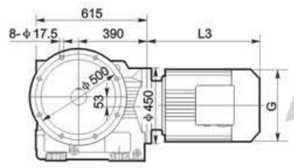

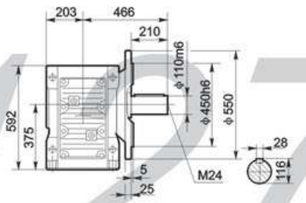

KAF27

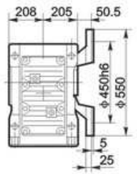

KAT127

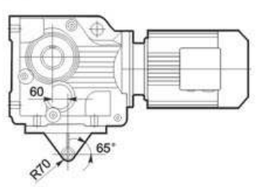



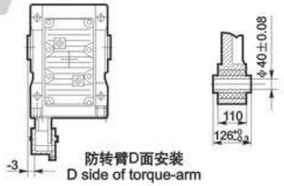

电机需方配或配特殊电机时需加联接法兰

K..S127

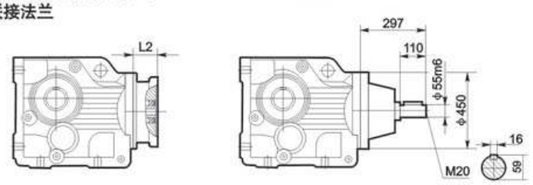

K..127RFR77(RF87)

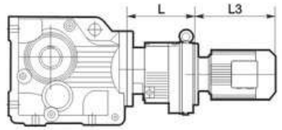

注：其余尺寸见相对应结构形式

Note: For other values please refer to the o-pposited stru-cture.

When equipping the user’ s motor or the special one, the flange isrequired to connected.

	K..127RF77	K..127RF87
L	220	272

Y2电机机座号 Motor size	132M	160M	160L	180M	180L	200L	225S	225M	250M	280S	280M
功率/4P Power/(kW)	7.5	11	15	18.5	22	30	37	45	55	75	90
L3	429	490	535	593	633	658	678	703	784	847	847
G	275	330	330	380	380	420	470	470	510	580	580
L2	180	190	190	190	190	220	225	225	280	280	280

注:1.KA、KF、KAF、KAZ壳体为通用件，安装尺寸均为可相互参照. 2. “K..” 表示K、KA、KF、KAF、KAZ、KAB. 3. 带锁紧盘式，详见第156-157页
Note:1. The housings of KA、KF、KAF、KAZ、are common parts. The mounting dimensions may consult each other. 2. “K..” mean K、KA、KF、KAF、KAZ、KAB.
3.Hollow shaft output with shrink disk, see P156-157 for detail

K157

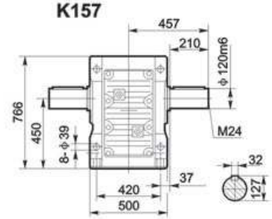

KA(KAB)157

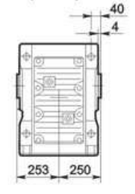

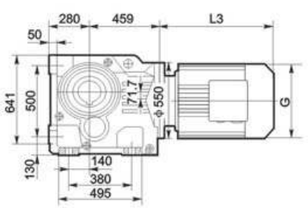

KAZ157

做非标加长的空心轴
Making non-standard extended hollow shaft

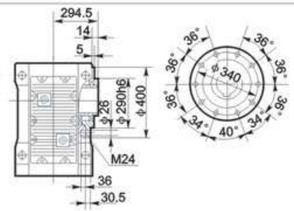

KA157/KAF157 空心轴/Hollow shaft

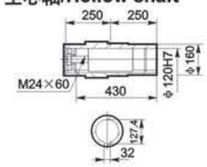

KF157

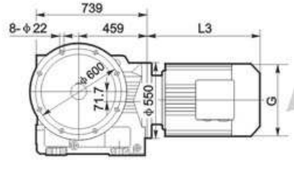

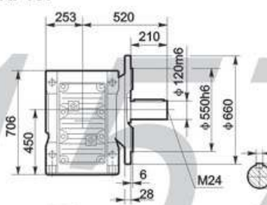

KAF157

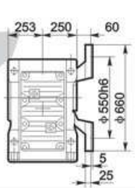

KAT157

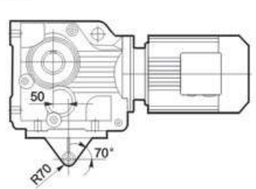



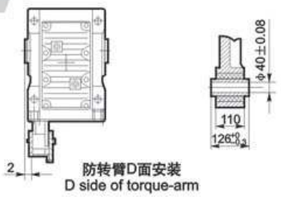

电机需方配或配特殊电机时需加联接法兰

K..S157

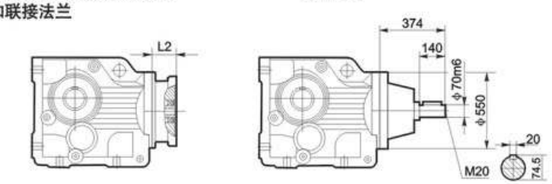

K..157RF97(RF107)

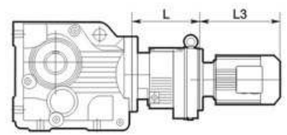

注：其余尺寸见相对应结构形式

Note: For other values please refer to the o-pposited stru-cture.

When equipping the user’ s motor or the special one, the flange isrequired to connected.

	K..157RF97	K..157RF107
L	320	355

Y2电机机座号 Motor size	160M	160L	180M	180L	200L	225S	225M	250M	280S	280M	315S	315M	315L
功率/4P Power/(kW)	11	15	18.5	22	30	37	45	55	75	90	110	132	160
L3	492	537	593	633	646	673	698	779	847	847	1100	1180	1270
G	330	330	380	380	420	470	470	510	580	580	645	645	645
L2	190	190	190	190	220	225	225	280	280	280	按联接需要According to the connection requirements		

注:1.KA、KF、KAF、KAZ壳体为通用件，安装尺寸均为可相互参照. 2. “K..” 表示K、KA、KF、KAF、KAZ、KAB. 3. 带锁紧盘式，详见第156-157页
Note:1. The housings of KA、KF、KAF、KAZ、are common parts. The mounting dimensions may consult each other. 2. “K..” mean K、KA、KF、KAF、KAZ、KAB.
3.Hollow shaft output with shrink disk, see P156-157 for detail

K167

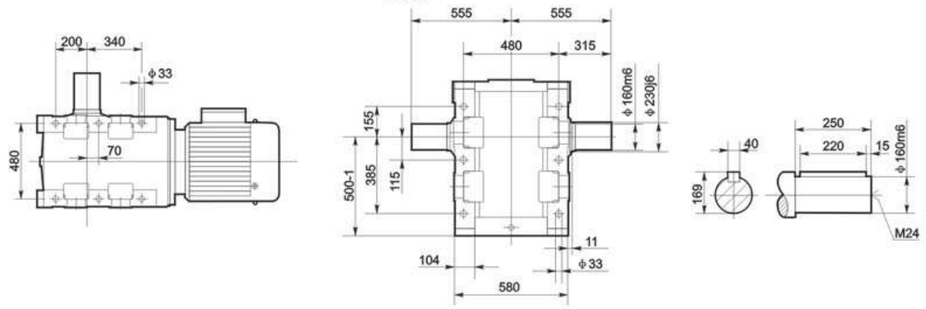

KA167

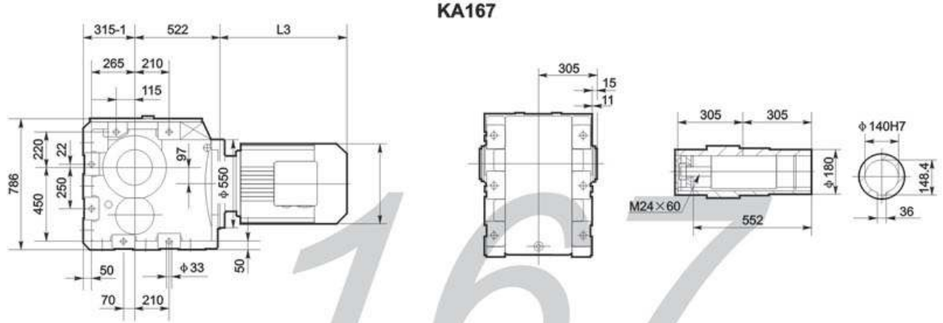

电机需方配或配特殊电机时
需加联接法兰

When equipping the user’ s motor or the special one, the flange isrequired to connected.

K..S167

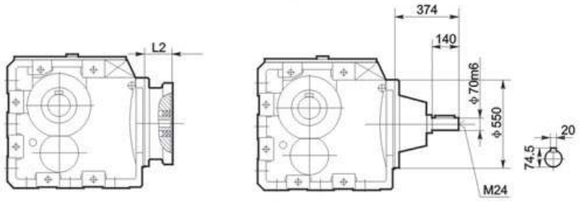

K..167RF97(RF107)

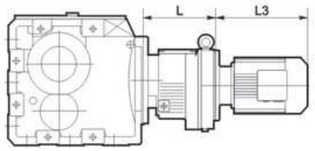

注：其余尺寸见相对应结构形式
Note: For other values please refer to the opposited structure.

		K..167RF97		K..167RF107	
	L	320		355	
Y2电机机座号 Motor size	280M	315S	315M	315L	
功率/4P Power/(kW)	90	110	132	160	200
L3	847	1100	1180	1270	
G	580	645	645	645	
L2	280	按联接需要According to the connection requirements			

注:1.以上壳体为通用件，安装尺寸均为可相互参照。 2. “K..” 表示K、KA、KF、KAF。3. 带锁紧盘式，详见第156-157页
Note:1. The housings of KA、KF、KAF、KAZ、are common parts. The mounting dimensions may consult each other. 2. “K..” mean K、KA、KF、KAF.
3.Hollow shaft output with shrink disk, see P156-157 for detail

K187

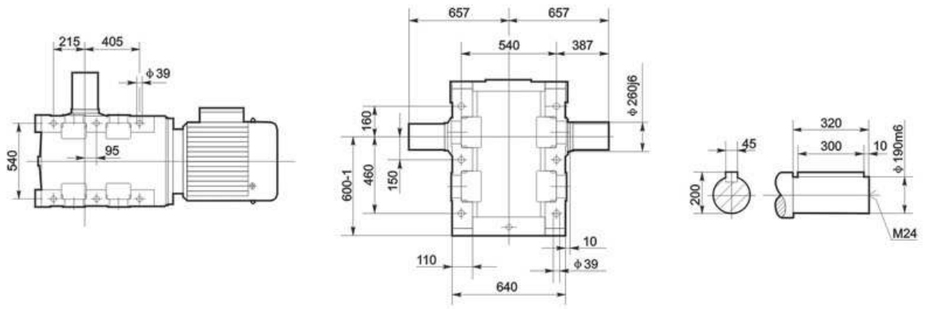

KA187

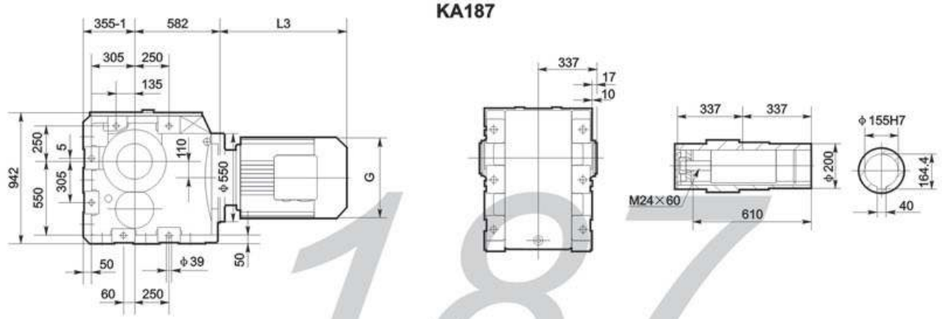

电机需方配或配特殊电机时
需加联接法兰

When equipping the user’ s motor or the special one, the flange isrequired to connected.

K..S187

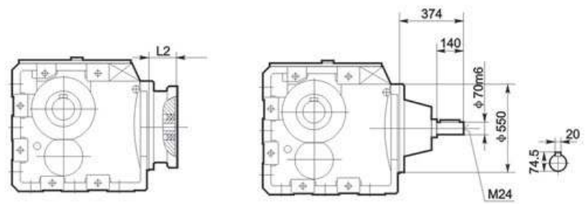

K..187RF97(RF107)

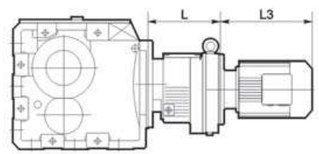

注：其余尺寸见相对应结构形式
Note: For other values please refer to the opposited structure.

		K..187RF97		K..187RF107	
	L	320		355	
Y2电机机座号 Motor size	280M	315S	315M	315L	
功率/4P Power/(kW)	90	110	132	160	200
L3	847	1100	1180	1270	
G	580	645	645	645	
L2	280	按联接需要According to the connection requirements			

注:1.以上壳体为通用件，安装尺寸均为可相互参照。 2. “K..” 表示K、KA、KF、KAF。3. 带锁紧盘式，详见第156-157页
Note:1. The housings of KA、KF、KAF、KAZ、are common parts. The mounting dimensions may consult each other. 2. “K..” mean K、KA、KF、KAF.
3.Hollow shaft output with shrink disk, see P156-157 for detail

S SERIES

BAFFERO
邦飞利传动

S系列斜齿轮蜗杆减速机
S Series helical-worm gear reductor

BAFFERO DRIVING
BAFFERO new technology
High quality product



S系列减速机有以下设计方案：
S series gear units are available in thefollowing designs：

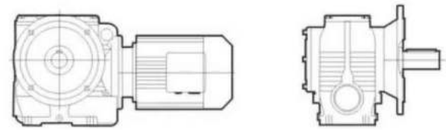

SF...Y..
法兰轴伸式安装斜齿-蜗轮蜗杆减速机
Flange-mounted helical-worm gear units with solid shaft

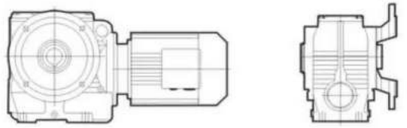

SAF...Y..
法兰空心轴安装斜齿-蜗轮蜗杆减速机
Flange-mounted helical-worm gear units with hollow shaft

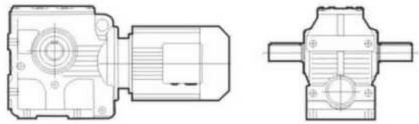

S..Y..
底脚轴伸式安装斜齿-蜗轮蜗杆减速机
Foot-mounted helical-wormgear units with solid shaft



SAT...Y..
带防转臂空心轴安装斜齿—蜗轮蜗杆减速机
Torque-arm-mounted helical-worm gear units with hollow shaft

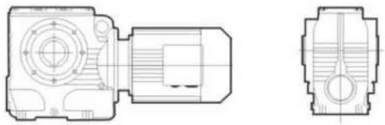

SA...Y..
空心轴安装斜齿-蜗轮蜗杆减速机
Helical-worm gear units with hollow shaft

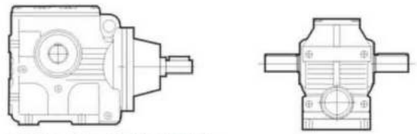

S(SF、SA、SAF、SAZ)S...
轴输入的斜齿-蜗轮蜗杆减速机
Shaft input helical-worm gear units

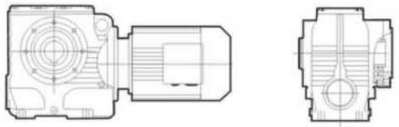

SAZ...Y..
小法兰空心轴安装斜齿-蜗轮蜗杆减速机
Short-flange mounted helical-worm gear units with hollow shaft

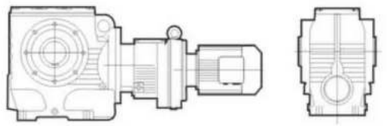

SA(S、SF、SAF、SAZ)...RF...Y...
组合式斜齿-蜗轮蜗杆减速机
Combinatorial helical-worm gear units



SA(S、SF、SAF、SAZ) ...Y..
电机用户自配或配特殊电机时需加联接法兰
When equipping the user′ s motor or the special one, the flange is required to be connected

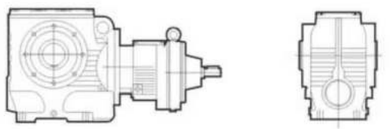

SA(S、SF、SAF、SAZ)S...RF...
轴输入的组合式斜齿-蜗轮蜗杆减速机
Shaft input combinatorial helical-worm Gear units

型号与标记：
Ttpe Designationg:

S 47-Y 0.55-4P -32.40 -M1 -I - A - ϕ25	S 47-Y 0.55-4P -32.40 -M1 -I - A - ϕ25
减速机类型 结构形式 规格 电机代号 电机功率、级数 传动比 安装形式 电机接线合位置 输出轴或法兰方向 输出轴孔径	Gear units type Structure Size Motor code Motor power、pole Ratio Mounting position Position of the motor thermal box Position of output shaft or flange Output shaft aperture

减速机类型： 斜齿-蜗论蜗杆减速机	Gear units type： Helical-worm gear units
结构形式： 普通轴伸式(省略) 轴装式 A 轴伸法兰式 F 轴装法兰式 AF 轴装小法兰式 AZ 轴装带防转臂 AT 普通轴伸式，轴输入 S 普通轴装式，轴输入 AS 轴伸法兰式，轴输入 FS 轴装法兰式，轴输入 AFS 带锁紧盘式 H..(H，HF，HZ，HT，)	Structure： Foot-mounred solid shaft output (-) Hollow shaft output A Flange-mounted solid shaft output F Flange-mounted hollow shaft output AF Short-flange-mounrted hollow shaft output AZ Torque-arm-mounted hollow shaft output AT Foot-mounted solid shaft output, shaft input S Hollow shaft output, shaft input AS Flange-mounted solid shaft output, shaft input FS Flange-mounted hollow shaft output, shaft input AFS Hollow shaft output with shrink disk H..(H，HF，HZ，HT，)
规格： （见选型参数表）	Size: (see selection table)
电机代号： 普通 (更新) Y(Y2) 防爆 B 直流 Z 制动 E 多速 D 变频 V 分马力 F 增安 A 电磁调速 C 冶金起重 R 变频制动 VE 辊道 G	Motor code： Ordinaty (renew) Y(Y2) Flame-proof B Direct current Z Brake E Multi-speed D Variable frequency V Power-divided F Ampere-invreased A Electromagnetism speed modulation C Hoisting in metallurgy R Variable frequency and brake VE Roller tables G
电机功率、极数： （见选型参数表）	Motor power 、pole： (see selection table)
传动比： （见选型参数表）	Ratio： (See selection table)
安装形式： M1、M2、M3、M4、M5、M6、（见第137页）	Mounting position： M1、M2、M3、M4、M5、M6、(see page 137)
电机接线盒位置： I、II、III、IV、（见第137页）	Position of the motor thermal box： I、II、III、IV、(see page 137)
输出轴或法兰方向： 从电机尾部看左边 A 从电机尾部看右边 B （见安装形式） 从电机尾部看左右边 A＋B	Position of output shaft or flange： Viswing on motor end:left side-A, right side-B,both sides-A＋B(see mounting position)
输出轴 孔径： （见安装尺寸图）带实心轴输出时省略	Output shaft aperture： (See the chart of mouting dimension)It will be omitted when solid output shaft

安装形式

Mounting position

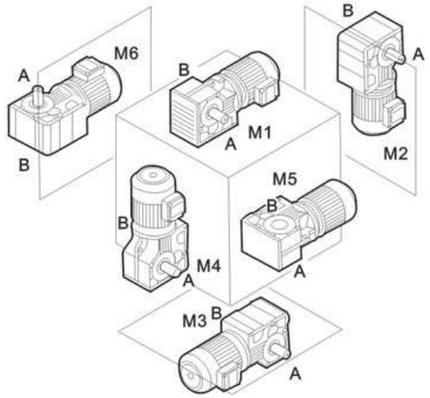

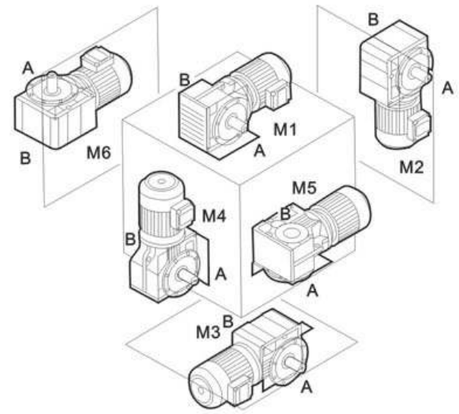

电机接线盒位置

Position of the motor thermal box

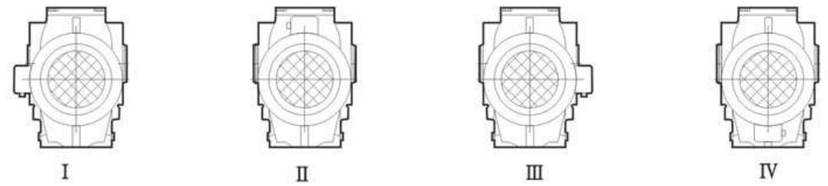

输入功率及最大转矩*

Input power rating and maximum torque

规格 Size	37	47	57	67	77	87	97
结构形式 Structure	S SA SF SAF SAT SAZ						
输入功率(kW) Input power rating	0.18~0.75	0.18~1.5	0.18~3	0.25~5.5	0.55~7.5	0.75~15	1.5~22
传动比 Ratio	10.27~152	11.46~244.74	10.78~196.21	11.55~227.20	9.96~241.09	11.83~222	12.75~230.48
最大转(N.m) Maximum torque	90	170	295	520	1270	2280	4000

*）最大转矩系指该规格不同传动比对应的最大转矩中的最大值。

*)Macimum torque means the biggest one of the maximum torque related to the different ratio for the specified size.

减速机重量
Gear unit weight

规格 Size	37	47	57	67	77	87	97
重量(kg) Weight	7	10	14	26	50	100	170

所注重量为平均值，仅供参考
The weights are mean values. Only for reference.

润滑油量表
Lubrication rable

S...:

规格	润滑油量(升) Fill quantity in liters					
Size	M1	M2	M3 [1)]	M4	M5	M6
S37	0.25	0.4	0.5	0.6	0.4	0.4
S47	0.35	0.8	0.7	1.1	0.8	0.8
S57	0.5	1.2	1	1.5	1.3	1.3
S67	1	2.0	2.2/3.1	3.2	2.6	2.6
S77	1.9	4.2	3.7/5.4	6	4.4	4.4
S87	3.3	8.1	6.9/10.4	12	8.4	8.4
S97	6.8	15	13.4/18	22.5	17	17

SF...:

规格	润滑油量(升) Fill quantity in liters					
Size	M1	M2	M3 [1)]	M4	M5	M6
SF37	0.25	0.4	0.5	0.6	0.4	0.4
SF47	0.4	0.9	0.9	1.2	1.0	1.0
SF57	0.5	1.2	1	1.6	1.4	1.4
SF67	1	2.2	2.3/3	3.2	2.7	2.7
SF77	1.9	4.1	3.9/5.8	6.5	4.9	4.9
SF87	3.8	8	7.1/10.1	12	9.1	9.1
SF97	7.4	15	13.8/18.8	23.6	18	18

SA...、SAF...、SAZ...:

规格	润滑油量(升) Fill quantity in liters					
Size	M1	M2	M3 [1)]	M4	M5	M6
S..37	0.25	0.4	0.5	0.6	0.4	0.4
S..47	0.4	0.8	0.7	1.1	0.8	0.8
S..57	0.5	1.1	1	1.6	1.2	1.2
S..67	1	2.0	1.8/2.6	2.9	2.5	2.5
S..77	1.8	3.9	3.6/5	5.9	4.5	4.5
S..87	3.8	7.4	6/8.7	11.2	8	8
S..97	7	14	11.4/16	21	15.7	15.7

注：1）表示减速机为组合型时低速级所加油量为大值。
Notes:1)The large gear unit If multi-stage fear units must be filled with the larger oil volume.

输出转速 Output speed r/mim	输出扭矩 Output torque Nm	传动比 Ratio i	使用系数 Servic factor f_B	机型号 Type Type	极 数 Pole p
0.18kW					
0.30	2563	4606	0.84		
0.36	2394	3872	0.90		
0.40	2579	3475	0.83	S 87RF57	4
0.48	2515	2905	0.85	SF 87RF57	4
0.54	2239	2585	0.96	SA 87RF57	4
0.60	2021	2335	1.06	SAF87RF57	4
0.68	1778	2054	1.21		
0.76	1579	1824	1.36		
0.85	1412	1631	1.52		
0.99	1215	1404	0.98		
1.1	1078	1245	1.11		
1.3	952	1100	1.25	S 77RF37	4
1.5	826	954	1.45	SF 77RF37	4
1.7	725	837	1.65	SA 77RF37	4
1.9	618	714	1.93	SAF77RF37	4
2.2	551	637	2.2		
2.4	497	574	2.4		
1.7	600	809	0.81		
2.0	528	712	0.93	S 67RF37	4
2.3	532	615	0.92	SF 67RF37	4
2.6	470	543	1.04	SA 67RF37	4
3.0	406	469	1.20	SAF67RF37	4
3.3	367	424	1.33		
3.8	316	365	1.55		
3.2	325	438	0.87		
3.6	336	388	0.84		
4.1	291	336	0.97	S 57RF17	4
4.7	255	294	1.11	SF 57RF17	4
5.2	233	299	1.21	SA 57RF17	4
6.1	198	229	1.42	SAF57RF17	4
6.8	177	204	1.60		
7.4	162	187	1.74		
4.7	182	294	0.88	S 47RF17	4
5.4	191	257	0.84	SF 47RF17	4
6.1	198	229	0.81	SA 47RF17	4
7.0	173	200	0.92	SAF47RF17	4
3.7	276	227.20	1.77	S 67	6
4.1	249	205.11	1.96	SF 67	6
4.7	219	180.46	2.23	SA 67	6
5.0	207	170.40	2.36	SAF67	6
4.3	238	196.21	1.18	S 57	6
4.7	219	180.40	1.29	SF 57	6
5.5	187	154.35	1.51	SA 57	6
6.4	162	133.79	1.74	SAF57	6
7.1	146	196.21	1.94	S 57	4
7.7	134	180.40	2.11	SF 57	4
9.0	115	154.35	2.46	SA 57	4
10.4	99	133.79	2.84	SAF57	4
5.1	204	168.00	0.81		
5.7	182	150.00	0.88	S 47	6
5.8	178	146.48	0.90	SF 47	6
6.2	167	137.25	0.96	SA 47	6
7.2	144	118.64	1.11	SAF47	6
5.7	182	244.74	0.88		
6.1	170	228.75	0.94	S 47	4
7.0	147	197.73	1.09	SF 47	4
8.3	125	168.00	1.28	SA 47	4
9.3	111	150.00	1.44	SAF47	4

输出转速 Output speed r/mim	输出扭矩 Output torque Nm	传动比 Ratio i	使用系数 Servic factor f_B	机型号 Type Type	极 数 Pole p
0.18kW					
9.5	109	146.84	1.47		
10	102	137.25	1.57	S 47	4
12	88	118.64	1.82	SF 47	4
14	75	100.80	2.14	SA 47	4
15	67	90.00	2.40	SAF47	4
18	57	76.88	2.80		
19	53	72.00	2.99		
23	45	60.65	3.56		
9.1	113	152.00	0.80		
11	96	129.41	0.89		
12	83	111.58	1.03		
13	77	104.00	1.10		
15	67	90.91	1.26		
16	63	85.22	1.34		
18	56	75.20	1.52		
21	49	66.67	1.72		
25	42	56.67	2.02		
27	45	52.00	1.89	S 37	4
31	39	45.45	2.16	SF 37	4
33	37	42.61	2.30	SA 37	4
37	33	37.60	2.61	SAF37	4
42	29	33.33	2.95		
49	25	28.33	3.47		
59	23	23.46	3.66		
74	19	18.85	4.56		
84	16	16.48	5.21		
90	15	15.45	5.56		
102	13	13.63	6.30		
115	12	12.08	7.11		
135	10	10.27	8.37		
0.25kW					
0.48	2495	2905	0.86		
0.54	2221	2586	0.96	S 87RF57	4
0.60	2406	2335	0.89	SF 87RF57	4
0.68	2470	2054	0.87	SA 87RF57	4
0.76	2193	1824	0.98	SAF87RF57	4
0.65	1961	1631	1.09		
1.5	1118	930	1.92		
1.5	1147	954	1.04		
1.7	1006	837	1.19	S 77RF37	4
1.9	858	714	1.39	SF 77RF37	4
2.2	766	637	1.56	SA 77RF37	4
2.4	690	574	1.73	SAF77RF37	4
2.8	600	499	1.99		
2.6	560	543	0.87		
3.0	564	469	0.87	S 67RF37	4
3.3	510	424	0.96	SF 67RF37	4
3.8	439	365	1.11	SA 67RF37	4
4.4	384	319	1.27	SAF67RF37	4
4.9	338	281	1.45		
4.7	353	294	0.80		
5.2	323	269	0.87	S 57RF17	4
6.1	275	229	1.02	SF 57RF17	4
6.8	245	204	1.15	SA 57RF17	4
7.4	225	187	1.25	SAF57RF17	4
8.4	198	165	1.42		
11	158	131	1.79		
2.8	505	227.20	0.97		
3.1	456	205.11	1.07	S 67	8
3.6	401	180.46	1.22	SF 67	8
3.8	378	170.40	1.29	SA 67	8
4.5	320	144.00	1.53	SAF67	8

S SERIES

0.25kW

输出转速 Output speed r/mim	输出扭矩 Output torque Nm	传动比 Ratio i	使用系数 Servic factor f_B	机型号 Type Type	极数 Pole p
3.7	383	227.20	1.28	S 67	6
4.1	346	205.11	1.41	SF 67	6
4.7	304	180.46	1.61	SA 67	6
5.0	287	170.40	1.70	SAF67	6
5.9	243	144.00	2.01		
6.1	234	227.20	2.09		
6.8	211	205.11	2.31		
7.7	186	180.46	2.63	S 67	4
8.2	176	170.40	2.78	SF 67	4
9.7	148	144.00	3.30	SA 67	4
11	134	130.00	3.65	SAF67	4
12	118	114.38	4.15		
13	111	108.00	4.39		
4.3	331	196.21	0.85		
4.7	304	180.40	0.93	S 57	6
5.5	260	154.35	1.08	SF 57	6
6.4	225	133.79	1.25	SA 57	6
6.8	211	125.05	1.34	SAF57	6
7.1	202	196.21	1.39		
7.7	186	180.40	1.52		
9.0	159	154.35	1.77	S 57	4
10	138	133.79	2.05	SF 57	4
11	129	125.05	2.19	SA 57	4
12	111	108.09	2.53	SAF57	4
15	95	91.84	2.98		
17	85	82.00	3.34		
7.0	204	197.73	0.81		
8.3	173	168.00	0.92		
9.3	155	150.00	1.04		
9.5	151	146.84	1.06		
10	141	137.25	1.13		
12	122	118.64	1.31	S 47	4
14	104	100.80	1.54	SF 47	4
15	93	90.00	1.73	SA 47	4
18	79	76.88	2.02	SAF47	4
19	74	72.00	2.16		
23	63	60.65	2.56		
23	71	59.32	2.24		
28	61	50.40	2.64		
31	54	45.00	2.96		
13	107	104.00	0.81		
15	94	90.91	0.91		
16	88	85.22	0.97		
18	77	75.20	1.10		
21	69	66.67	1.24		
25	58	56.67	1.46		
27	63	52.00	1.36		
31	55	45.45	1.56	S 37	4
33	51	42.61	1.66	SF 37	4
37	45	37.60	1.88	SA 37	4
42	40	33.33	2.12	SAF37	4
49	34	28.33	2.50		
59	32	23.46	2.64		
74	26	18.85	3.28		
84	23	16.48	3.75		
90	21	15.45	4.00		
102	19	13.63	4.45		
115	17	12.08	5.12		
135	14	10.27	6.02		

0.37kW

输出转速 Output speed r/mim	输出扭矩 Output torque Nm	传动比 Ratio i	使用系数 Service factore f_B	机型号 Typ Type	极数 Pole p
0.68	26.11	2054	0.82	S 87RF57	4
0.76	2318	1824	0.92	SF 87RF57	4
0.85	2488	1631	0.86	SA 87RF57	4
1.5	1655	930	1.29	SAF87RF57	4
1.7	1479	831	1.45		
1.9	1271	714	0.94		
2.2	1134	637	1.05	S 77RF37	4
2.4	1021	574	1.17	SF 77RF37	4
2.8	888	499	1.34	SA 77RF37	4
3.2	779	438	1.53	SAF 77RF37	4
3.6	692	389	1.72		
3.8	557	365	0.88	S 67RF37	4
4.4	568	319	0.86	SF 67RF37	4
4.9	500	281	0.98	SA 67RF37	4
5.7	438	246	1.12	SAF67RF37	4
3.0	702	222.00	3.03	S 87	8
3.4	627	198.00	3.42	SF 87	8
4.0	527	166.43	4.07	SA 87	8
				SAF87	8
2.8	763	241.09	1.57	S 77	8
3.3	652	206.04	1.83	SF 77	8
3.5	598	188.89	2.00	SA 77	8
4.0	524	165.75	2.28	SAF77	8
4.3	497	157.08	2.40		
3.9	544	227.20	0.90	S 67	6
4.3	491	205.11	1.00	SF 67	6
4.9	432	180.46	1.13	SA 67	6
5.2	408	170.40	1.20	SAF67	6
6.1	345	144.00	1.42		
6.1	347	227.20	1.41		
6.8	313	205.11	1.56	S 67	4
7.7	275	180.46	1.78	SF 67	4
8.2	260	170.40	1.88	SA 67	4
9.7	220	144.00	2.23	SAF67	4
11	198	130.00	2.47		
12	174	114.38	2.80		
5.7	370	154.35	0.81		
6.6	321	133.79	0.88	S 57	6
7.1	300	125.05	0.94	SF 57	6
8.2	259	108.09	1.09	SA 57	6
9.6	220	91.84	1.28	SAF57	6
10.8	196	82.00	1.44		
7.1	299	196.21	0.94		
7.7	275	180.40	1.02		
9.0	235	154.35	1.20		
10	204	133.79	1.38	S 57	4
11	191	125.05	1.48	SF 57	4
13	165	108.09	1.71	SA 57	4
15	140	91.84	2.01	SAF57	4
17	125	82.00	2.25		
20	107	70.04	2.64		
21	119	66.89	2.37		
22	111	62.53	2.53		
10	209	137.25	0.80	S 47	4
12	181	118.64	0.88	SF 47	4
14	154	100.80	1.04	SA 47	4
15	137	90.00	1.17	SAF47	4
18	117	76.88	1.36		

0.37kW

Qutput speed r/min	Output torque Nm	Ratio i	Service factor f_B	Type Type	Pole p
19	110	72.00	1.46		
23	93	60.65	1.73		
23	106	59.32	1.52		
28	90	50.40	1.78		
31	80	45.00	2.00	S 47	4
36	68	38.44	2.34	SF 47	4
39	64	36.00	2.50	SA 47	4
46	54	30.33	2.96	SAF47	4
50	56	27.74	2.84		
54	53	25.93	3.03		
62	46	22.41	3.51		
73	39	19.04	4.13		
82	35	17.00	4.63		
21	102	66.67	0.84		
25	86	56.67	0.98		
27	93	52.00	0.92		
31	81	45.45	1.05		
33	76	42.61	1.12		
37	67	37.60	1.27	S 37	4
42	59	33.33	1.43	SF 37	4
49	50	28.33	1.69	SA 37	4
59	48	23.46	1.78	SAF37	4
74	38	18.85	2.22		
84	34	16.48	2.54		
90	31	15.45	2.71		
102	28	13.63	3.07		
115	25	12.08	3.46		
135	21	10.27	4.07		

0.55kW

Qutput speed r/min	Output torque Nm	Ratio i	Service factor f_B	Type Type	Pole p
1.0	2517	1332	0.85		
1.2	2475	1191	0.87		
1.3	2340	1032	0.92	S 87RF57	4
1.5	2460	930	0.87	SF 87RF57	4
1.7	2198	831	0.97	SA 87RF57	4
1.9	1902	719	1.13	SAF87RF57	4
2.2	1651	624	1.30		
2.5	1476	558	1.45		
3.2	1151	435	1.86		
2.8	1320	499	0.90		
3.2	1159	438	1.03	S 77RF37	4
3.6	1029	389	1.16	SF 77RF37	4
4.3	865	327	1.38	SA 77RF37	4
4.8	764	289	1.56	SAF77RF37	4
5.6	661	250	1.81		
5.7	558	246	0.88	S 67RF37	4
6.3	585	221	0.84	SF 67RF37	4
7.0	524	198	0.93	SA 67RF37	4
8.3	444	168	1.10	SAF67RF37	4
3.0	1044	222.00	2.05	S 87	8
3.4	931	198.00	2.30	SF 87	8
4.0	783	166.43	2.74	SA 87	8
				SAF87	8
4.0	791	222.00	2.71	S 87	6
4.5	705	198.00	3.04	SF 87	6
5.3	593	166.43	3.62	SA 87	6
				SAF87	6
3.3	969	206.04	1.23	S 77	8
3.5	888	188.89	1.34	SF 77	8
4.0	780	165.75	1.53	SA 77	8
4.3	739	157.08	1.62	SAF77	8

0.55kW

Output speed r/min	Output torque Nm	Ratio i	Service factor f_B	Type Type	Pole p
3.7	859	241.09	1.39	S 77	6
4.3	734	206.04	1.63	SF 77	6
4.7	673	188.89	1.78	SA 77	6
5.3	590	165.75	2.02	SAF77	6
5.6	559	157.08	2.13		
5.8	547	241.09	2.18	S 77	4
6.7	467	206.04	2.56	SF 77	4
7.4	428	188.89	2.79	SA 77	4
				SAF77	4
6.1	515	227.20	0.95		
6.8	465	205.11	1.05		
7.7	409	180.46	1.20		
8.2	386	170.40	1.27		
9.7	326	144.40	1.50	S 67	4
11	295	130.00	1.66	SF 67	4
12	259	114.38	1.89	SA 67	4
13	245	108.00	2.00	SAF67	4
15	208	91.96	2.35		
17	189	83.57	2.58		
19	164	72.39	2.98		
21	172	65.00	2.84		
9.6	327	91.84	0.86		
11	292	82.00	0.97		
13	251	70.40	1.12	S 57	6
13	278	66.89	1.01	SF 57	6
14	160	62.89	1.09	SA 57	6
16	225	54.05	1.26	SAF57	6
19	191	45.92	1.48		
22	170	41.00	1.66		
25	146	35.20	1.93		
9.0	350	154.35	0.81		
10	303	133.79	0.93		
11	284	125.05	0.99		
13	245	108.09	1.15		
15	208	91.84	1.35		
17	186	82.00	1.52		
20	160	70.40	1.77		
21	177	66.89	1.59	S 57	4
22	165	62.53	1.70	SF 57	4
26	143	54.05	1.97	SA 57	4
30	121	45.92	2.32	SAF57	4
34	108	41.00	2.60		
40	93	35.02	3.04		
42	87	32.80	3.2		
46	91	30.12	3.10		
53	79	26.11	3.57		
57	74	24.40	3.82		
66	64	21.09	4.42		
18	174	76.88	0.92		
19	163	72.00	0.98		
23	138	60.65	1.16		
23	157	59.32	1.02		
28	133	50.40	1.20		
31	119	45.00	1.34		
36	102	38.44	1.57	S 47	4
39	95	36.00	1.68	SF 47	4
46	80	30.33	1.99	SA 47	4
50	84	27.74	1.91	SAF47	4
54	78	25.93	2.04		
62	68	22.41	2.36		
73	58	19.04	2.78		
82	51	17.00	3.11		
96	44	14.52	3.65		
102	41	13.60	3.89		
121	35	11.46	4.62		

输出转速 Output speed r/min	输出扭矩 Qutput torque Nm	传动比 Ratio i	使用系数 Service factor f_B	机型号 Type Type	极数 Pole p
0.55kW					
42	88	33.33	0.96		
49	75	28.33	1.13		
59	71	23.46	1.20	S 37	4
74	57	18.85	1.49	SF 37	4
84	50	16.48	1.71	SA 37	4
90	47	15.45	1.82	SAF37	4
102	41	13.63	2.06		
115	37	12.08	2.33		
135	31	10.27	2.74		
0.75kW					
1.1	4411	1223	0.85		
1.3	3860	1070	0.97		
1.5	3347	928	1.12	S 97RF57	4
1.7	2972	824	1.27	SF 97RF57	4
1.9	2575	714	1.46	SA 97RF57	4
2.2	2258	626	1.67	SAF97RF57	4
2.6	1941	538	1.94		
2.9	1746	484	2.2		
1.3	2659	1032	0.81		
1.5	2396	930	0.89		
1.7	2569	831	0.83	S 87RF57	4
1.9	2593	719	0.83	SF 87RF57	4
2.2	2251	624	0.95	SA 87RF57	4
2.5	2013	558	1.06	SAF87RF57	4
3.2	1569	435	1.37		
4.3	1165	323	1.84		
4.3	1179	327	1.01	S 77RF37	4
4.8	1042	289	1.15	SF 77RF37	4
5.6	902	250	1.32	SA 77RF37	4
6.3	790	219	1.51	SAF77RF37	4
3.0	1457	230.48	2.58	S 97	8
3.3	1311	207.48	2.87	SF 97	8
3.6	1187	187.89	3.17	SA 97	8
				SAF97	8
4.1	1048	222.00	2.04	S 87	6
4.6	935	198.00	2.29	SF 87	6
5.5	786	166.43	2.73	SA 87	6
				SAF87	6
6.2	690	223.26	3.10	S 87	4
7.0	612	198.00	3.50	SF 87	4
8.4	515	166.43	4.16	SA 87	4
				SAF87	4
3.8	1139	241.09	1.05	S 77	6
4.4	973	206.04	1.23	SF 77	6
4.8	892	188.89	1.34	SA 77	6
5.5	783	165.75	1.53	SAF77	6
5.8	745	241.09	1.60		
6.7	637	206.04	1.87		
7.4	584	188.89	2.04	S 77	4
8.4	512	165.75	2.33	SF 77	4
8.8	486	157.08	2.46	SA 77	4
10	425	137.48	2.81	SAF77	4
11	383	123.86	3.12		
13	336	108.65	3.55		

输出转速 Output speed r/min	输出扭矩 Output torque Nm	传动比 Ratio i	使用系数 Service factor f_B	机型号 Type Type	极数 Pole p
0.75kW					
6.8	634	205.11	0.80		
7.7	558	180.46	0.88		
8.2	527	170.40	0.93		
9.7	445	144.00	1.10		
11	402	130.00	1.22		
12	354	114.38	1.38	S 67	4
13	334	108.00	1.46	SF 67	4
15	284	91.96	1.72	SA 67	4
17	258	83.57	1.89	SAF67	4
19	224	72.39	2.18		
21	234	65.00	2.09		
22	195	63.00	2.51		
24	206	57.19	2.37		
26	195	54.00	2.51		
30	166	45.98	2.95		
13	331	70.04	0.85		
14	369	66.89	0.80	S 57	6
15	345	62.53	0.82	SF 57	6
17	298	54.05	0.95	SA 57	6
20	253	45.92	1.11	SAF57	6
22	226	41.00	1.25		
13	334	108.09	0.84		
15	284	91.84	0.99		
17	254	82.00	1.11		
20	217	70.04	1.30		
21	241	66.89	1.17		
22	226	62.53	1.25		
26	195	54.05	1.45		
30	166	45.92	1.70	S 57	4
34	148	41.00	1.91	SF 57	4
40	126	35.02	2.23	SA 57	4
42	118	32.80	2.38	SAF57	4
46	124	30.12	2.27		
53	108	26.11	2.62		
57	101	24.40	2.80		
66	87	21.09	3.24		
78	74	17.92	3.82		
87	66	16.00	4.28		
102	56	13.67	5.00		
31	162	45.00	0.99		
36	139	38.44	1.15		
39	130	36.00	1.23		
46	109	30.33	1.46	S 47	4
50	114	27.74	1.40	SF 47	4
54	107	25.93	1.50	SA 47	4
62	92	22.41	1.73	SAF47	4
73	78	19.04	2.04		
82	70	17.00	2.28		
96	60	14.52	2.67		
102	56	13.60	2.85		
121	47	11.46	3.39		
74	78	18.85	1.09		
84	68	16.48	1.25	S 37	4
90	64	15.45	1.33	SF 37	4
102	56	13.63	1.51	SA 37	4
115	50	12.08	1.71	SAF37	4
135	42	10.27	2.01		

输出转速 Output speed r/min	输出扭矩 Output torque Nm	传动比 Ratio i	使用系数 Service factor f_B	机型号 Type Type	极数 Pole p
1.1kW					
1.7	4328	824	0.87		
2.0	3750	714	1.00	S 97RF57	4
2.2	3288	626	1.14	SF 97RF57	4
2.6	2826	538	1.33	SA 97RF57	4
2.9	2542	484	1.48	SAF97RF57	4
3.3	2206	420	1.70		
2.2	2341	624	0.92		
2.5	2512	558	0.85		
2.9	2547	485	0.84		
3.2	2285	435	0.94	S 87RF57	4
3.7	1985	378	1.08	SF 87RF57	4
4.3	1697	323	1.26	SA 87RF57	4
5.0	1476	281	1.45	SAF87RF57	4
5.5	1339	255	1.60		
6.3	1166	222	1.84		
6.8	1077	205	1.99		
6.4	1150	219	1.04	S 77RF57	4
				SF 77RF57	4
				SA 77RF57	4
				SAF77RF57	4
3.0	2136	230.48	1.76	S 97	8
3.3	1923	207.48	1.96	SF 97	8
3.6	1742	187.89	2.16	SA 97	8
				SAF97	8
3.9	1596	230.48	2.36	S 97	6
4.4	1437	207.48	2.62	SF 97	6
4.8	1301	187.89	2.89	SA 97	6
				SAF97	6
6.3	999	222.00	2.14	S 87	4
7.1	891	198.00	2.40	SF 87	4
8.4	749	166.43	2.86	SA 87	4
9.2	689	152.95	3.11	SAF87	4
10.3	612	135.83	3.50		
5.8	1085	241.09	1.10		
6.8	928	206.04	1.29		
7.4	850	188.89	1.40	S 77	4
8.4	746	165.75	1.60	SF 77	4
8.9	707	157.08	1.69	SA 77	4
10	649	137.48	1.93	SAF77	4
11	558	123.86	2.14		
13	489	108.65	2.44		
15	432	95.88	2.77		
11	585	130.00	0.84		
12	515	114.38	0.95		
13	486	108.00	1.01		
15	414	91.96	1.18		
17	376	83.57	1.30		
19	326	72.39	1.50	S 67	4
22	341	65.00	1.43	SF 67	4
22	284	63.00	1.73	SA 67	4
24	300	57.19	1.63	SAF67	4
26	284	54.00	1.73		
30	242	45.98	2.02		
34	220	41.79	2.23		
39	190	36.20	2.57		
44	165	31.50	2.96		
53	139	26.40	3.53		

输出转速 Output speed r/min	输出扭矩 Output torque Nm	传动比 Ratio i	使用系数 Service factor f_B	机型号 Type Type	极数 Pole p
1.1kW					
20	315	70.04	0.89		
21	351	66.89	0.80		
22	328	62.53	0.86		
26	384	54.05	0.99		
30	241	45.92	1.17		
34	215	41.00	1.31		
40	184	35.02	1.53	S 57	4
43	172	32.80	1.64	SF 57	4
46	181	30.12	1.56	SA 57	4
54	157	26.11	1.80	SAF57	4
57	146	24.40	1.93		
66	127	24.09	2.23		
78	108	17.92	2.62		
88	96	16.00	2.94		
102	82	13.67	3.44		
109	77	12.80	3.67		
130	65	10.78	4.36		
46	182	30.33	0.88		
50	167	27.74	0.96		
54	156	25.93	1.03	S 47	4
62	135	22.41	1.19	SF 47	4
74	114	19.04	1.40	SA 47	4
82	102	17.00	1.57	SAF47	4
96	87	14.52	1.84		
103	82	13.60	1.96		
122	69	11.46	2.33		
1.5kW					
2.0	4383	714	0.86		
2.2	4484	626	0.84	S 97RF57	4
2.6	3853	538	0.98	SF 97RF57	4
2.9	3467	484	1.08	SA 97RF57	4
3.3	3008	420	1.25	SAF97RF57	4
3.7	3693	376	1.40		
4.3	2342	327	1.61		
2.9	2481	485	0.86		
3.2	2225	435	0.96		
3.7	2707	378	0.79	S 87RF57	4
4.3	2331	323	0.93	SF 87RF57	4
5.0	2013	281	1.06	SA 87RF57	4
5.5	1826	255	1.17	SAF87RF57	4
6.3	1590	222	1.35		
6.8	1468	205	1.46		
3.0	2871	230.48	1.31	S 97	8
3.3	2584	207.48	1.45	SF 97	8
3.7	2340	187.89	1.61	SA 97	8
4.1	2076	166.62	1.81	SAF97	8
4.0	2153	230.48	1.75	S 97	6
4.4	1938	207.48	1.94	SF 97	6
4.9	1755	187.89	2.14	SA 97	6
5.5	1557	166.62	2.42	SAF97	6
6.1	1415	230.48	2.66	S 97	4
6.7	1274	207.48	2.95	SF 97	4
7.5	1154	187.89	3.26	SA 97	4
				SAF97	4
4.1	2074	222.00	1.03	S 87	6
4.6	1850	198.00	1.16	SF 87	6
5.5	1555	166.43	1.38	SA 87	6
6.0	1429	152.95	1.50	SAF87	6

输出转速 Output speed r/min	输出扭矩 Output torque Nm	传动比 Ratio i	使用系数 Service factor f_B	机型号 Type	极数 Pole p
1.5kW					
6.3	1363	222.00	1.56		
7.1	1216	198.00	1.76		
8.4	1022	166.43	2.10	S 87	4
9.2	939	152.95	2.28	SF 87	4
10	834	135.83	2.57	SA 87	4
12	746	121.44	2.87	SAF87	4
13	670	109.19	3.20		
15	582	94.77	3.68		
7.4	1160	188.89	1.03		
8.4	1018	165.75	1.17		
8.9	964	157.08	1.24		
10	844	137.48	1.41		
11	760	123.86	1.57		
13	667	108.65	1.79	S 77	4
15	589	95.88	2.03	SF 77	4
16	522	85.00	2.29	SA 77	4
18	564	78.78	2.12	SAF77	4
19	517	72.22	2.31		
22	454	63.38	2.63		
23	430	60.06	2.78		
27	377	52.57	3.17		
30	339	47.369	3.52		
34	298	41.54	4.01		
17	513	83.57	0.95		
19	444	72.39	1.10		
22	466	65.00	1.05		
22	387	63.00	1.26		
24	410	57.19	1.19		
26	387	54.00	1.26		
30	329	45.98	1.48	S 67	4
34	299	41.79	1.63	SF 67	4
39	259	36.20	1.89	SA 67	4
44	226	31.50	2.17	SAF67	4
53	216	26.40	2.26		
59	195	23.83	2.51		
67	171	20.92	2.86		
71	162	19.80	3.02		
83	138	16.86	3.54		
91	125	15.32	3.90		
106	109	13.27	4.50		
121	95	11.55	5.17		
43	235	32.80	1.20		
46	247	30.12	1.14		
54	214	26.11	1.32		
57	200	24.40	1.41	S 57	4
66	173	21.09	1.63	SF 57	4
78	147	17.92	1.92	SA 57	4
88	131	16.00	2.15	SAF57	4
102	112	13.67	2.52		
109	105	12.80	2.69		
130	88	10.78	3.20		
96	119	14.52	1.35	S 47	4
103	111	13.60	1.44	SF 47	4
122	94	11.46	1.71	SA 47	4
				SAF47	4

输出转速 Output speed r/min	输出扭矩 Output torque Nm	传动比 Ratio i	使用系数 Service factor f_B	机型号 Type	极数 Pole p
2.2kW					
3.4	4350	420	0.86	S 97RF57	4
3.8	3894	376	0.97	SF 97RF57	4
4.3	3387	327	1.11	SA 97RF57	4
4.9	2972	287	1.26	SAF97RF57	4
5.6	2610	252	1.44		
4.1	3091	230.48	1.22	S 97	6
4.5	2782	207.48	1.35	SF 97	6
5.0	2520	187.89	1.49	SA 97	6
				SAF97	6
6.2	2046	230.48	1.84		
6.8	1842	207.48	2.04		
7.6	1668	187.89	2.25	S 97	4
8.5	1479	166.62	2.54	SF 97	4
9.4	1337	150.64	2.81	SA 97	4
11	1133	127.68	3.32	SAF97	4
13	990	111.52	3.80		
15	828	93.52	4.54		
17	863	83.31	4.36		
6.4	1971	222.00	1.08		
7.2	1758	198.00	1.22		
8.5	1477	166.43	1.45		
9.3	1358	152.95	1.58		
10	1206	135.83	1.78	S 87	4
12	1078	121.44	1.99	SF 87	4
13	969	109.19	2.21	SA 87	4
15	841	94.77	2.55	SAF87	4
17	753	84.86	2.84		
19	783	75.63	2.74		
20	625	70.40	3.43		
21	700	67.62	3.06		
23	630	60.80	3.40		
27	547	52.77	3.92		
10	1220	137.48	0.98		
11	1100	123.86	1.09		
13	965	108.65	1.24		
15	851	95.88	1.40		
17	755	85.00	1.58		
18	816	78.78	1.46		
20	748	72.22	1.60		
22	656	63.38	1.82	S 77	4
24	622	60.06	1.92	SF 77	4
27	544	52.57	2.19	SA 77	4
30	491	47.36	2.43	SAF77	4
34	430	41.54	2.78		
39	380	36.66	3.14		
44	337	32.50	3.55		
51	287	27.75	4.15		
55	307	25.93	3.89		
62	269	22.75	4.43		
66	255	21.56	4.68		
31	476	45.98	1.03		
34	433	41.79	1.13		
39	375	36.20	1.30		
45	326	31.50	1.50		
54	312	26.40	1.56	S 67	4
60	282	23.83	1.73	SF 67	4
68	248	20.97	1.97	SA 67	4
72	234	19.80	2.09	SAF67	4
84	200	16.86	2.45		
93	181	15.32	2.7		
107	157	13.27	3.11		
123	137	11.55	3.58		

输出转速 Output speed r/min	输出扭矩 Output torque Nm	传动比 Ratio i	使用系数 Service factor f_B	机型号 Type	极数 Pole p
2.2kW					
89	189	16.00	1.49	S 57	4
104	162	13.67	1.74	SF 57	4
111	152	12.80	1.86	SA 57	4
132	128	10.78	2.21	SAF57	4
3kW					
4.9	4053	287	0.93	S 97RF57	4
				SF 97RF57	4
				SA 97RF57	4
				SAF97RF57	4
6.2	2790	230.48	1.35		
6.8	2512	207.48	1.50		
7.6	2275	187.89	1.65		
8.5	2017	166.62	1.86	S 97	4
9.4	1824	150.64	2.06	SF 97	4
11	1546	127.68	2.43	SA 97	4
13	1350	111.52	2.79	SAF97	4
15	1129	93.27	3.33		
17	1177	83.31	3.20		
18	978	80.75	3.85		
8.5	2015	166.43	1.06		
9.3	1852	152.95	1.16		
10	1644	135.83	1.30		
12	1470	121.44	1.46		
13	1322	109.19	1.62		
15	1147	94.77	1.87		
17	1027	84.86	2.09		
19	1068	75.63	2.01	S 87	4
20	852	70.40	2.51	SF 87	4
21	955	67.62	2.24	SA 87	4
23	859	60.80	2.50	SAF87	4
27	745	52.77	2.88		
30	667	47.25	3.21		
33	696	43.13	3.08		
36	554	39.20	3.87		
37	617	38.25	3.47		
42	481	34.09	4.45		
17	1029	85.00	1.16		
18	1113	78.78	1.07		
20	1020	72.22	1.17		
22	895	63.38	1.33		
24	848	60.06	1.41		
27	742	52.57	1.61		
30	669	47.36	1.79		
34	587	41.54	2.04		
39	518	26.66	2.31	S 77	4
44	459	32.50	2.60	SF 77	4
51	392	27.75	3.05	SA 77	4
55	419	25.93	2.85	SAF77	4
62	367	22.75	3.25		
66	348	21.56	3.43		
75	305	18.87	3.92		
84	274	17.00	4.35		
95	241	14.91	4.96		
108	212	13.16	5.62		
122	188	11.67	6.34		
143	161	9.96	7.43		

输出转速 Output speed r/min	输出扭矩 Output torque Nm	传动比 Ratio i	使用系数 Service factor f_B	机型号 Type	极数 Pole p
3kW					
39	511	36.20	0.96		
45	445	31.50	1.10		
54	426	26.40	1.15		
60	385	23.83	1.27	S 67	4
68	338	20.97	1.44	SF 67	4
72	320	19.80	1.53	SA 67	4
84	272	16.86	1.80	SAF67	4
93	247	15.32	1.98		
107	214	13.27	2.28		
123	186	11.55	2.62		
104	221	13.67	1.28	S 57	4
111	207	12.80	1.36	SF 57	4
132	174	10.78	1.62	SA 57	4
				SAF57	4
4kW					
6.2	3668	230.48	1.02		
6.9	3302	207.48	1.14		
7.7	2991	187.89	1.26		
8.6	2652	166.62	1.42		
9.6	2398	150.64	1.57	S 97	4
11	2032	127.68	1.85	SF 97	4
13	1775	111.52	2.12	SA 97	4
15	1485	93.27	2.53	SAF97	4
17	1547	83.31	2.43		
18	1285	80.75	2.93		
19	1399	75.32	2.69		
23	1185	63.84	3.17		
26	1035	55.76	3.63		
12	1933	121.44	1.11		
13	1738	109.19	1.23		
15	1508	94.77	1.42		
17	1351	84.86	1.59		
19	1404	75.63	1.53		
20	1121	70.40	1.91		
21	1256	67.62	1.71		
24	1129	60.80	1.90	S 87	4
27	980	52.77	2.19	SF 87	4
30	877	47.25	2.44	SA 87	4
33	915	43.13	2.34	SAF87	4
37	728	39.20	2.94		
38	812	38.25	2.64		
42	633	34.09	3.39		
45	682	32.15	3.14		
49	627	29.24	3.42		
55	557	26.24	3.85		
61	498	23.46	4.30		
24	1115	60.06	1.07		
27	976	52.57	1.22		
30	879	47.36	1.36		
35	771	41.54	1.55		
39	681	36.66	1.75		
44	604	32.50	1.98		
52	515	27.75	2.32	S 77	4
56	550	25.93	2.17	SF 77	4
63	483	22.75	2.47	SA 77	4
67	458	21.56	2.61	SAF77	4
76	400	18.87	2.98		
85	361	17.00	3.31		
97	316	14.90	3.77		
109	279	13.16	4.28		
123	248	11.67	4.82		
145	211	9.96	5.65		

输出转速 Output speed r/min	输出扭矩 Output torque Nm	传动比 Ratio i	使用系数 Service factor f_B	机型号 Type Type	极数 Pole p
4kW					
73	420	19.80	1.16	S 67	4
85	358	16.86	1.37	SF 67	4
94	325	15.32	1.50	SA 67	4
109	282	13.27	1.74	SAF67	4
125	245	11.55	1.99		4
5.5kW					
8.6	3647	166.62	1.03		
9.6	3297	150.64	1.14		
11	2794	127.68	1.35		
13	2441	111.52	1.54		
15	2041	93.27	1.84.	S 97	4
17	2127	83.31	1.77	SF 97	4
18	1767	80.75	2.13	SA 97	4
19	1923	75.32	1.96	SAF97	4
23	1630	63.84.	2.31		
26	1424	55.76	2.64		
31	1191	46.64	3.16		
36	1031	40.38	3.65		
17	1857	84.86	1.15		
19	1931	75.63	1.11		
20	1541	70.40	1.39		
21	1727	67.62	1.24		
24	1552	60.80	1.38		
27	1347	52.77	1.59		
30	1206	47.25	1.78		
33	1259	43.13	1.70		
37	1001	39.20	2.14	S 87	4
38	1116	38.25	1.92	SF 87	4
42	870	34.09	2.46	SA 87	4
45	938	32.15	2.28	SAF87	4
49	862	29.55	2.49		
55	766	26.24	2.80		
61	685	23.46	3.13		
68	615	21.09	3.48		
79	534	18.31	4.01		
88	478	16.39	4.48		
106	397	13.60	5.40		
122	345	11.83	6.21		
35	1061	41.54	1.13		
39	936	36.66	1.28		
44	830	32.50	1.44		
52	709	27.75	1.69		
56	757	25.93	1.58	S 77	4
63	664	22.75	1.80	SF 77	4
67	629	21.56	1.90	SA 77	4
76	551	18.87	2.17	SAF77	4
85	496	17.00	2.41		
97	435	14.91	2.74		
109	384	13.16	3.11		
123	341	11.67	3.51		
145	291	9.96	4.11		
94	447	15.32	1.09	S 67	4
109	387	13.27	1.26	SF 67	4
125	337	11.55	1.45	SA 67	4
				SAF67	4

输出转速 Output speed r/min	输出扭矩 Output torque Nm	传动比 Ratio i	使用系数 Service factor f_B	机型号 Type Type	极数 Pole p
7.5kW					
13	3304	111.52	1.14		
16	2764	93.27	1.36		
18	2880	83.31	1.31		
18	2393	80.75	1.57		
19	2604	75.32	1.44		
23	2207	63.84	1.70		
26	1928	55.76	1.95	S 97	4
31	1612	46.64	2.33	SF 97	4
36	1396	40.38	2.69	SA 97	4
40	1438	36.39	2.62	SAF97	4
45	1294	32.76	2.91		
49	1172	29.67	3.21		
55	1039	26.31	3.62		
61	940	23.79	4.00		
72	796	20.16	4.72		
31	1633	47.25	1.31		
34	1704	43.13	1.26		
37	1355	39.20	1.58		
38	1511	38.25	1.42		
43	1178	34.09	1.82		
45	1270	32.15	1.69	S 87	4
49	1167	29.55	1.84	SF 87	4
56	1037	26.24	2.07	SA 87	4
62	927	23.46	2.31	SAF87	4
69	833	21.09	2.57		
80	723	18.31	2.96		
89	648	16.39	3.31		
107	537	13.60	3.99		
123	467	11.83	4.59		
53	959	27.75	1.24		
56	1024	25.93	1.17		
64	899	22.75	1.33		
68	852	21.56	1.40	S 77	4
77	746	18.87	1.60	SF 77	4
86	672	17.00	1.78	SA 77	4
98	589	14.91	2.03	SAF77	4
111	520	13.16	2.30		
125	461	11.67	2.59		
147	394	9.96	3.03		
11kW					
26	2808	55.76	1.34		
31	2349	46.64	1.60		
36	2034	40.38	1.85		
40	2095	36.39	1.80		
45	1886	32.76	1.99	S 97	4
49	1708	29.67	2.20	SF 97	4
55	1514	26.31	2.48	SA 97	4
61	1369	23.79	2.75	SAF97	4
72	1160	20.16	3.24		
83	1014	17.61	3.71		
99	848	14.73	4.43		
115	734	12.75	5.12		
56	1510	26.24	1.42		
62	1350	23.46	1.59	S 87	4
69	1214	24.09	1.77	SF 87	4
80	1054	18.31	2.03	SA 87	4
89	943	16.39	2.27	SAF87	4
107	783	13.60	2.74		
123	681	11.83	3.15		

输出转速 Output speed r/min	输出扭矩 Output torque Nm	传动比 Ratio i	使用系数 Service factor f_B	机型号 Type Type	极数 Pole p
15kW					
31	3203	46.64	1.17		
36	2773	40.38	1.36		
40	2856	36.39	1.32		
45	2571	32.76	1.46	S 97	4
49	2329	29.67	1.61	SF 97	4
55	2065	26.31	1.82	SA 97	4
61	1867	23.79	2.01	SAF97	4
72	1582	20.16	2.38		
83	1382	17.61	2.72		
99	1156	14.73	3.25		
115	1001	12.75	3.76		
89	1287	16.39	1.67	S 87	4
107	1068	13.60	2.01	SF 87	4
123	929	11.83	2.31	SA 87	4
				SAF87	4
18.5kW					
40	3499	36.39	1.07		
45	3150	32.76	1.19		
50	2853	29.67	1.32		
56	2530	26.31	1.49	S 97	4
62	2287	23.79	1.64	SF 97	4
73	1938	20.16	1.94	SA 97	4
83	1693	17.61	2.22	SAF97	4
100	1416	14.73	2.65		
115	1226	12.75	3.07		
22kW					
56	3008	26.31	1.25		
62	2720	23.79	1.38	S 97	4
73	2305	20.16	1.63	SF 97	4
83	2014	17.61	1.87	SA 97	4
100	1684	14.73	2.23	SAF97	4
115	1458	12.75	2.58		

输出转速 Output speed r/min	输出扭矩 Output torque Nm	传动比 Ratio i	使用系数 Service factor f_B	机型号 Type Type	极数 Pole p

Mamax Permissble Torque Nm	输出转速 Qutput speed r/min	传动比 Ratio i	机型号 Type Type	功率 Power kW/4p
90	7.8	179	S 37RF17 SF 37RF17 SA 37RF17 SAF37RF17	0.18
	8.8	158		
	9.7	144		
	12	118		
	13	110		0.25
170	3.6	388	S 47RF17 SF 47RF17 SA 47RF17 SAF47RF17	0.18
	4.1	336		
	4.7	294		
	5.4	257		0.25
	6.1	229		
	7.0	200		
	7.4	187		
	8.4	165		
300	2.4	574	S 57RF17 SF 57RF17 SA 57RF17 SAF57RF17	0.18
	2.7	506		
	3.2	738		
	3.6	388		
	4.1	336		0.25
	4.7	294		
	5.2	269		
	6.1	229		0.37
	6.8	204		
	7.4	187		
	8.4	165		0.55
	11	131		
520	1.3	1045	S 67RF37 SF 67RF37 SA 67RF37 SAF67RF37	0.18
	1.5	914		
	1.7	809		
	2.0	712		
	2.3	615		0.25
	2.6	543		
	3.0	469		0.37
	3.3	424		
	3.8	365		
	4.4	319		0.55
	4.9	281		
	5.7	246		
	6.3	221		
	7.0	198		0.75
1270	0.45	3098	S 77RF37 SF 77RF37 SA 77RF37 SAF77RF37	0.18
	0.67	2083		
	0.77	1813		
	0.80	1745		
	0.87	1600		
	1.0	1404		0.25
	1.1	1245		
	1.3	1100		
	1.5	954		0.37
	1.7	837		
	1.9	714		
	2.2	637		0.55
	2.4	574		
	2.8	499		
	3.2	438		0.75
	3.6	389		
	4.3	327		1.1
	4.8	289		
	5.6	250		
	6.4	219		

Mamax Permissble Torque Nm	输出转速 Qutput speed r/min	传动比 Ratio i	机型号 Type Type	功率 Power kW/4p
2280	0.24	5875	S 87RF57 SF 87RF57 SA 87RF57 SAF87RF57	0.18
	0.27	5187		
	0.30	4606		
	0.36	3872		0.25
	0.40	3475		
	0.48	2905		
	0.54	2586		0.37
	0.60	2335		
	0.68	2054		
	0.76	1824		0.55
	0.85	1631		
	1.0	1332		
	1.2	1191		
	1.3	1032		0.75
	1.5	930		
	1.7	831		
	1.9	719		1.1
	2.2	624		
	2.5	558		
	2.9	485		1.5
	3.2	435		
	3.7	378		
	4.4	323		2.2
	5.1	281		
4000	0.16	8608	S 97RF57 SF 97RF58 SA 97RF57 SAF97RF57	0.18
	0.18	7554		
	0.21	6640		
	0.24	5780		
	0.28	4937		
	0.31	4444		0.25
	0.35	4017		
	0.40	3453		
	0.45	3108		0.37
	0.52	2654		
	0.60	2329		
	0.67	2081		0.55
	0.75.	1860		
	0.88	1574		
	1.0	1394		0.75
	1.1	1223		
	1.3	1070		
	1.5	928		1.1
	1.7	824		
	2.0	714		1.5
	2.2	626		
	2.6	538		
	2.9	484		2.2
	3.4	420		
	3.8	376		
	4.3	327		3
	4.9	287		
	5.7	252		4
	6.6	219		

表上所配功率均有超载，按实际条件确定的转矩不得大于减速机额定转矩。 The power are all overload in the table ,The decided torque according to operating condition should not more than gear units' nominal torque.

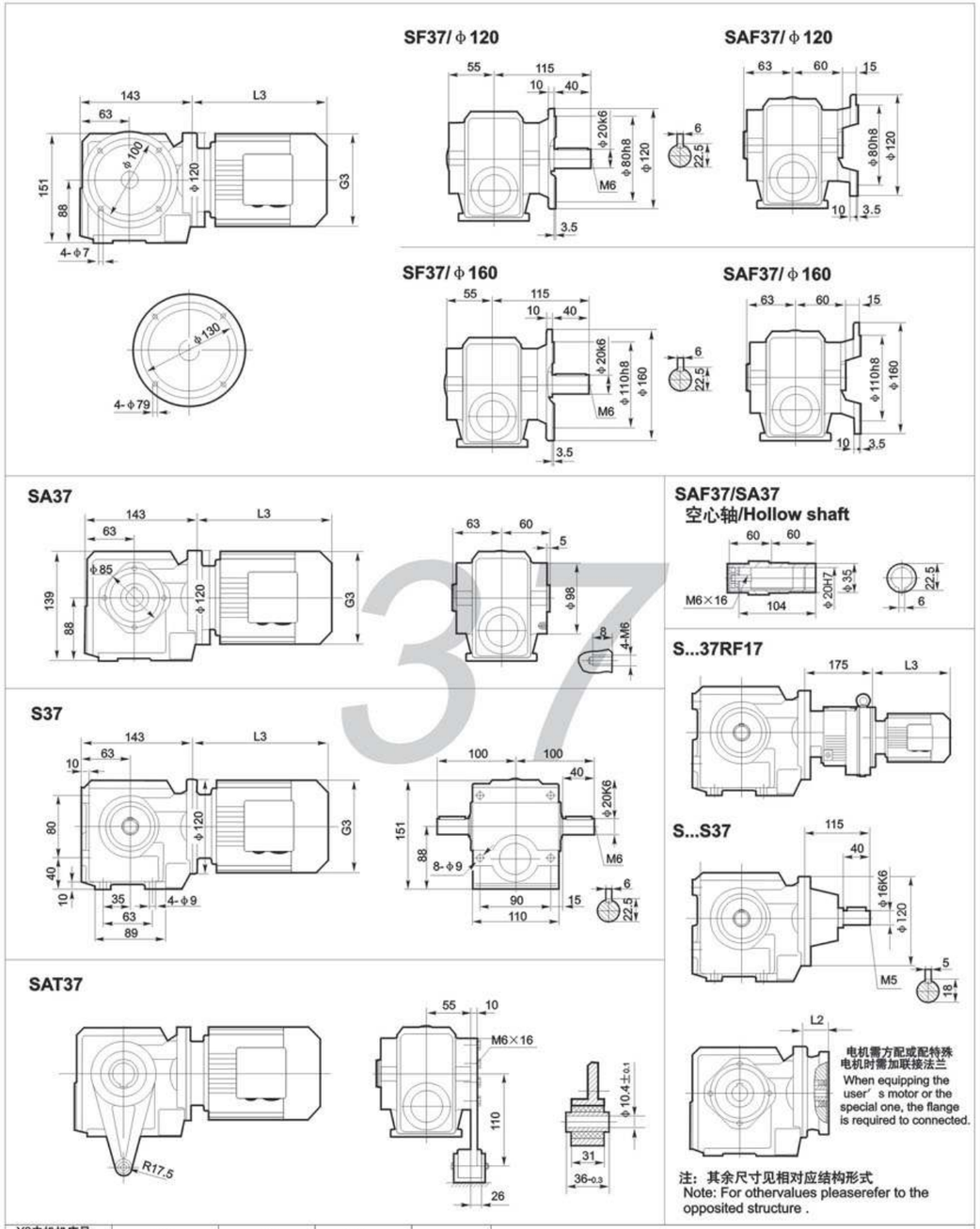

Y2电机机座号 Mofor size	63	71	80		
功率/4P Power/(KW)	0.18	0.25 0.37	0.55 0.75		
L3	235	250	293		
G	130	145	175		
L2	85	85	127		

注：1.SA、SF、SAF、SAZ壳体为通用件，安装尺寸均可互相参照. 2. "S.." 表示S、SA、SF、SAF、SAZ 3.带锁紧盘式，详见156页
Note:1. The housings of SA、SF、SAF、SAZ are common parts. The mounting dimensions may consult each other.2."S.."mean S、SA、SF、SAF、SAZ 3.Hollow shaft output with shrink disk, see P156 for detail.

S47

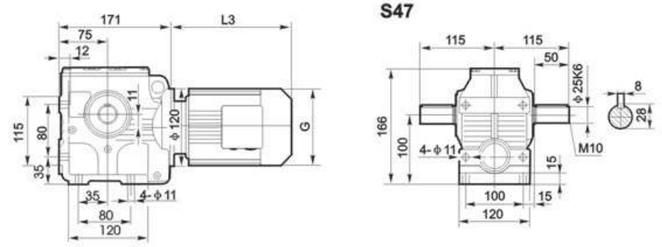

SA47/SAZ47/SAF47 空心轴 /Hollow shaft

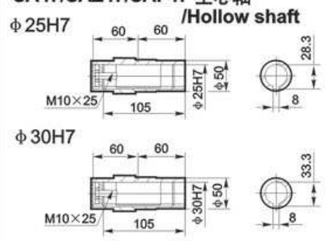

SA47

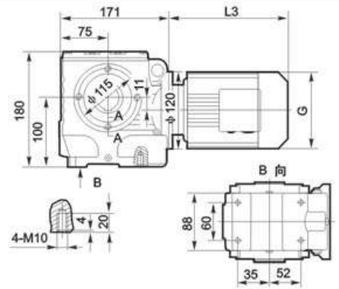

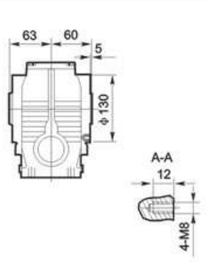

SAZ47

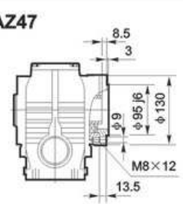

SF47

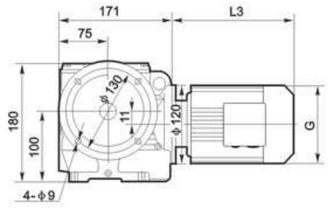

SAF47

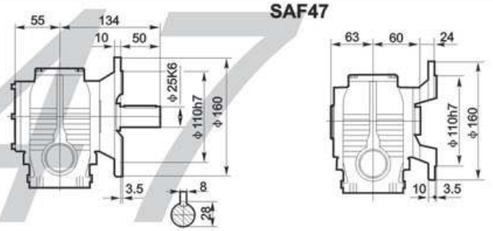

SAT47

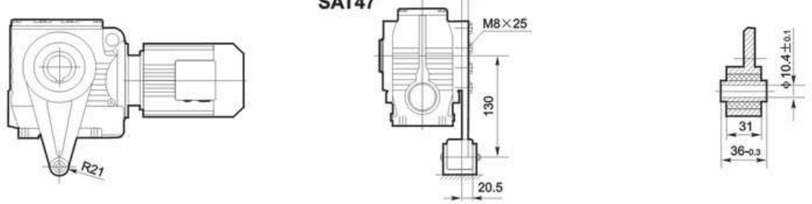

电机需方配或配特殊电机时需加联接法兰

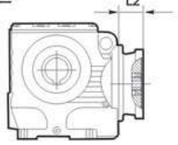

When equipping the user's motor or the special one, the flange required to connected.

S...S47

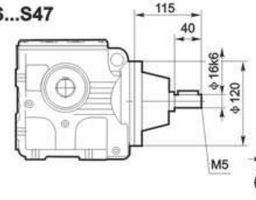

S...47RF17

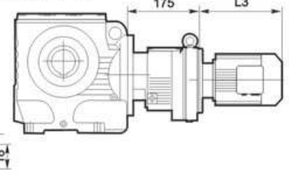

注：其余尺寸见相对应结构形式

Note: For other values please refer to the opposited structure .

Y2电机座号 Motor size	63	71	80	90S	90L			
功率/4P Power/(KW)	0.18	0.25 0.37	0.55 0.75	1.1	1.5			
L3	235	250	293	308	333			
G	130	145	175	195	195			
L2	85	85	127	127	127			

注：1.SA、SF、SAF、SAZ壳体为通用件，安装尺寸均可互相参照. 2. "S.." 表示S、SA、SF、SAF、SAZ 3.带锁紧盘式，详见156 页
Note:1. The housings of SA、SF、SAF、SAZ are common parts. The mounting dimensions may consult each other.2."S.."mean S、SA、SF、SAF、SAZ 3.Hollow shaft output with shrink disk, see P156 for detail.

S57

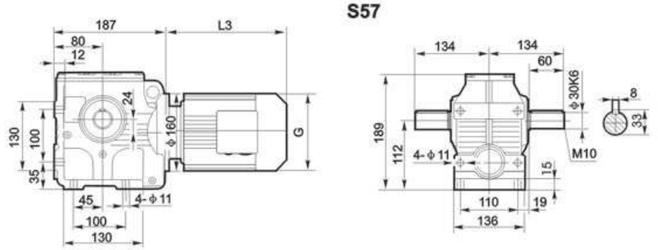

SA57/SAZ57/SAF57 空心轴 /Hollow shaft

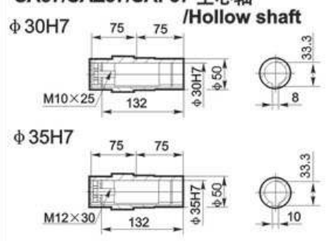

SA57

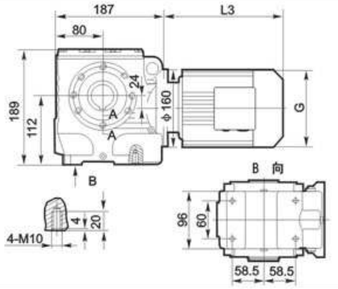

SAZ57

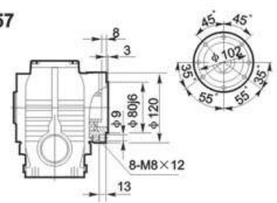

SF57

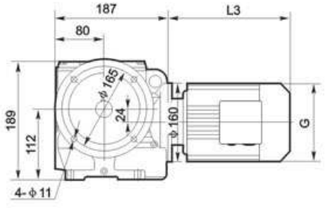

SAF57

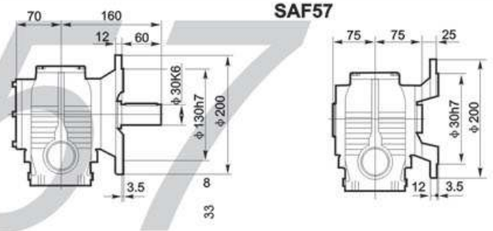

SAT57

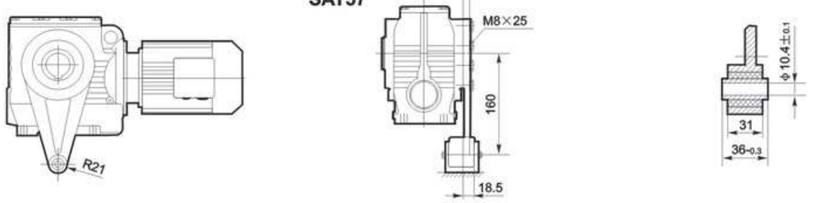

电机需方配或配特殊电机时需加联接法兰

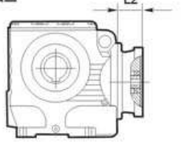

When equipping the user's motor or the special one, the flang required to connected.

S...S57

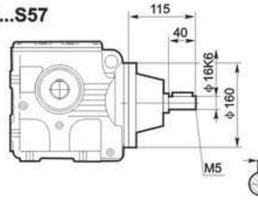

S...57RF17

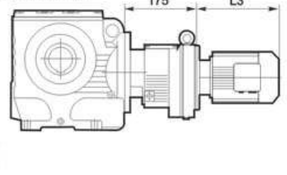

注：其余尺寸见相对应结构形式

Note: For other values please refer to the opposited structure .

Y2电机座号 Motor size	63	71	80	90S	90L	100			
功率/4P Power/(KW)	0.18	0.25/0.37	0.55 0.75	1.1	1.5	2.2 3.0			
L3	235	250	293	308	333	347			
G	130	145	175	195	95	215			
L2	85	85	127	127	127	132			

注：1.SA、SF、SAF、SAZ壳体为通用件，安装尺寸均可互相参照. 2. "S.." 表示S、SA、SF、SAF、SAZ 3.带锁紧盘式，详见156 页
Note:1. The housings of SA、SF、SAF、SAZ are common parts. The mounting dimensions may consult each other.2."S.."mean S、SA、SF、SAF、SAZ 3.Hollow shaft output with shrink disk, see P156 for detail.

S67

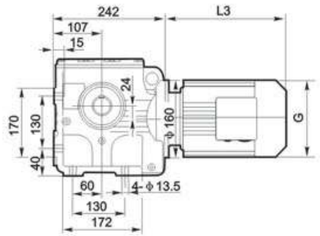

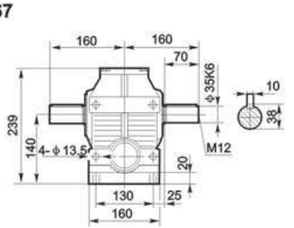

SA67/SAZ67/SAF67 空心轴 /Hollow shaft

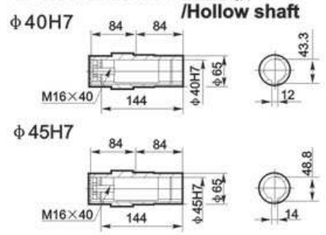

SA67

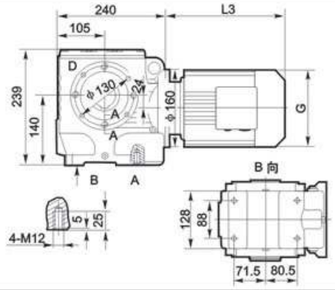

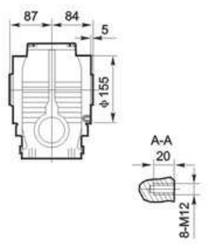

SAZ67

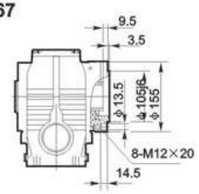

SF67

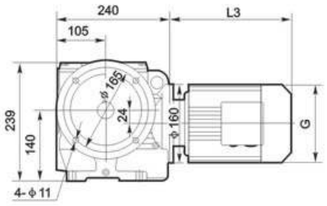

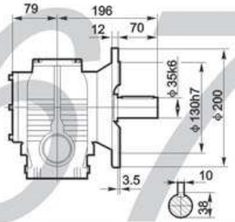

SAF67

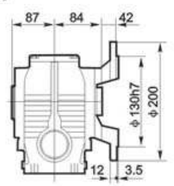

SAT67

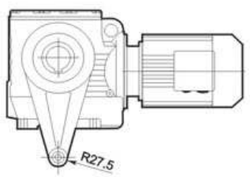

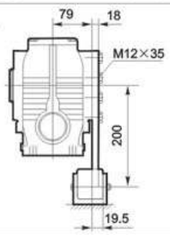

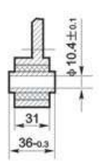

电机需方配或配特殊电机时需加联接法兰

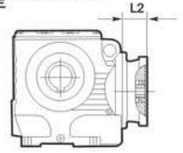

When equipping the user’ s motor or the special one, the flange required to connected.

S...S67

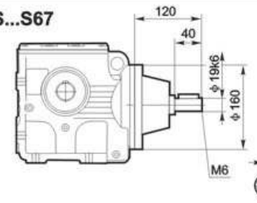

S...67RF37

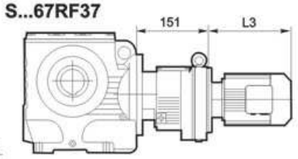

注：其余尺寸见相对应结构形式

Note: For other values please refer to the opposited structure .

Y2电机机座号 Motor size	71		80		90S	90L	100		112M	132S			
功率/4P Power/(KW)	0.25	0.37	0.55	0.75	1.1	1.5	2.2	3.0	4.0	5.5			
L3	244		293		304	329	357		383	428			
G	145		175		195	195	215		240	275			
L2	85		127		127	127	132		132	160			

注：1.SA、SF、SAF、SAZ壳体为通用件，安装尺寸均可互相参照．2. “S..” 表示S、SA、SF、SAF、SAZ 3.带锁紧盘式，详见156 页
Note:1. The housings of SA、SF、SAF、SAZ are common parts. The mounting dimensions may consult each other.2."S.."mean S、SA、SF、SAF、SAZ 3.Hollow shaft output with shrink disk, see P156 for detail.

S77

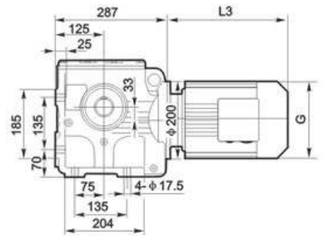

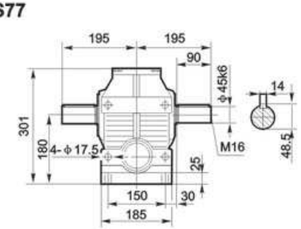

SA77/SAZ77/SAF77 空心轴 /Hollow shaft

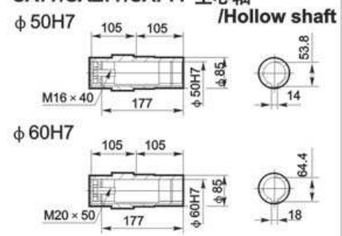

SA77

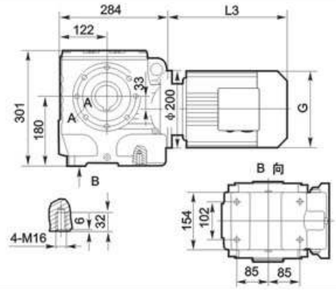

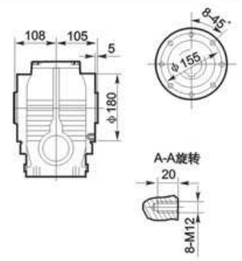

SAZ77

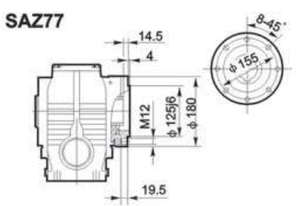

SF77

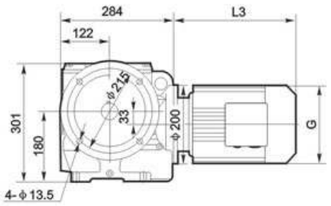

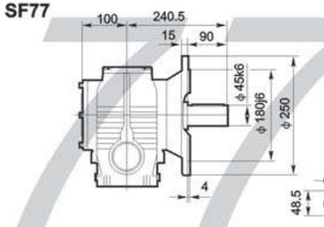

SAF77

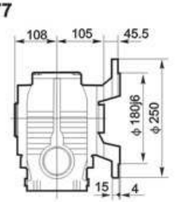

SAT77

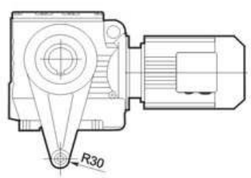

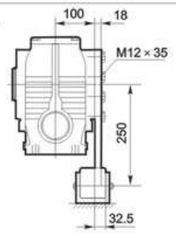

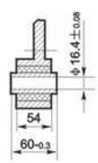

电机需方配或配特殊电机时需加联接法兰

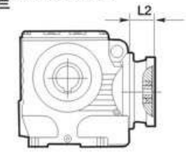

When equipping the user’ s motor or the special one, the flange required to connected.

S...S77

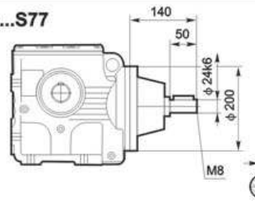

S...77RF37

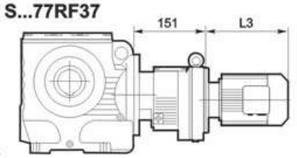

注：其余尺寸见相对应结构形式

Note: For other values please refer to the opposited structure .

Y2电机机座号 Motor size	80		90S	90L	100		112M	132S	132M			
功率/4P Power/(KW)	0.55	0.75	1.1	1.5	2.2	3.0	4.0	5.5	7.5			
L3	292		297	322	354		391	430	463			
G	175		195	195	215		240	275	275			
L2	127		127	127	132		132	180	180			

注：1.SA、SF、SAF、SAZ壳体为通用件，安装尺寸均可互相参照．2. “S..” 表示S、SA、SF、SAF、SAZ 3.带锁紧盘式，详见156 页
Note:1. The housings of SA、SF、SAF、SAZ are common parts. The mounting dimensions may consult each other.2."S.."mean S、SA、SF、SAF、SAZ 3.Hollow shaft output with shrink disk, see P156 for detail.

S87

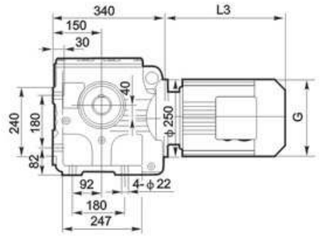

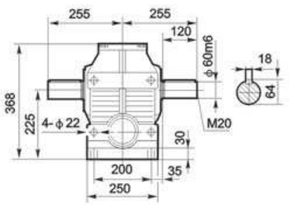

SA87/SAZ87/SAF87 空心轴 /Hollow shaft

φ 60H7

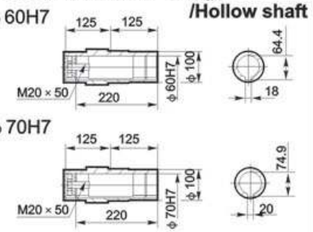

φ 70H7

SA87

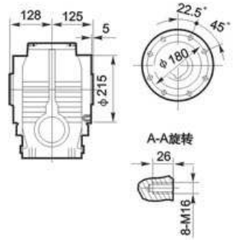

SAZ87

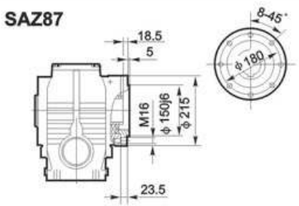

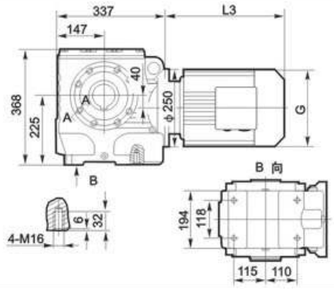

SF87

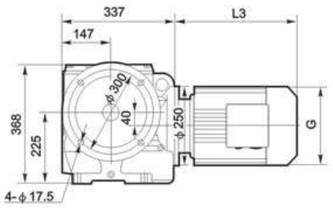

SAF87

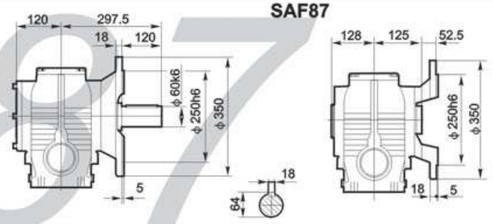

SAT87

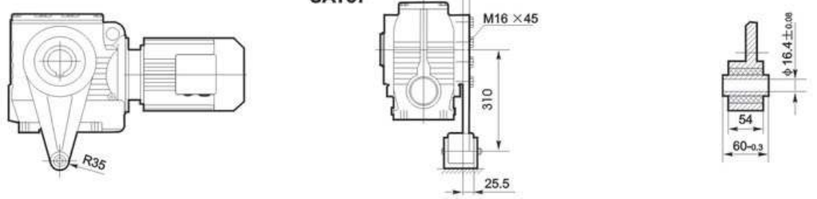

电机需方配或配特殊电机时需加联接法兰



When equipping the user’ s motor or the special one, the flange required to connected.

S...S87

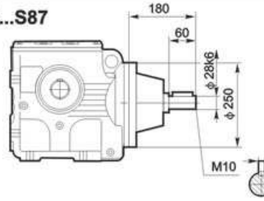

S...87RF57

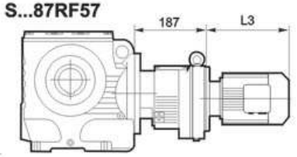

注：其余尺寸见相对应结构形式

Note: For other values please refer to the opposited structure .

Y2电机机座号 Motor size	80	90S	90L	100		112M	132S	132M	160M	160L	
功率/4P Power/(KW)	0.75	1.1	1.5	2.2	3.0	4.0	5.5	7.5	11	15	
L3	261	284	309	351		371	417	450	538	583	
G	175	195	195	215		240	275	275	330	330	
L2	127	127	127	132		132	180	180	190	190	

注：1.SA、SF、SAF、SAZ壳体为通用件，安装尺寸均可互相参照. 2. “S..” 表示S、SA、SF、TSAF、SAZ 3.带锁紧盘式，详见156 页
Note:1. The housings of SA、SF、SAF、SAZ are common parts. The mounting dimensions may consult each other.2."S.."mean S、SA、SF、SAF、SAZ 3.Hollow shaft output with shrink disk, see P156 for detail.

S97

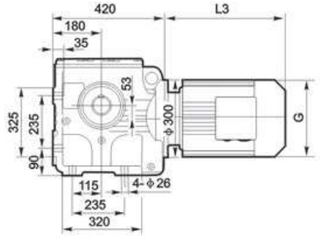

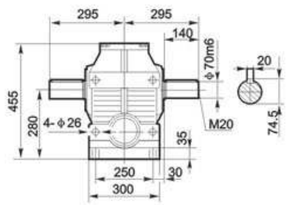

SA97/SAZ97/SAF97 空心轴 /Hollow shaft

φ 70H7

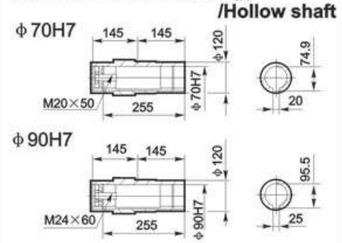

φ 90H7

SA97

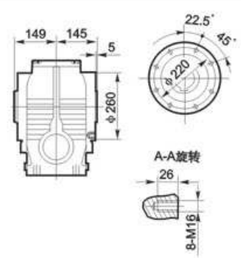

SAZ97

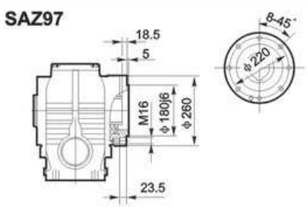

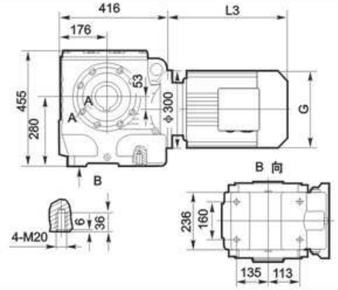

SF97

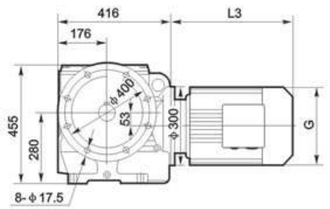

SAF97

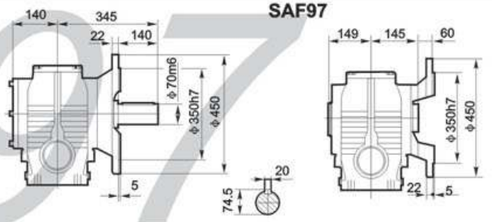

SAT97

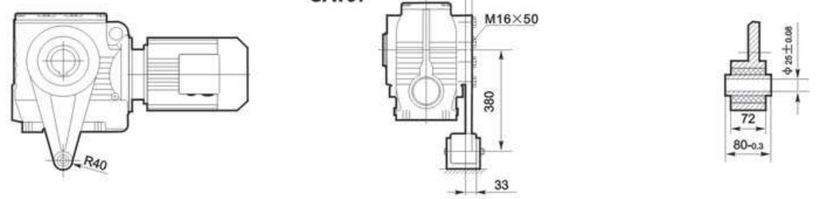

电机需方配或配特殊电机时需加联接法兰



When equipping the user’ s motor or the special one, the flange required to connected.

S...S97

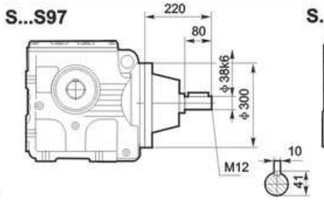

S...97RF57

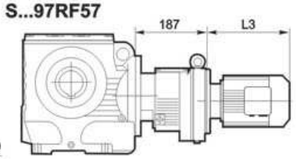

注：其余尺寸见相对应结构形式

Note: For other values please refer to the opposited structure .

Y2电机机座号 Motor size	90L	100		112M	132S	132M	160M	160L	180M	180L	
功率/4P Power/(KW)	1.5	2.2	3.0	4.0	5.5	7.5	11	15	18.5	22	
L3	301	322		342	411	444	529	574	593	633	
G	195	215		240	275	275	330	330	380	380	
L2	127	132		132	80	180	190	190	190	190	

注：1.SA、SF、SAF、SAZ壳体为通用件，安装尺寸均可互相参照. 2. “S..” 表示S、SA、SF、SAF、SAZ 3.带锁紧盘式，详见156 页
Note:1. The housings of SA、SF、SAF、SAZ are common parts. The mounting dimensions may consult each other.2."S.."mean S、SA、SF、SAF、SAZ 3.Hollow shaft output with shrink disk, see P156 for detail.

S、F、FK系列锁紧盘尺寸图　Dimensions of shrink disk for S、F、K series

SH37

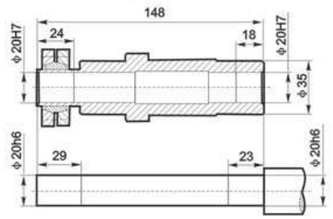

SH47

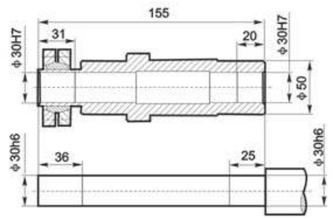

SH57

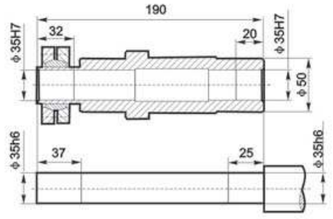

SH67

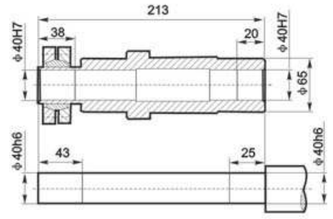

SH77

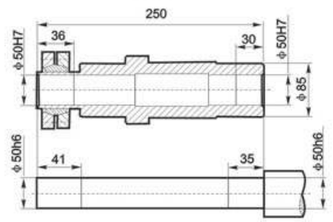

SH87

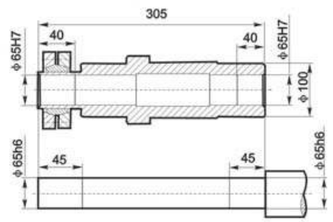

SH97..

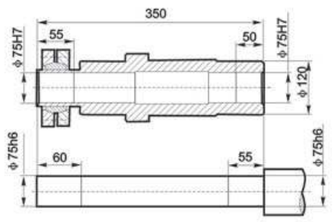

KH37../FH37..

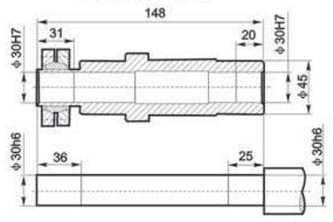

KH47../FH47..

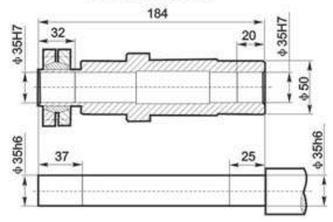

注：1.三大系列带锁紧盘型减速机除输出轴不同外，其余均同平键空心轴标准产品。

Note: 1.Except the output shaft, the main four series gear units with shrink disk are the same as the standard ones with hollow shafts with plat key.

S、F、FK系列锁紧盘尺寸图　Dimensions of shrink disk for S、F、K series

KH5../FH57..

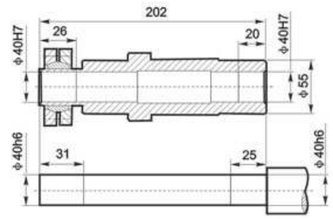

KH67../FH67..

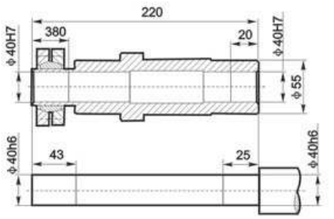

KH77../FH77..

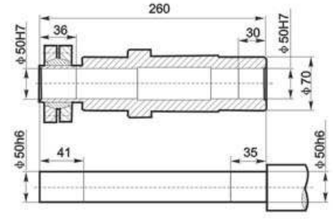

KH87../FH87..

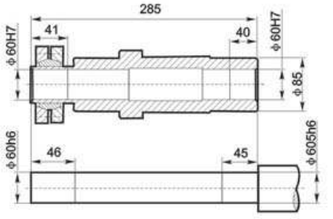

KH97../FH97..

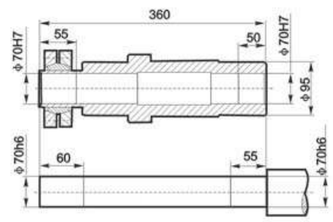

KH107../FH107..

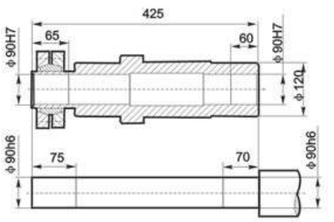

KH127../FH127..

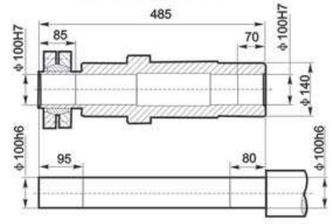

KH157../FH157..

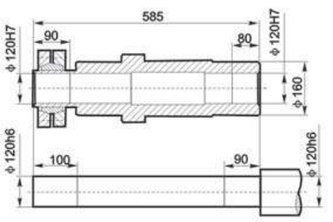

KH167..

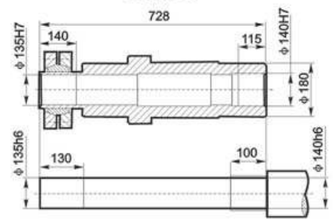

KH187..

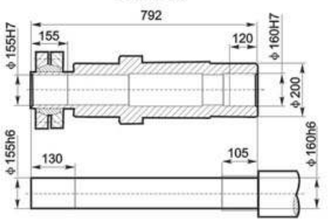

注：1.三大系列带锁紧盘型减速机除输出轴不同外，其余均同平键空心轴标准产品。

Note: 1.Except the output shaft, the main four series gear units with shrink disk are the same as the standard ones with hollow shafts with plat key.

S SERIES

标准普通电机的参数及安装尺寸
standard and or dinary motor parameter and mounting dimension

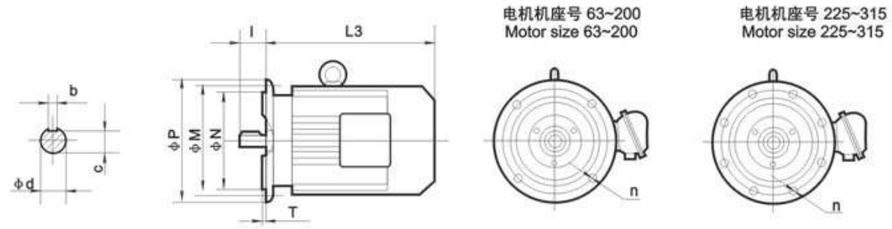

电机机座号 63~200
Motor size 63~200

电机机座号 225~315
Motor size 225~315

电机机座号	4级 Class4		6级 Class6		8级 Class8		L3				安装尺寸 Mounting dimensions									M(kg)				
Motor size	P_1 (kW)	n1 (r/min)	P_1 (kW)	n1 (r/min)	P_1 (kW)	n1 (r/min)	Y_2	B	E	V	M	N	P	n	T	d	l	b	c	Y (铝壳) (Aluminium housing)	Y_2	B	E	V
63	0.12	1390					202	270	328		115	95j6	140	4×ϕ10	3	11j6	23	4	8.5	5.5	13			11
	0.18	1390																		6	13.5	15		12
71	0.25	1390	0.18	850			225	285	345		130	110j6	160	4×ϕ10	3.5	14j6	30	5	11	6.5	14	16	12	14
	0.37	1390	0.25	850																7.5	14.5	16	13	15
80	0.55	1390	0.37	885	0.18	645	255	290	350	310	165	130j6	200	4×ϕ12	3.5	19j6	40	6	15.5	10	15	31	20	16
	0.75	1390	0.55	885	0.25	645														11	16	32	21	17
90S	1.1	1400	0.75	910	0.37	670	270	310	370	320	165	130j6	200	4×ϕ12	3.5	24j6	50	8	20	16	23	35	27	23
90L	1.5	1400	1.1	910	0.55	670	295	335	395	345	165	130j6	200	4×ϕ12	3.5	24j6	50	8	20	20	25	39	31	28
100	2.2	1420	1.5	920	0.75	680	325	370	420	370	215	180j6	250	4×ϕ15	4	28j6	60	8	24		33	49	41	36
	3	1420			1.1	680															35	53	44	36
112M	4	1440	2.2	940	1.5	690	340	400	450	390	215	180j6	250	4×ϕ15	4	28j6	60	8	24		41	67	60	43
132S	5.5	1440	3	960	2.2	710	390	430	505	450	265	230j6	300	4×ϕ15	4	38k6	80	10	33		65	93	85	63
132M	7.5	1460	4	960	3	710	430	470	545	490	265	230j6	300	4×ϕ15	4	38k6	80	10	33		76	105	98	75
			5.5	960																				
160M	11	1460	7.5	960	4	720	505	545	610	550	300	250h6	350	4×ϕ19	5	42k6	110	12	37		118	150	143	116
					5.5	720																		
160L	15	1460	11	960	7.5	720	560	585	655	595	300	250h6	350	4×ϕ19	5	42k6	110	12	37		132	169	165	136
180M	18.5	1470					590	620	715	740	300	250h6	350	4×ϕ19	5	48k6	110	14	42.5		164	205	203	169
180L	22	1470	15	970	11	730	630	640	765	790	300	250h6	350	4×ϕ19	5	48k6	110	14	42.5		182	222	216	183
200	30	1470	18.5	970	15	730	660	695	790	850	350	300h6	400	4×ϕ19	5	55k6	110	16	49		245	300	296	236
			22	970																				
225S	37	1480			18.5	730	675	705	860	910	400	350h6	450	8×ϕ19	5	60m6	140	18	53		258	360	370	291
225M	45	1480	30	980	22	730	705	730	890	940	400	350h6	450	8×ϕ19	5	60m6	140	18	53		290	390	405	327
250	55	1480	37	980	30	730	770	795		1060	500	450h6	550	8×ϕ19	5	65m6	140	18	58		388	530	498	393
280S	75	1480	45	980	37	730	845	870		1160	500	450h6	550	8×ϕ19	5	75m6	140	20	67.5		510	660	633	520
280M	90	1485	55	980	45	740	895	920		1260	500	450h6	550	8×ϕ19	5	75m6	140	20	67.5		606	785	723	610
315S	110	1485	75	980	55	740	1100	1100		1330	600	550h6	660	8×ϕ19	6	80m6	170	22	71		910	1000	1150	950
315M	132	1485	90	985	75	740	1180	1180		1380	600	550h6	660	8×ϕ19	6	80m6	170	22	71		1000	1100	1230	1030
315L	160	1485	110	985	90	740	1270	1270		1450	600	550h6	660	8×ϕ24	6	80m6	170	22	71		1055	1100	1320	1100
	200	1485	132	985	110	740															1128	1160	1420	1200

注:由于结构需要及生产厂家不同,有时参数会有所变化,此表仅供参考,准确尺寸请来电垂询。
Note:Sometimes the parameters may be changed with the different structures and manufacturers, this table is only for reference, please refer to us for the exact dimensions.

减（变）速机订货须知

1、主机名称：_____。
2、减速机在主机中的作用_____。
3、使用环境条件：温度____摄氏度。
4、每天运转时间_____。
5、电动机类型_____；功率_____千瓦；电压_____伏特；输入转速_____转/分；频率_____赫兹；
6、传动比_____；输出轴转速_____转/分。
7、减速机所承受载荷(转矩)_____N.m。
8、减速机型号规格(按型号表示示例填写)_____。
9、减速机与电动机连接方法_____。
10、所需台数_____。希望供货时间____年____月____日。
11、用户在订货时，双方需签定全国同一格式文本合同，签定生效后，双方务必按《中华人民共和国合同法》中有关条款规定执行。
12、在签定合同前，必须详细阅读了解本书中的各产品性能，使用范围独特，各机型的型号表示方法，包括机型号安装方式、是否带电机、减速比、电机功率、扭矩力等相关内容。直接配电机的产品，除注明电机功率外，还要务必注明机种类，相数(电机)极数(转数)如没有注明，一律按三相四极交流电机出厂。
13、用户在订货时尽量选取我公司生产的型号、规格、如特殊减速比、变速比、特殊电机可特殊订货，我公司可为用户特殊设计制造。
14、本书所例的各项技术数据及其它，可供用户参考使用，如有技术改进，恕不另行通知。
注：订货时请尽量选择本目录内的标准产品，如有特殊要求请在合同上详细说明。

Notices in speed reducer (speed changer) procurement

1. Main unit name:_____.
2. Purpose of speed reducer in main unit_____.
3. Operating conditions: Temperature____℃.
4. Working time every day_____.
5. Motor type_____; Power_____KW; Voltage_____V; Input rotation speed_____r/min; Frequency_____Hz;
6. Transmission ratio_____; Output spindle rotation speed_____r/min.
7. Maximum (torque) load allowed on speed reducer_____N.m.
8. Type of speed reducer (fill in types as specified)_____.
9. Coupling method between speed reducer and motor_____.
10. Quantity required_____. Expected delivery date____year____month____day.
11. When a user places an order, the two parties shall sign a national uniform-pattern contract, which comes into effect after being signed, and the two parties shall implement according to relevant provisions in Contract Law of the People's Republic of China .
12. Before signing a contract, please read all technical parameters, application range and expression of types, including installation patterns, motors attached or not, speed reduction ratio, motor power, torque and so on. To products directly coupled with motors, besides motor power, motor type, phase number (motor) and stage number (rotation number) shall be specified, otherwise, we will provide 3-phase & 4-stage AC motors for all.
13. Users shall try to select the types manufactured by our company. Special orders are available for special speed reduction ratio, transmission ratio and motors, and our company can design and manufacture for users.
14. All technical parameters and other information in this document are for users' reference, and we will not otherwise when any technical improvements are made.

Note: When ordering, please try to select the standard products in the catalogue. If there is any special requirement, please notify it in the contract.



Whether you use is which the BAFFERO reducer, the service life of the machine in the process, you can always get the correct service. Our service will make your machine performance optimization, and the machine has higher efficiency.

无论您用的是哪台邦飞利减速机，在机器使用寿命过程中，您能随时得到正确的服务。我们的服务将使您的机器使用性能最佳化，并且使得机器有更高的效益。